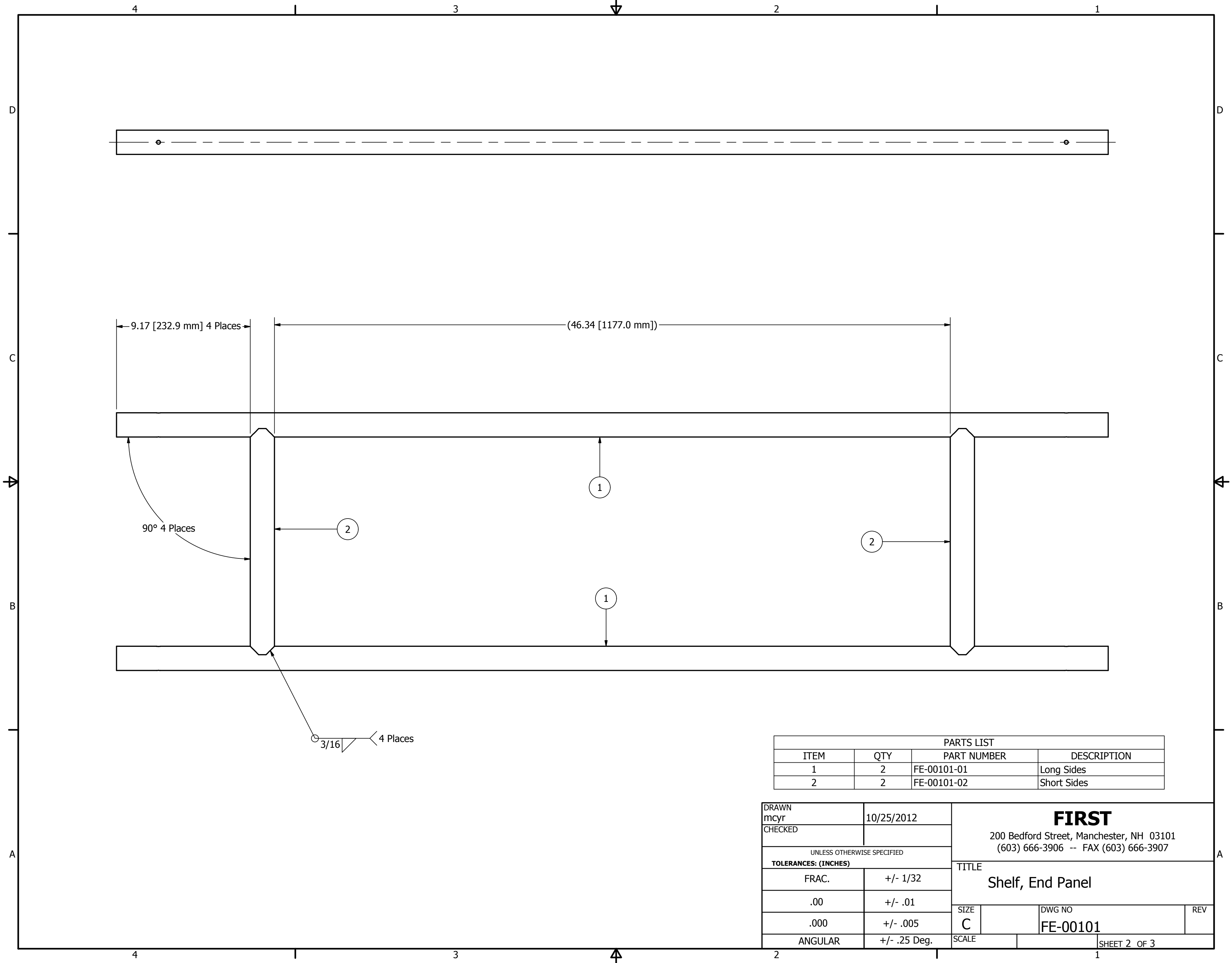


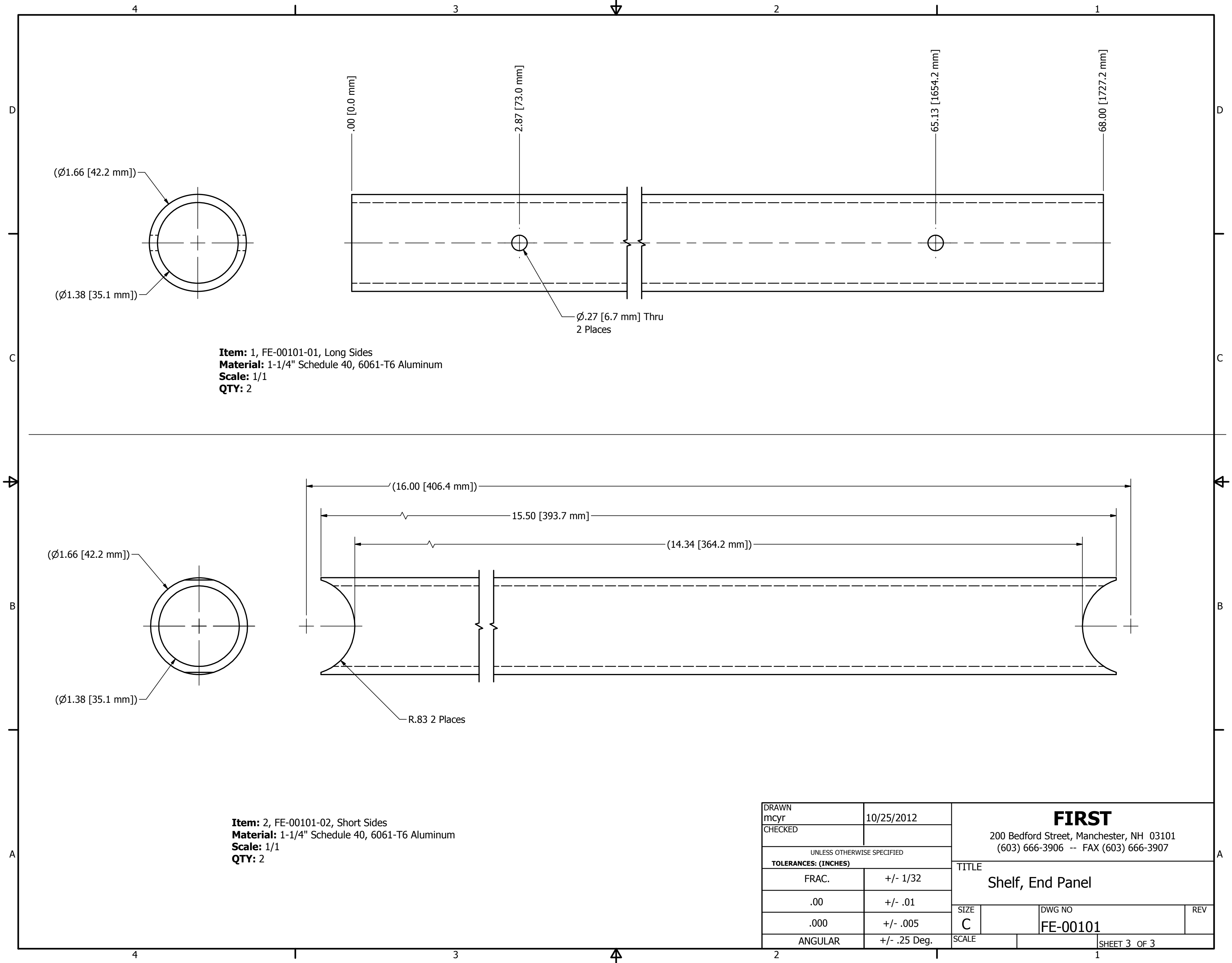
PARTS LIST			
ITEM	QTY	PART NUMBER	DESCRIPTION
1	2	FE-00101-01	Long Sides
2	2	FE-00101-02	Short Sides

DRAWN mcy CHECKED		10/25/2012		<div><b>FIRST</b></div> <div>200 Bedford Street, Manchester, NH 03101 (603) 666-3906 -- FAX (603) 666-3907</div>			
UNLESS OTHERWISE SPECIFIED				<div>TITLE</div> <div>Shelf, End Panel</div>			
TOLERANCES: (INCHES)							
FRAC.		+/- 1/32					
.00		+/- .01					
.000		+/- .005					
ANGULAR		+/- .25 Deg.		SIZE		DWG NO	REV
				C		FE-00101	
				SCALE			SHEET 1 OF 3



PARTS LIST			
ITEM	QTY	PART NUMBER	DESCRIPTION
1	2	FE-00101-01	Long Sides
2	2	FE-00101-02	Short Sides

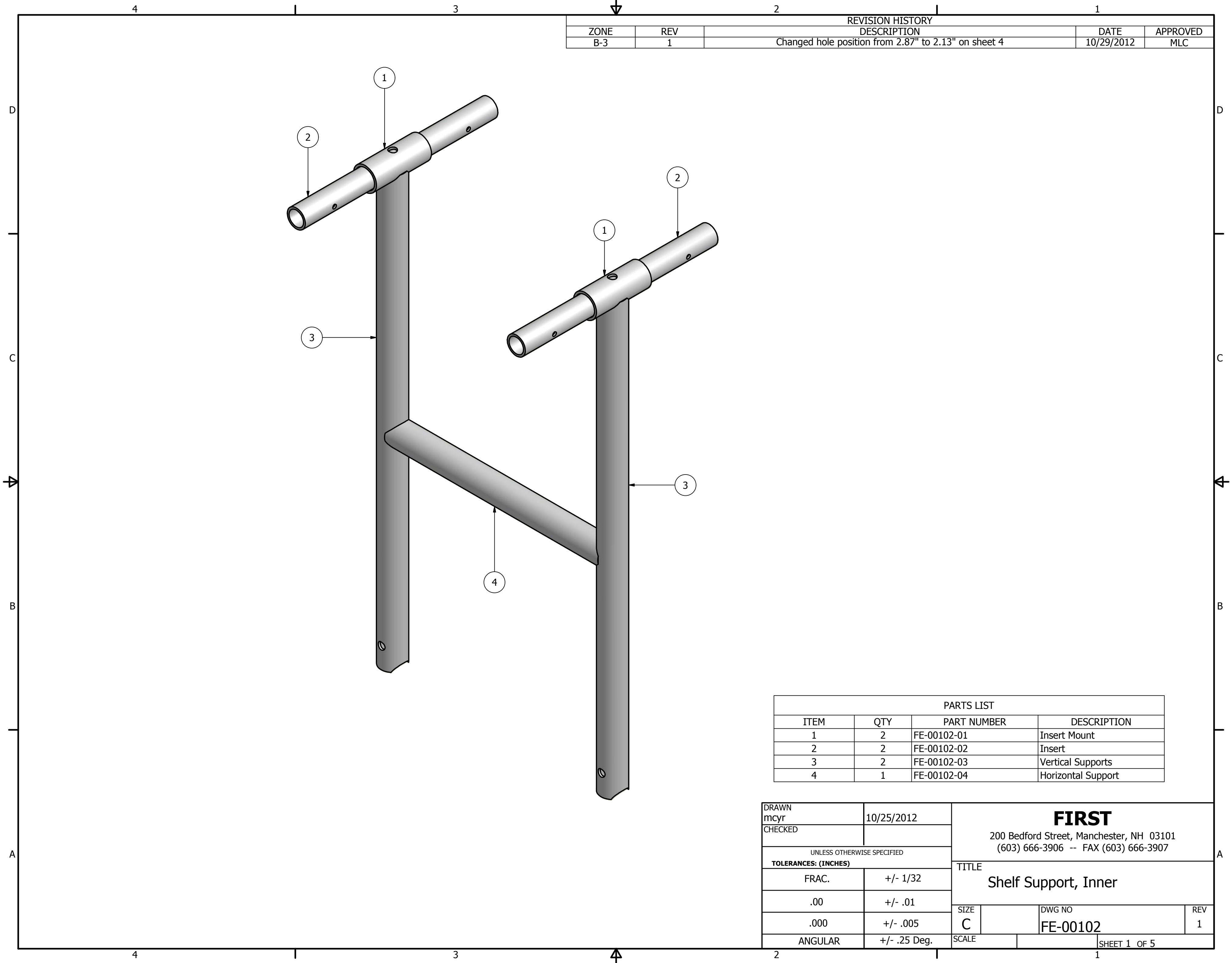
DRAWN mcy CHECKED		10/25/2012		<div>FIRST</div> <div>200 Bedford Street, Manchester, NH 03101 (603) 666-3906 -- FAX (603) 666-3907</div>			
UNLESS OTHERWISE SPECIFIED TOLERANCES: (INCHES)				<div>TITLE</div> <div>Shelf, End Panel</div> <div><div>SIZE</div><div>C</div><div>DWG NO</div><div>FE-00101</div><div>REV</div></div>			
FRAC.		+/- 1/32					
.00		+/- .01					
.000		+/- .005					
ANGULAR		+/- .25 Deg.					
		SCALE				SHEET 2 OF 3	



**Item:** 1, FE-00101-01, Long Sides  
**Material:** 1-1/4" Schedule 40, 6061-T6 Aluminum  
**Scale:** 1/1  
**QTY:** 2

**Item:** 2, FE-00101-02, Short Sides  
**Material:** 1-1/4" Schedule 40, 6061-T6 Aluminum  
**Scale:** 1/1  
**QTY:** 2

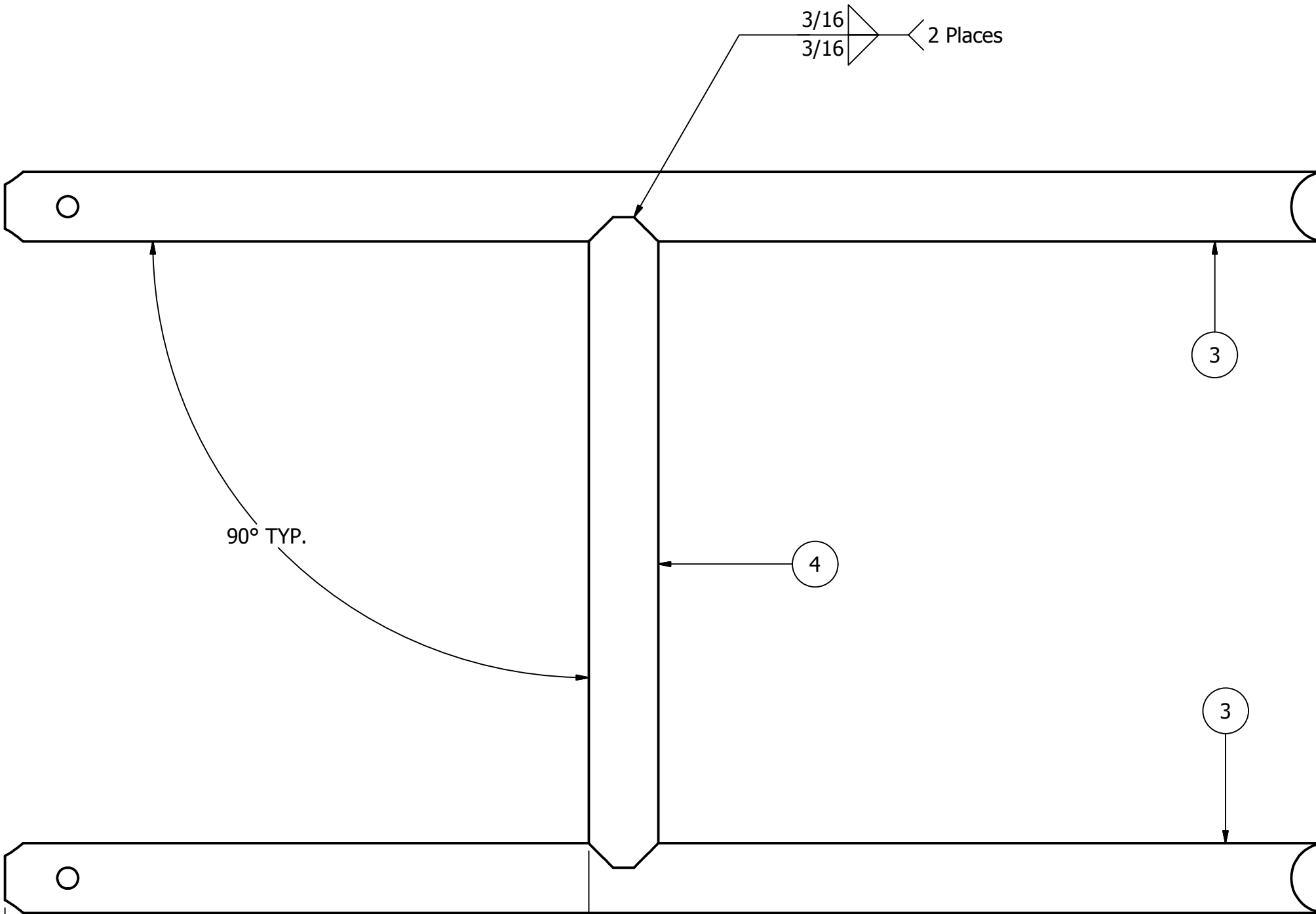
DRAWN mcy CHECKED		10/25/2012		<div>FIRST</div> <div>200 Bedford Street, Manchester, NH 03101 (603) 666-3906 -- FAX (603) 666-3907</div>			
UNLESS OTHERWISE SPECIFIED TOLERANCES: (INCHES)							
FRAC.		+/- 1/32		TITLE  Shelf, End Panel			
.00		+/- .01					
.000		+/- .005					
ANGULAR		+/- .25 Deg.		SIZE C	DWG NO FE-00101		REV
				SCALE		SHEET 3 OF 3	



REVISION HISTORY				
ZONE	REV	DESCRIPTION	DATE	APPROVED
B-3	1	Changed hole position from 2.87" to 2.13" on sheet 4	10/29/2012	MLC

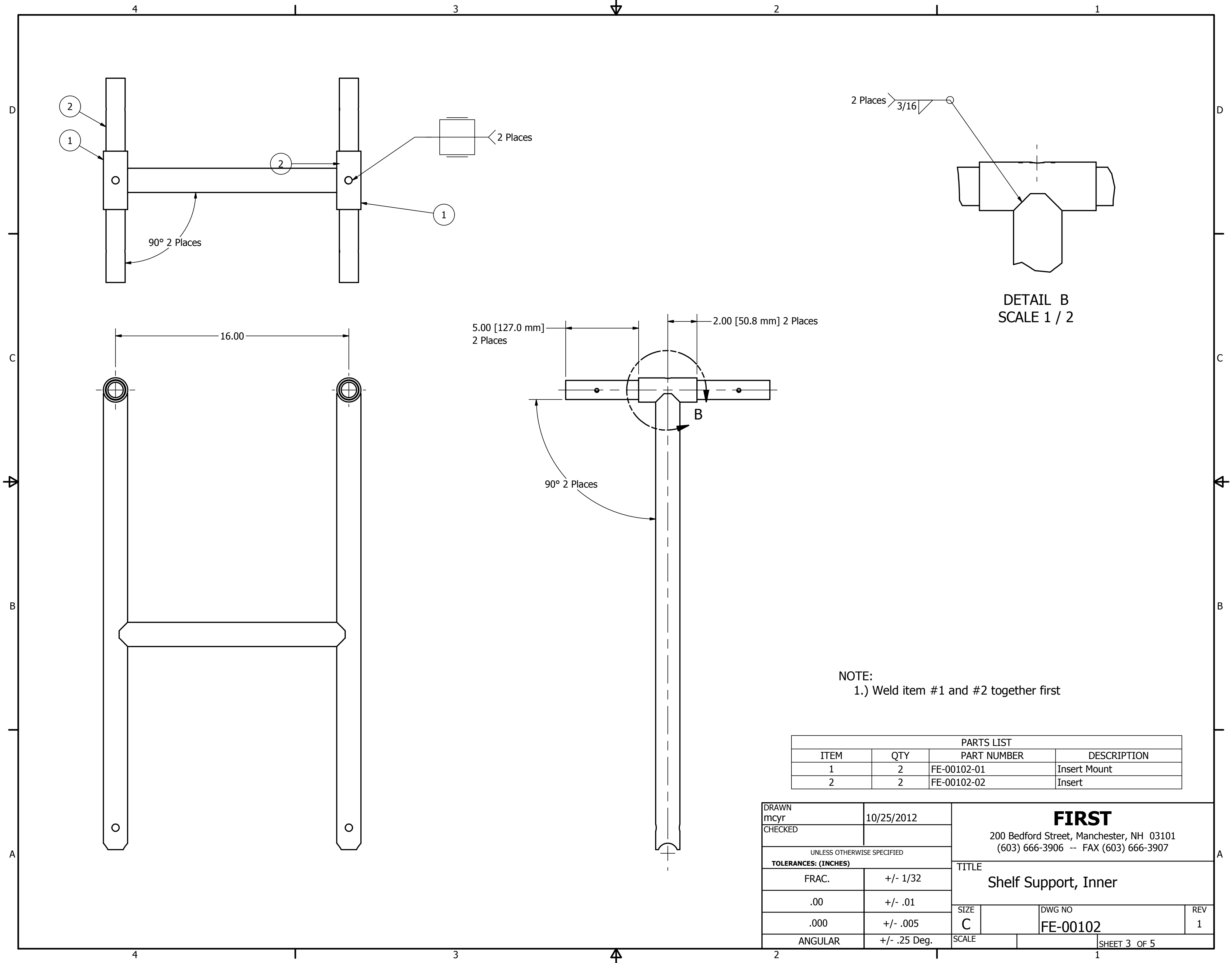
PARTS LIST			
ITEM	QTY	PART NUMBER	DESCRIPTION
1	2	FE-00102-01	Insert Mount
2	2	FE-00102-02	Insert
3	2	FE-00102-03	Vertical Supports
4	1	FE-00102-04	Horizontal Support

DRAWN mcy CHECKED		10/25/2012		<div><b>FIRST</b></div> <div>200 Bedford Street, Manchester, NH 03101 (603) 666-3906 -- FAX (603) 666-3907</div>			
UNLESS OTHERWISE SPECIFIED <b>TOLERANCES: (INCHES)</b>				<div>TITLE</div> <div>Shelf Support, Inner</div> <div><div>SIZE</div><div>C</div><div>DWG NO</div><div>FE-00102</div><div>REV</div><div>1</div></div>			
FRAC.		+/- 1/32					
.00		+/- .01					
.000		+/- .005					
ANGULAR		+/- .25 Deg.					
				SCALE		SHEET 1 OF 5	



PARTS LIST			
ITEM	QTY	PART NUMBER	DESCRIPTION
3	2	FE-00102-03	Vertical Supports
4	1	FE-00102-04	Horizontal Support

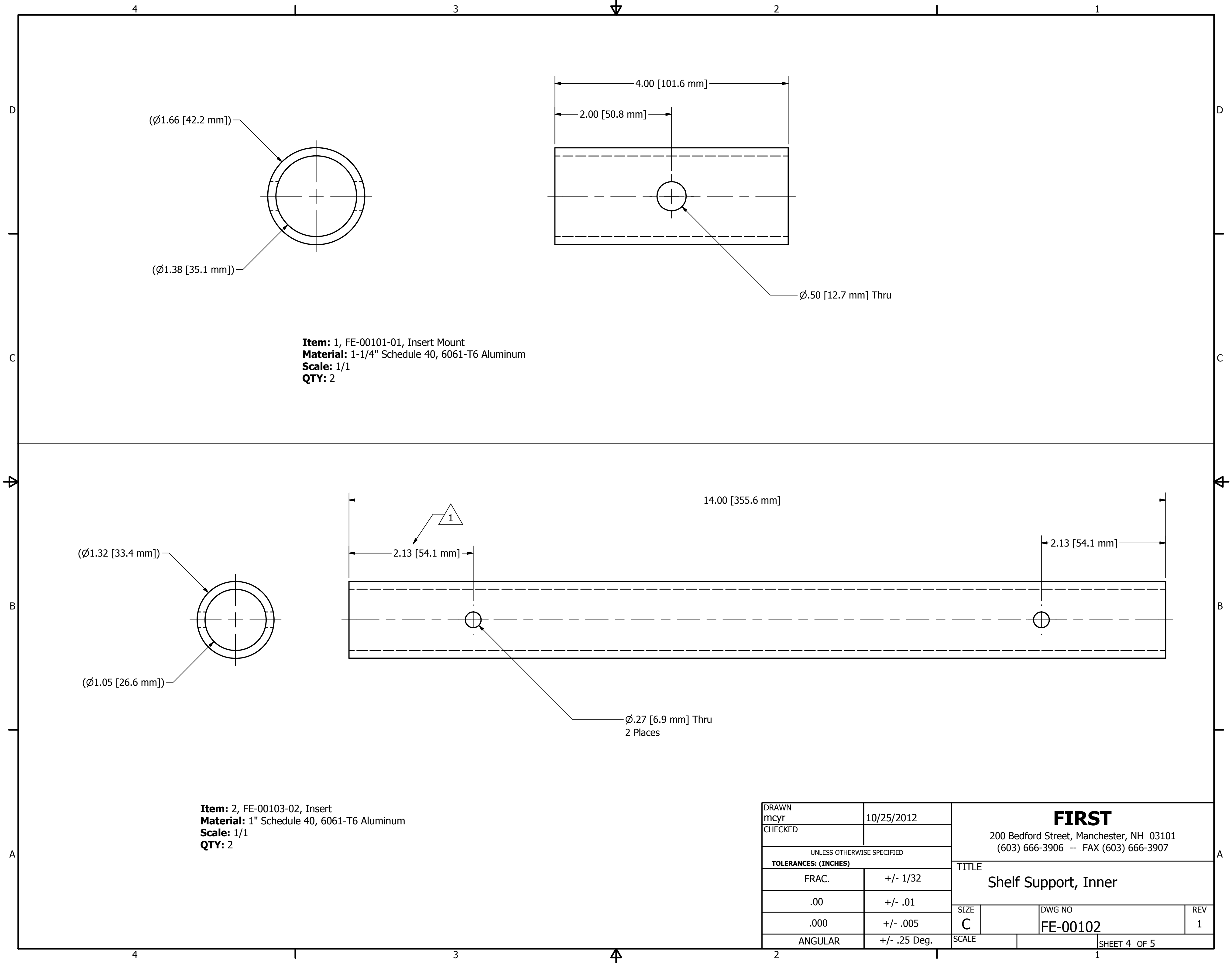
DRAWN mcyr		10/25/2012		<b>FIRST</b> 200 Bedford Street, Manchester, NH 03101 (603) 666-3906 -- FAX (603) 666-3907			
CHECKED							
UNLESS OTHERWISE SPECIFIED				TITLE <b>Shelf Support, Inner</b>			
<b>TOLERANCES: (INCHES)</b>							
FRAC.		+/- 1/32					
.00		+/- .01					
.000		+/- .005					
ANGULAR		+/- .25 Deg.		SIZE		DWG NO	REV
				C		FE-00102	1
				SCALE		SHEET 2 OF 5	



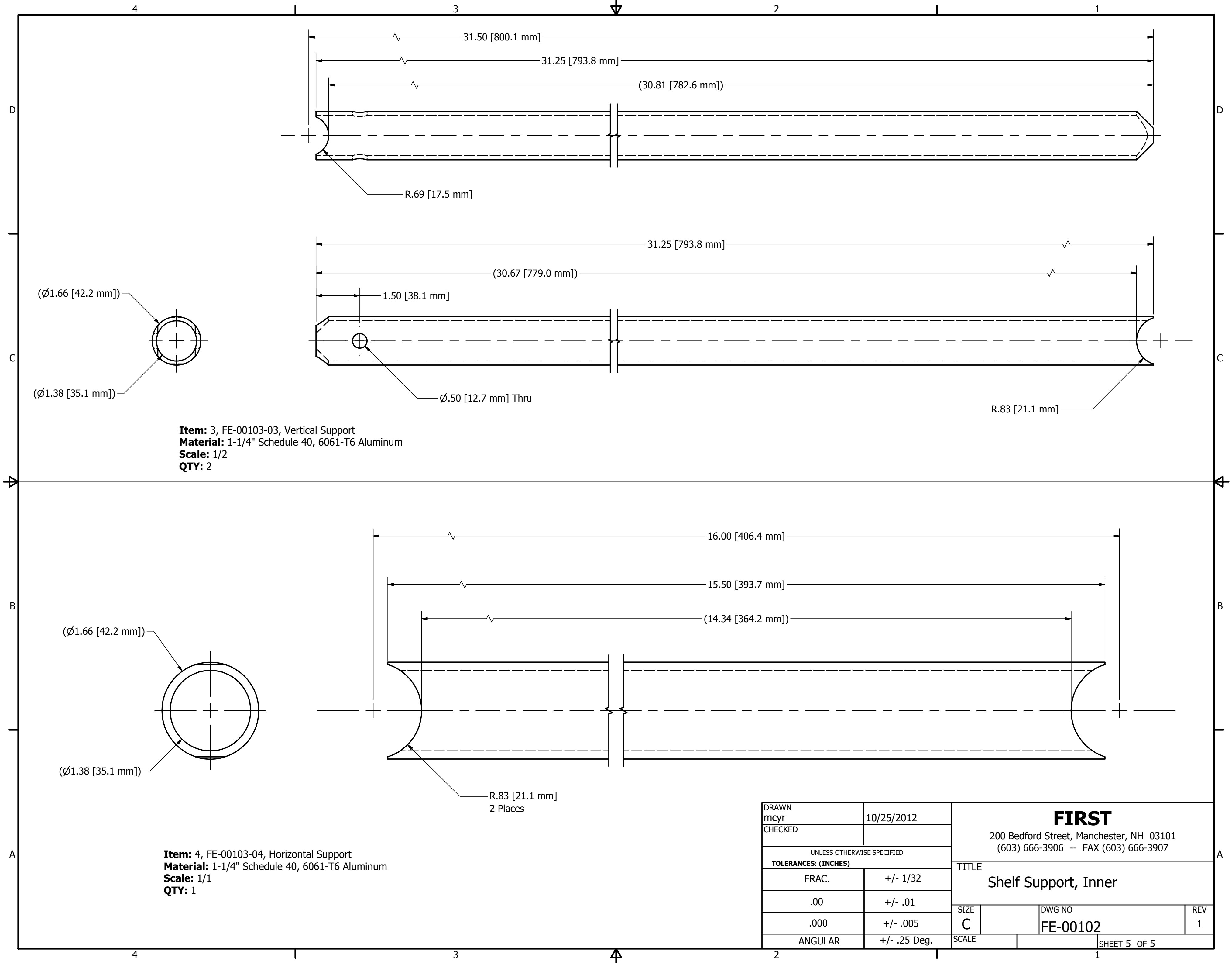
NOTE:  
1.) Weld item #1 and #2 together first

PARTS LIST			
ITEM	QTY	PART NUMBER	DESCRIPTION
1	2	FE-00102-01	Insert Mount
2	2	FE-00102-02	Insert

DRAWN mcy		10/25/2012		<div>FIRST</div> <div>200 Bedford Street, Manchester, NH 03101</div> <div>(603) 666-3906 -- FAX (603) 666-3907</div>			
CHECKED							
UNLESS OTHERWISE SPECIFIED				<div>TITLE</div> <div>Shelf Support, Inner</div>			
TOLERANCES: (INCHES)							
FRAC.		+/- 1/32					
.00		+/- .01					
.000		+/- .005					
ANGULAR		+/- .25 Deg.		SIZE		DWG NO	REV
				C		FE-00102	1
				SCALE		SHEET 3 OF 5	

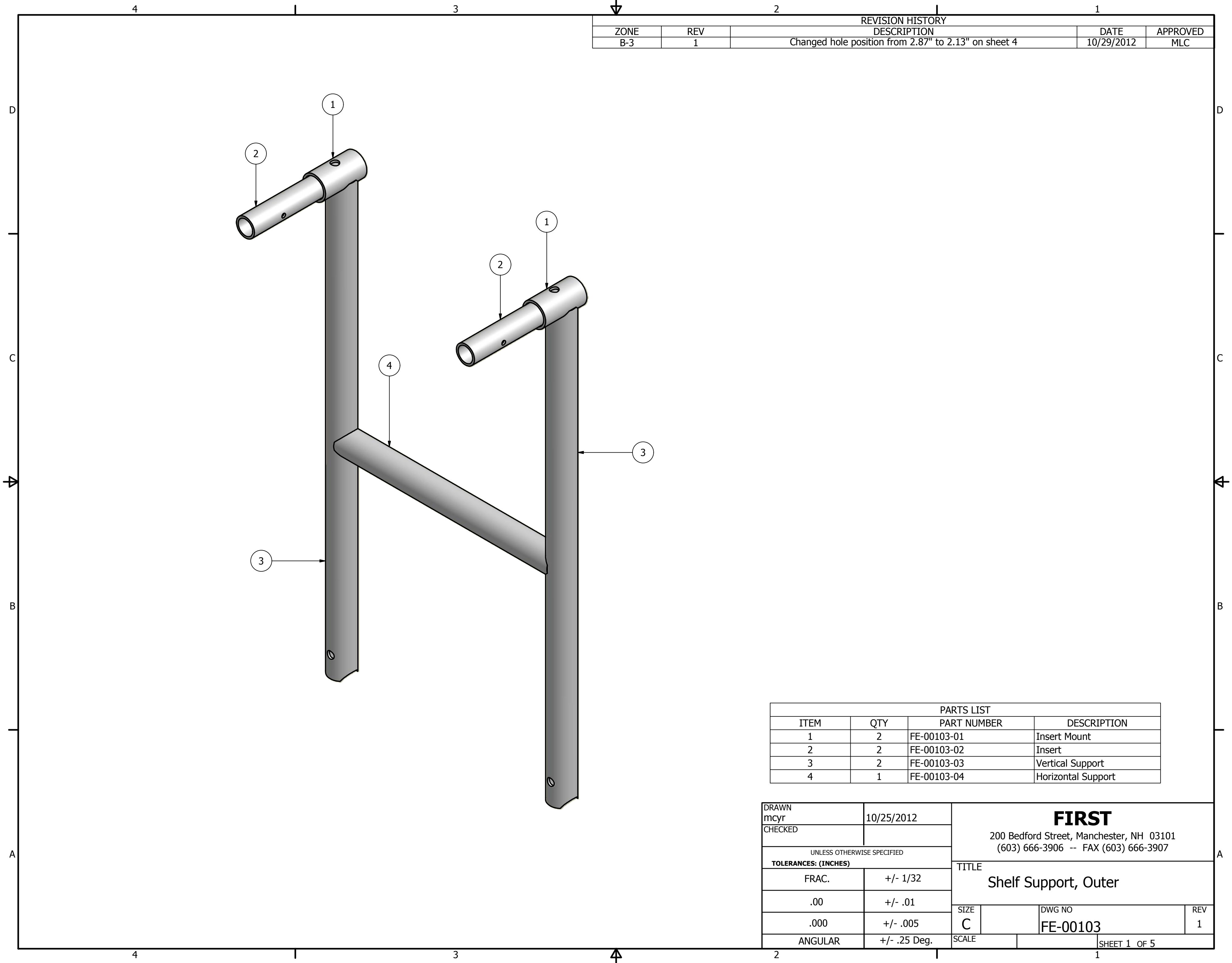


DRAWN mcyr	10/25/2012	<b>FIRST</b> 200 Bedford Street, Manchester, NH 03101 (603) 666-3906 -- FAX (603) 666-3907		
CHECKED				
UNLESS OTHERWISE SPECIFIED TOLERANCES: (INCHES)		TITLE Shelf Support, Inner		
FRAC.	+/- 1/32	SIZE C	DWG NO FE-00102	REV 1
.00	+/- .01	SCALE		
.000	+/- .005	SHEET 4 OF 5		
ANGULAR	+/- .25 Deg.			



DRAWN mcyr	10/25/2012	<div>FIRST</div> <div>200 Bedford Street, Manchester, NH 03101 (603) 666-3906 -- FAX (603) 666-3907</div>			
CHECKED					
UNLESS OTHERWISE SPECIFIED		TITLE <div>Shelf Support, Inner</div>			
TOLERANCES: (INCHES)					
FRAC.	+/- 1/32	SIZE		DWG NO	REV
.00	+/- .01	C		FE-00102	1
.000	+/- .005	SCALE		SHEET 5 OF 5	
ANGULAR	+/- .25 Deg.				

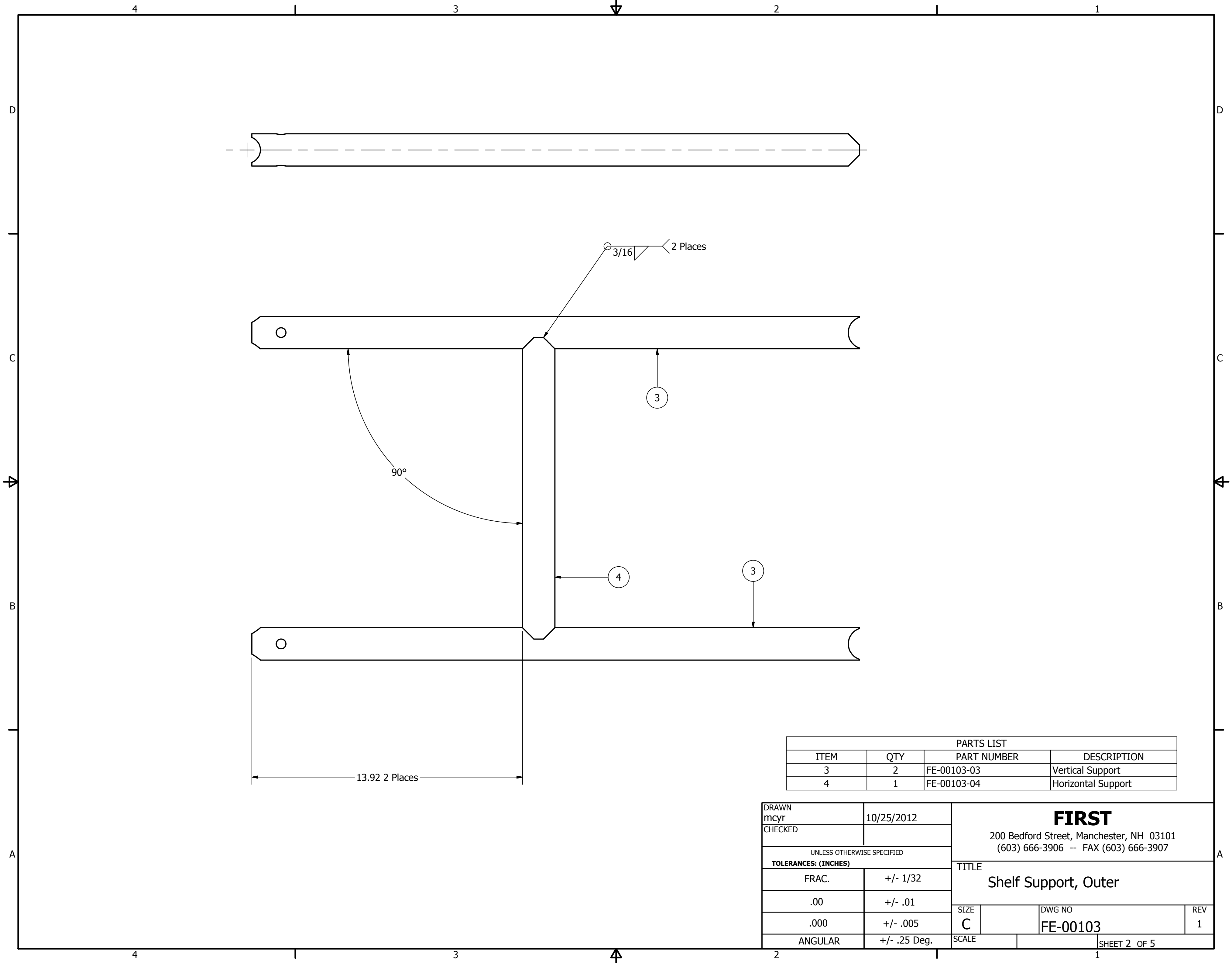




REVISION HISTORY				
ZONE	REV	DESCRIPTION	DATE	APPROVED
B-3	1	Changed hole position from 2.87" to 2.13" on sheet 4	10/29/2012	MLC

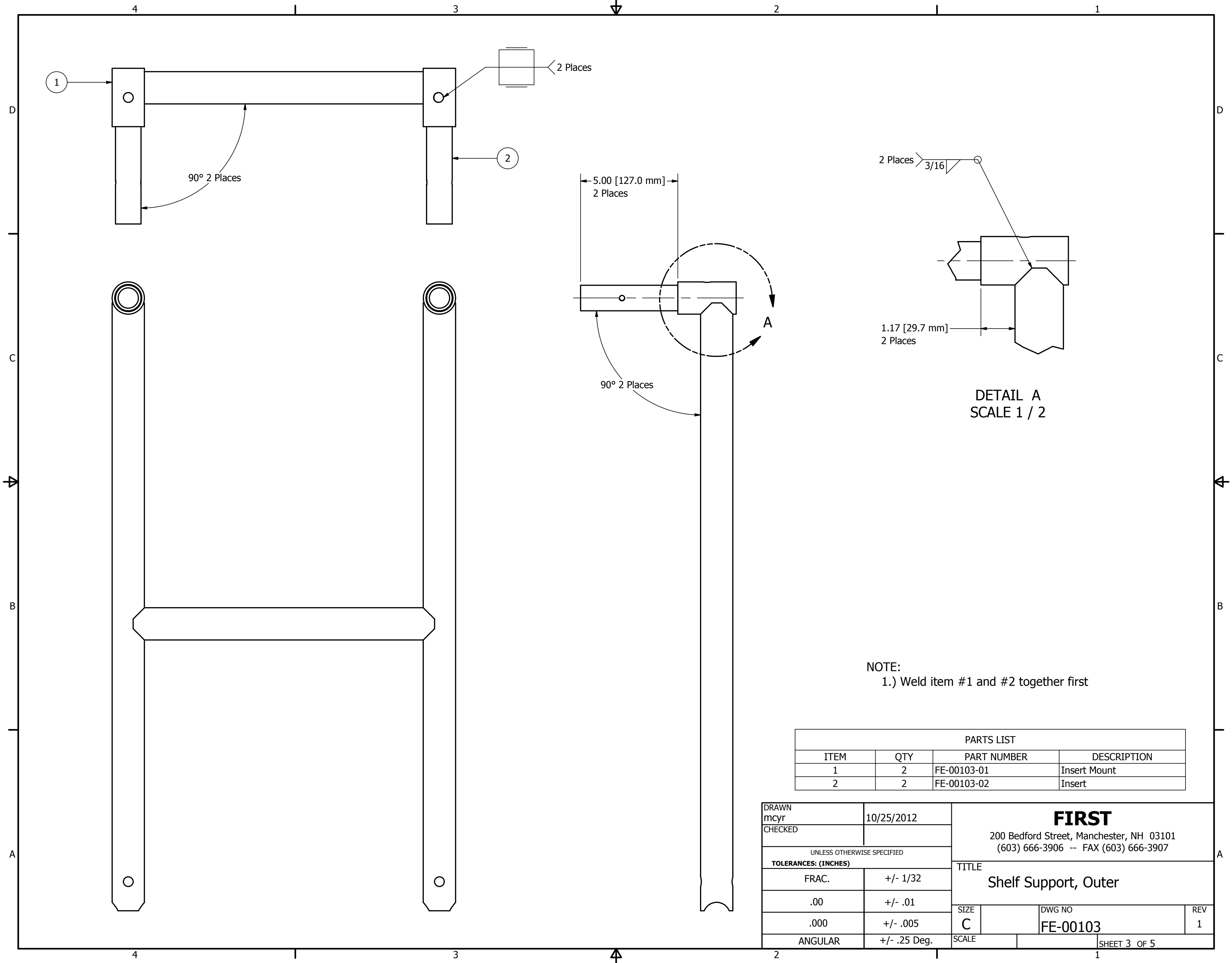
PARTS LIST			
ITEM	QTY	PART NUMBER	DESCRIPTION
1	2	FE-00103-01	Insert Mount
2	2	FE-00103-02	Insert
3	2	FE-00103-03	Vertical Support
4	1	FE-00103-04	Horizontal Support

DRAWN mcyr		10/25/2012		<div>FIRST</div> <div>200 Bedford Street, Manchester, NH 03101 (603) 666-3906 -- FAX (603) 666-3907</div>			
CHECKED							
UNLESS OTHERWISE SPECIFIED				<div>TITLE</div> <div>Shelf Support, Outer</div>			
TOLERANCES: (INCHES)							
FRAC.		+/- 1/32					
.00		+/- .01					
.000		+/- .005					
ANGULAR		+/- .25 Deg.		SIZE		DWG NO	REV
				C		FE-00103	1
				SCALE			SHEET 1 OF 5



PARTS LIST			
ITEM	QTY	PART NUMBER	DESCRIPTION
3	2	FE-00103-03	Vertical Support
4	1	FE-00103-04	Horizontal Support

DRAWN mcyr		10/25/2012		<div>FIRST</div> <div>200 Bedford Street, Manchester, NH 03101 (603) 666-3906 -- FAX (603) 666-3907</div>			
CHECKED							
UNLESS OTHERWISE SPECIFIED				<div>TITLE</div> <div>Shelf Support, Outer</div>			
TOLERANCES: (INCHES)							
FRAC.		+/- 1/32					
.00		+/- .01					
.000		+/- .005					
ANGULAR		+/- .25 Deg.		SIZE		DWG NO	REV
				C		FE-00103	1
				SCALE		SHEET 2 OF 5	

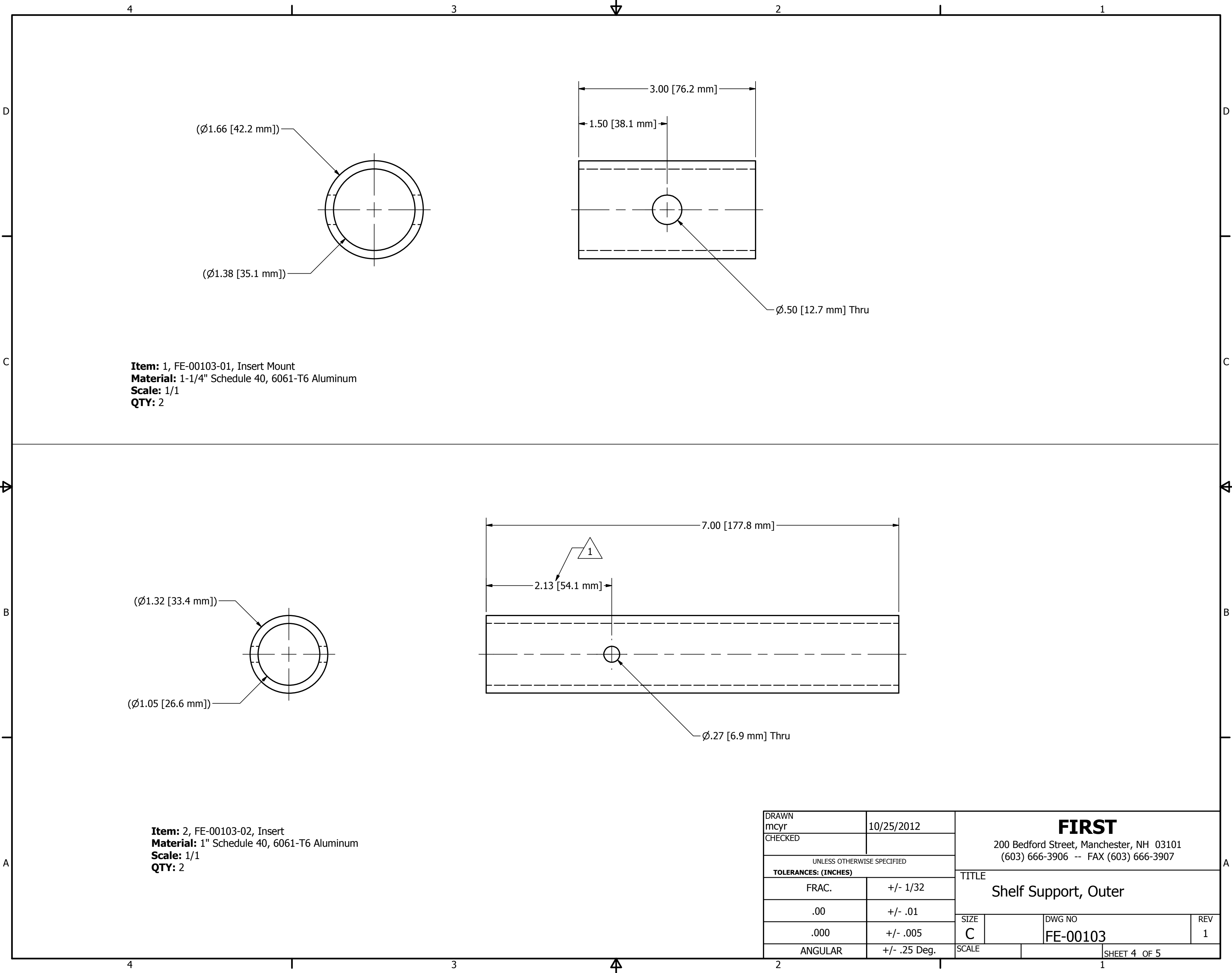


DETAIL A  
SCALE 1 / 2

NOTE:  
1.) Weld item #1 and #2 together first

PARTS LIST			
ITEM	QTY	PART NUMBER	DESCRIPTION
1	2	FE-00103-01	Insert Mount
2	2	FE-00103-02	Insert

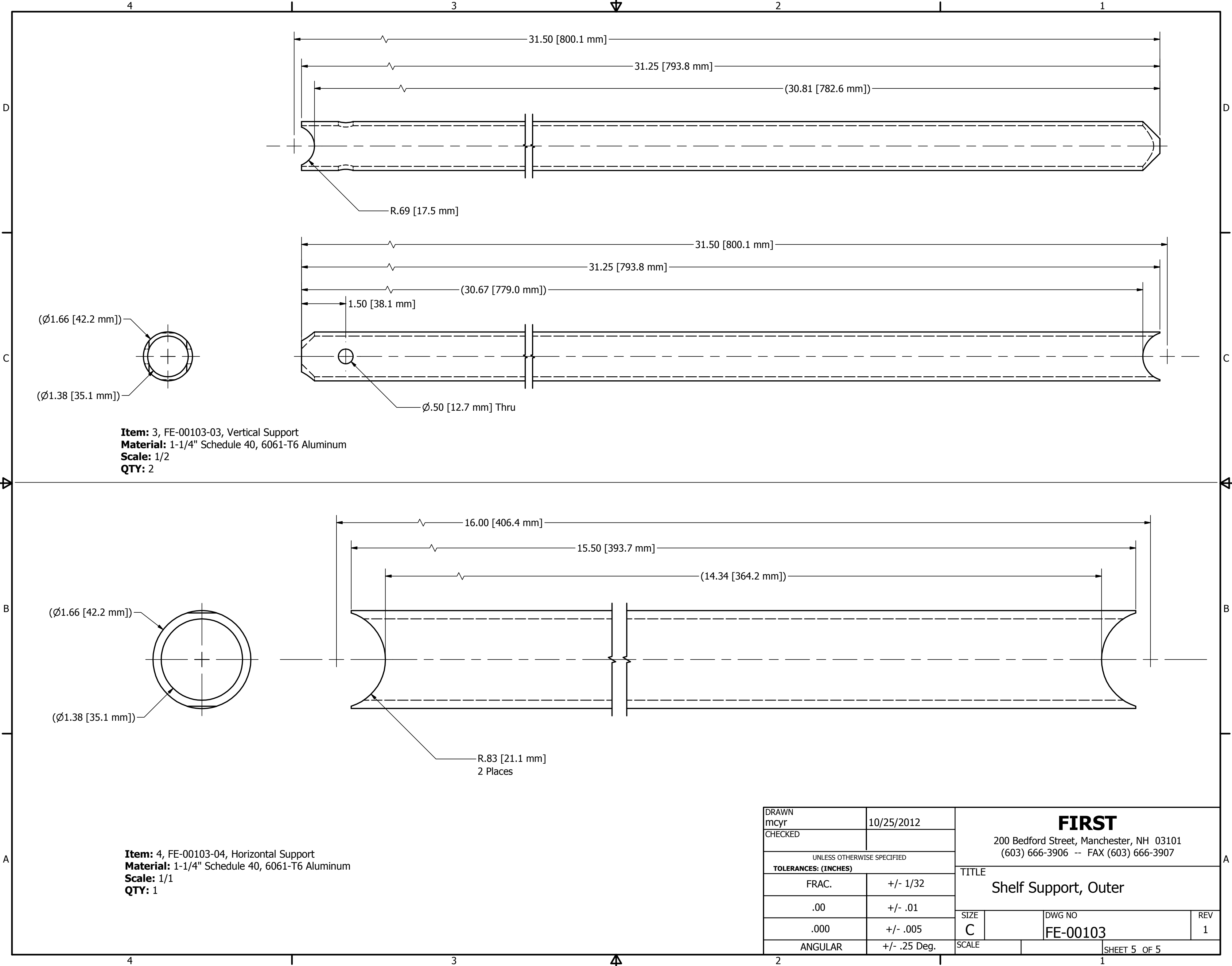
DRAWN mcy		10/25/2012		<div>FIRST</div> <div>200 Bedford Street, Manchester, NH 03101 (603) 666-3906 -- FAX (603) 666-3907</div>			
CHECKED							
UNLESS OTHERWISE SPECIFIED				<div>TITLE</div> <div>Shelf Support, Outer</div>			
TOLERANCES: (INCHES)							
FRAC.		+/- 1/32					
.00		+/- .01					
.000		+/- .005					
ANGULAR		+/- .25 Deg.		SIZE		DWG NO	REV
				C		FE-00103	1
				SCALE			SHEET 3 OF 5

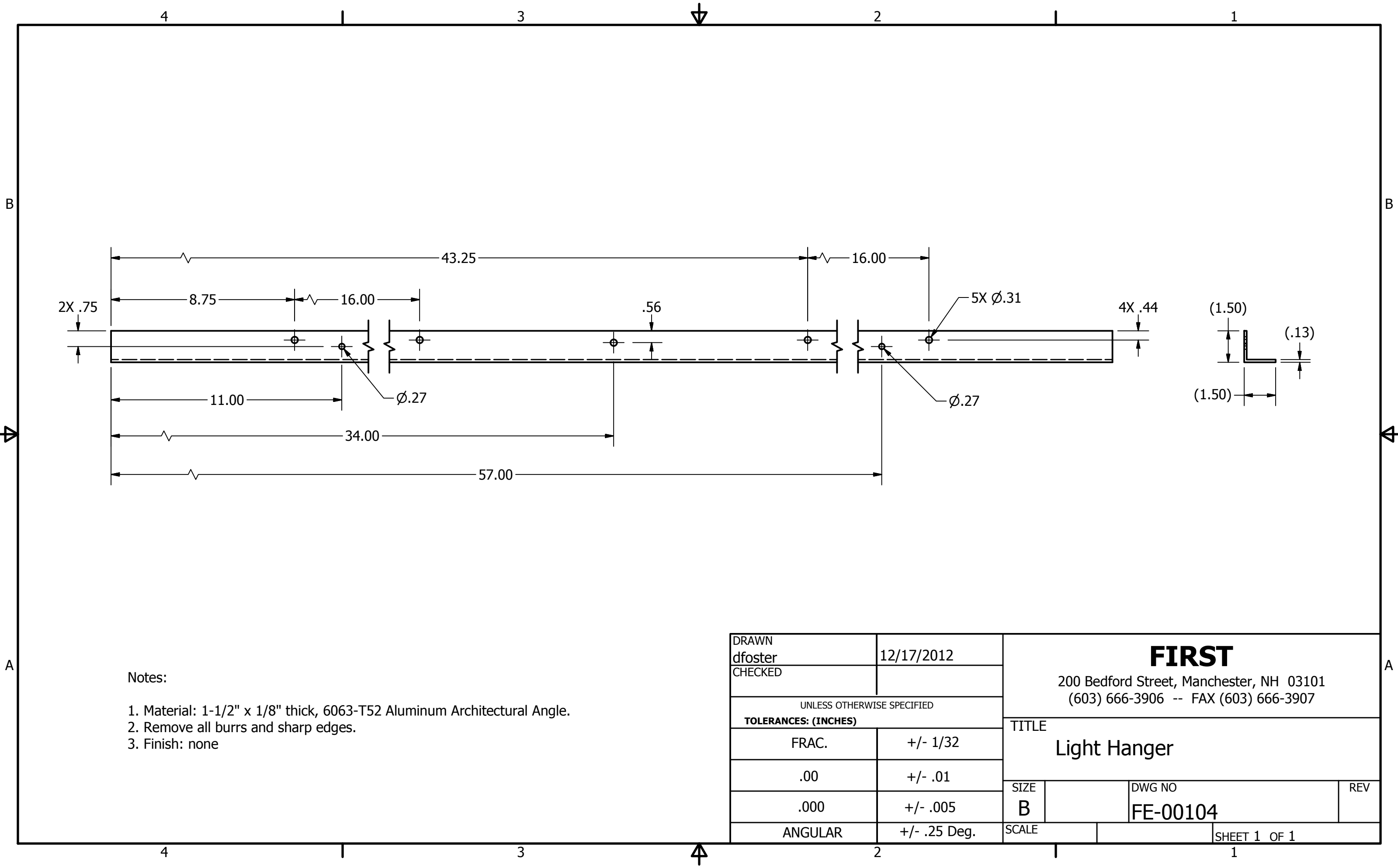


**Item:** 1, FE-00103-01, Insert Mount  
**Material:** 1-1/4" Schedule 40, 6061-T6 Aluminum  
**Scale:** 1/1  
**QTY:** 2

**Item:** 2, FE-00103-02, Insert  
**Material:** 1" Schedule 40, 6061-T6 Aluminum  
**Scale:** 1/1  
**QTY:** 2

DRAWN mcy		10/25/2012		<div>FIRST</div> <div>200 Bedford Street, Manchester, NH 03101</div> <div>(603) 666-3906 -- FAX (603) 666-3907</div>			
CHECKED							
UNLESS OTHERWISE SPECIFIED				<div>TITLE</div> <div>Shelf Support, Outer</div>			
TOLERANCES: (INCHES)							
FRAC.		+/- 1/32					
.00		+/- .01					
.000		+/- .005					
ANGULAR		+/- .25 Deg.		SIZE		DWG NO	REV
				C		FE-00103	1
				SCALE		SHEET 4 OF 5	

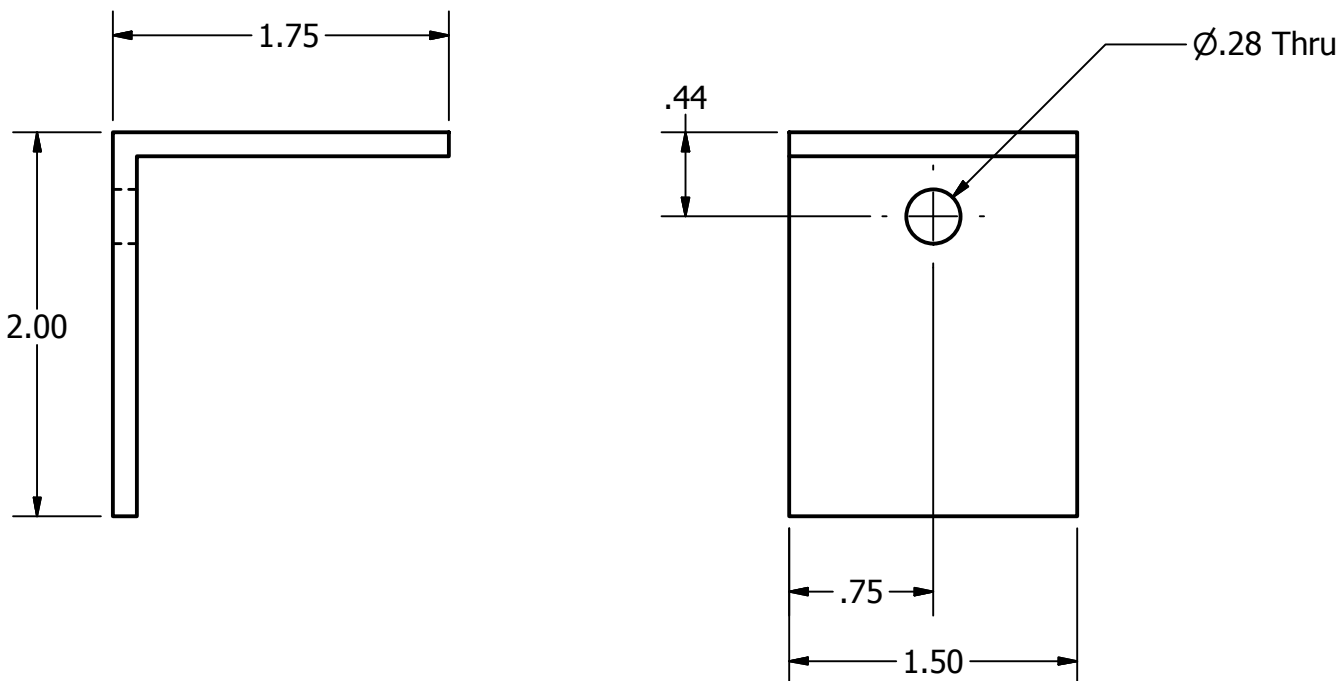




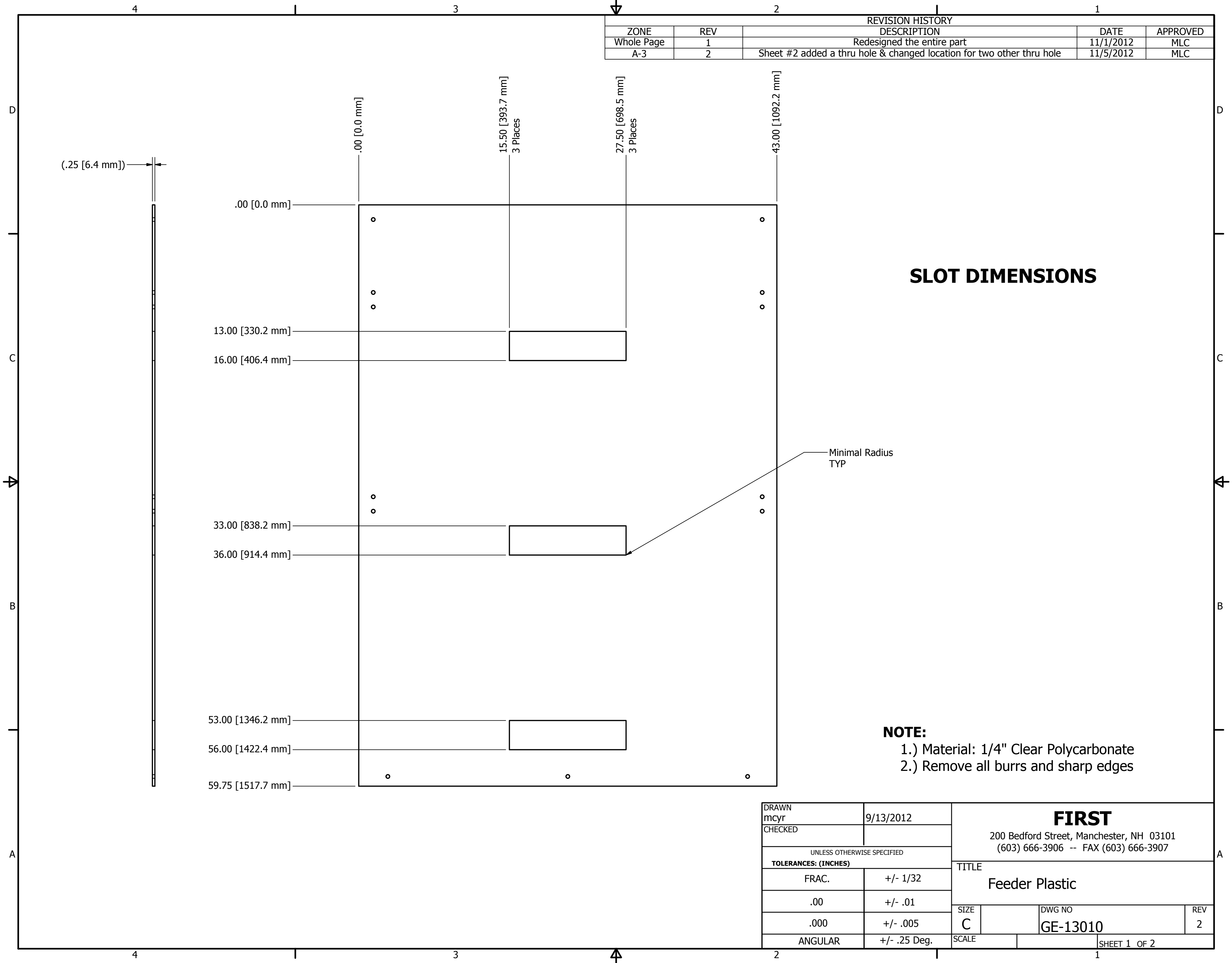
Notes:

1. Material: 1-1/2" x 1/8" thick, 6063-T52 Aluminum Architectural Angle.
2. Remove all burrs and sharp edges.
3. Finish: none

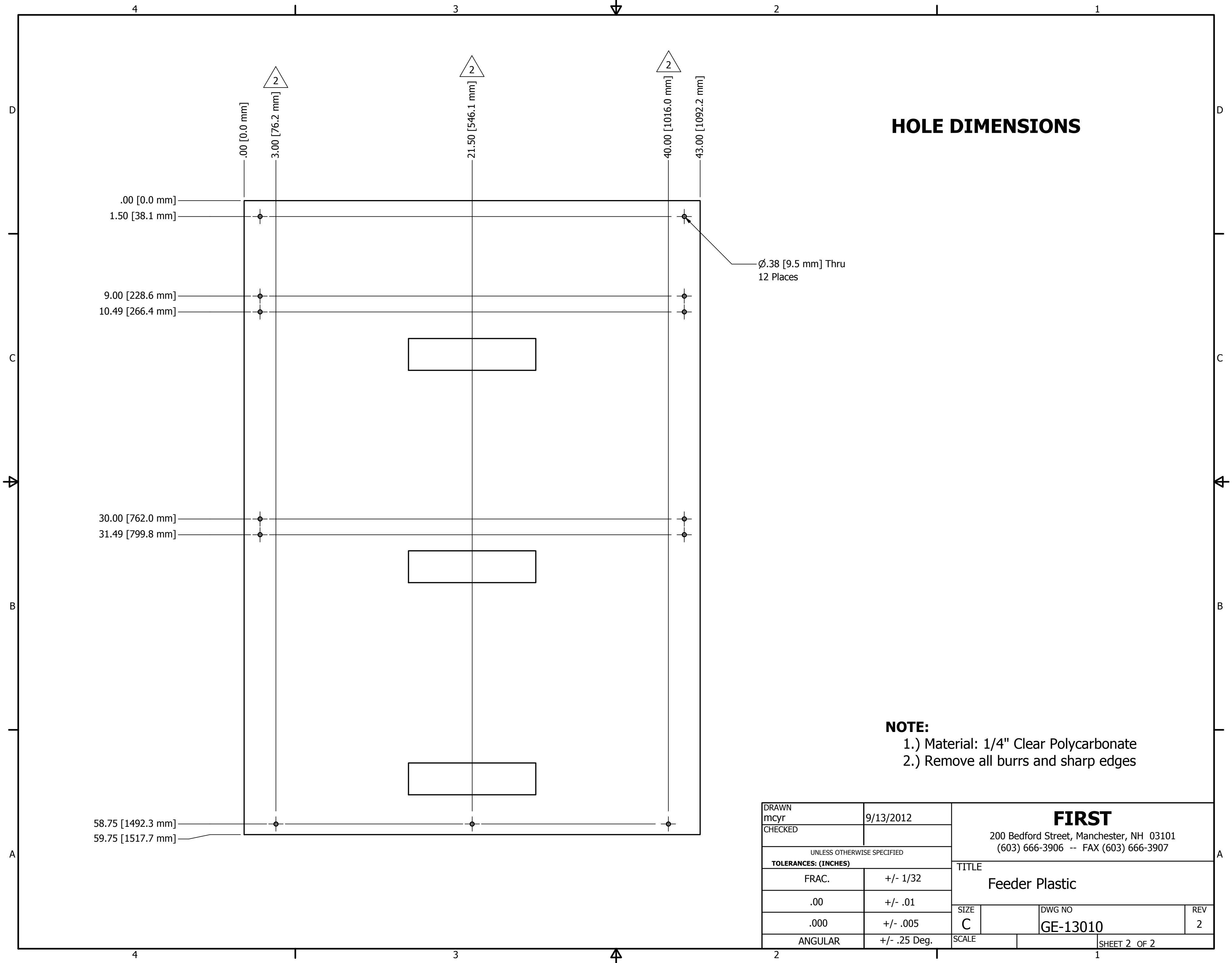
DRAWN dfoster		12/17/2012		<div>FIRST</div> <div>200 Bedford Street, Manchester, NH 03101 (603) 666-3906 -- FAX (603) 666-3907</div>			
CHECKED							
UNLESS OTHERWISE SPECIFIED				TITLE <div>Light Hanger</div>			
TOLERANCES: (INCHES)							
FRAC.		+/- 1/32					
.00		+/- .01		SIZE B			
.000		+/- .005					
ANGULAR		+/- .25 Deg.					
				DWG NO FE-00104		REV	
		SCALE				SHEET 1 OF 1	

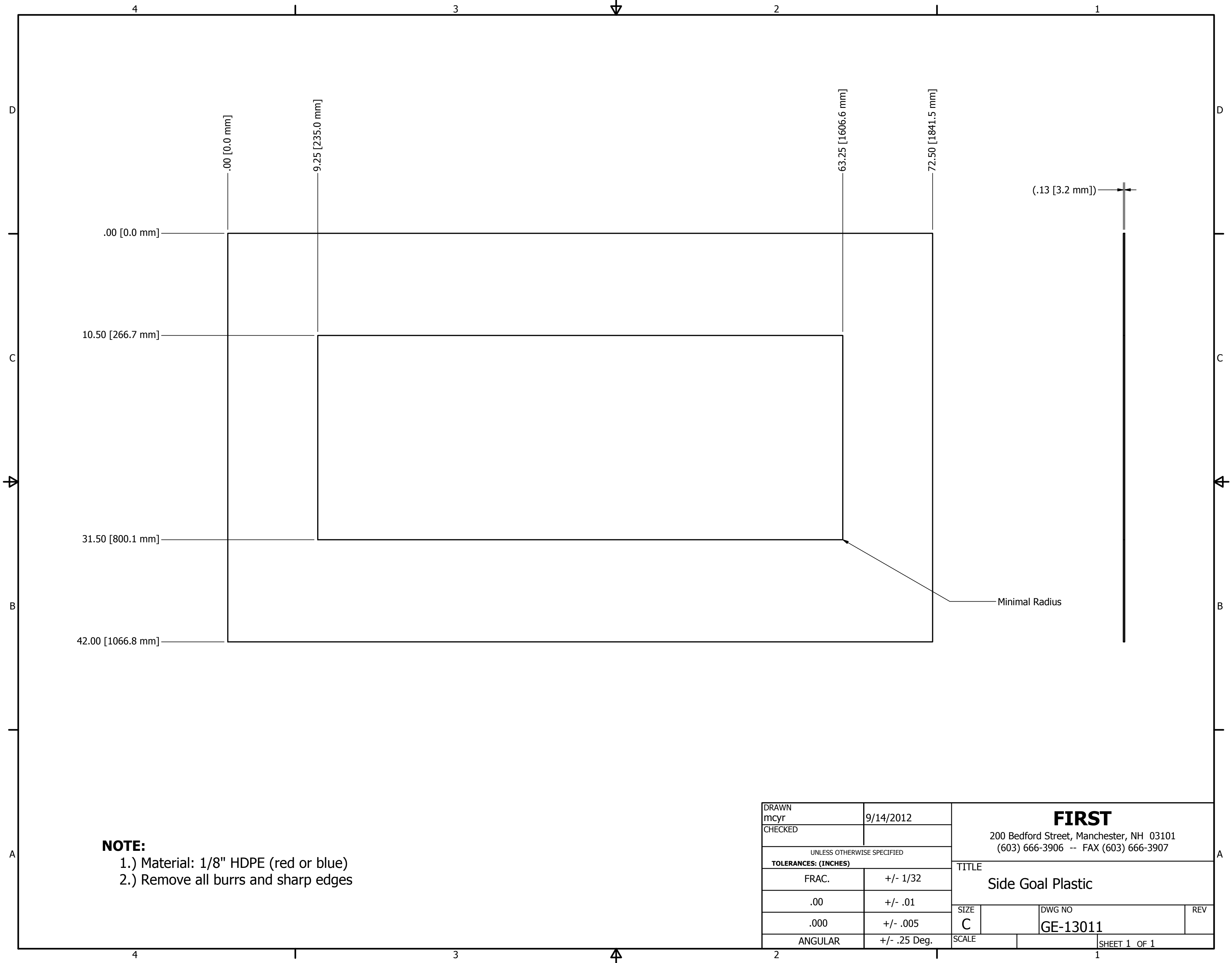


DRAWN mcy		12/12/2012		<div>FIRST</div> <div>200 Bedford Street, Manchester, NH 03101 (603) 666-3906 -- FAX (603) 666-3907</div>			
CHECKED							
UNLESS OTHERWISE SPECIFIED				<div>TITLE</div> <div>Clamping Angle</div>			
TOLERANCES: (INCHES)							
FRAC.		+/- 1/32					
.00		+/- .01					
.000		+/- .005		SIZE	DWG NO		REV
				A	FE-00105		
ANGULAR		+/- .25 Deg.		SCALE		SHEET 1 OF 1	



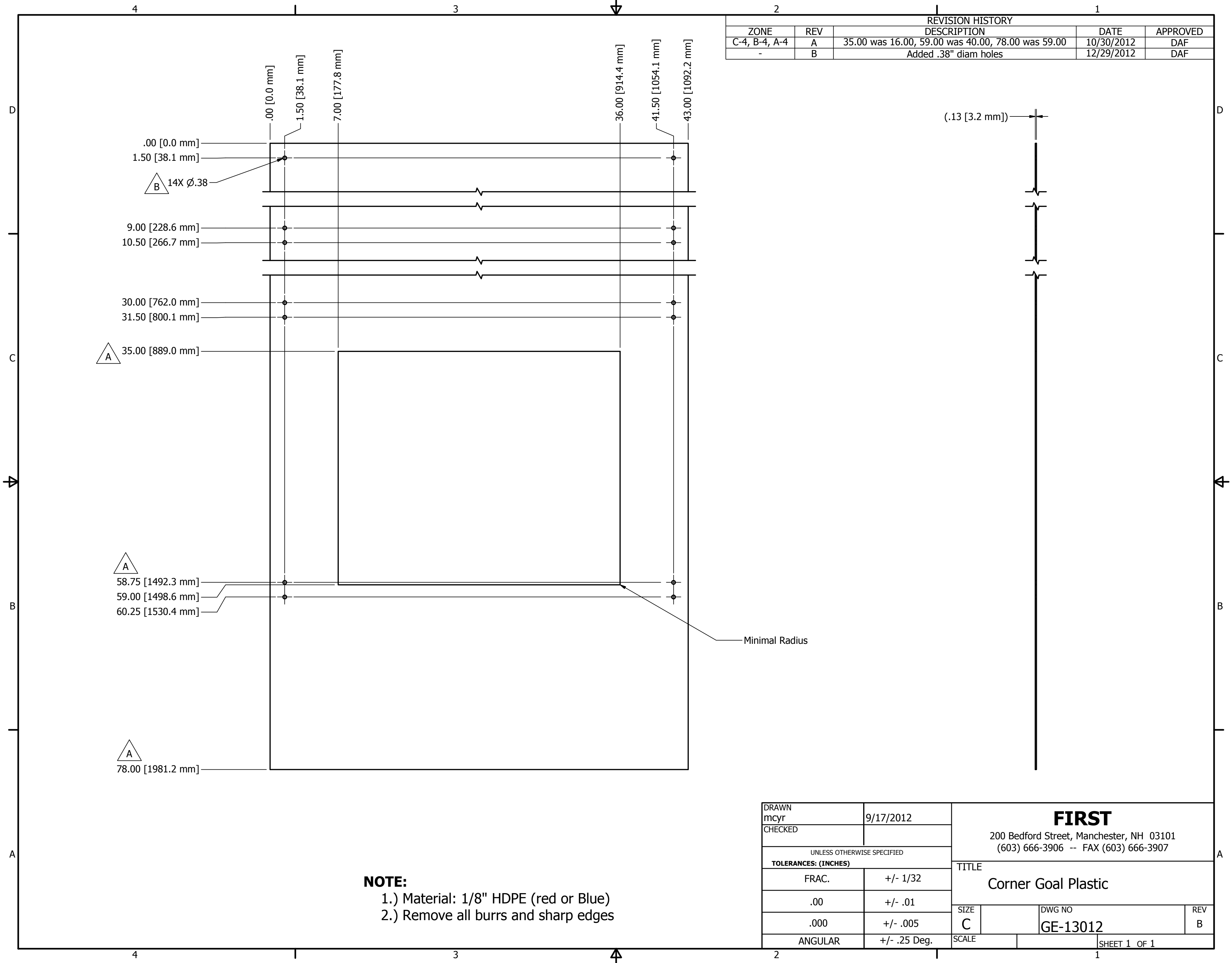






**NOTE:**  
1.) Material: 1/8" HDPE (red or blue)  
2.) Remove all burrs and sharp edges

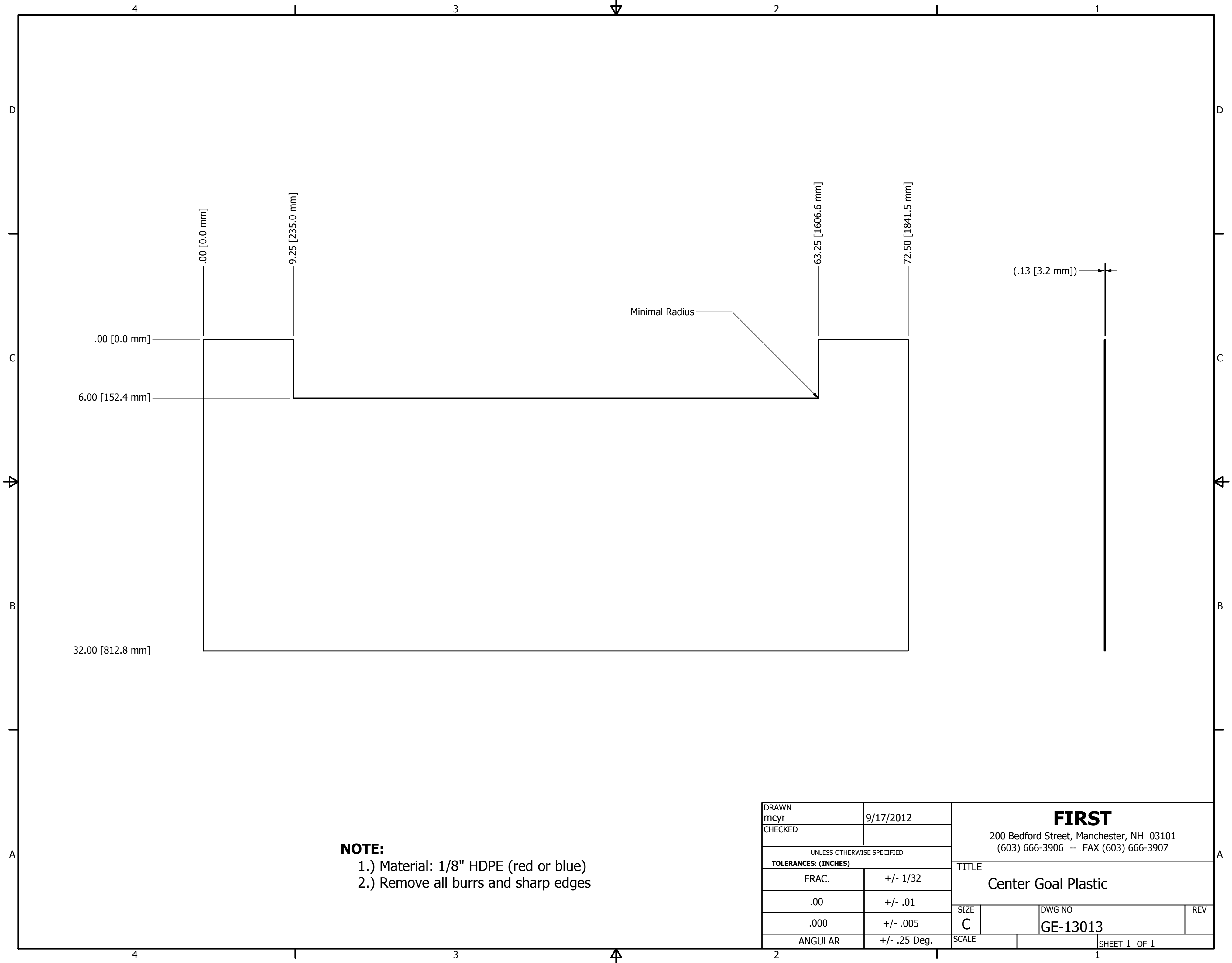
DRAWN mcyr	9/14/2012	<b>FIRST</b> 200 Bedford Street, Manchester, NH 03101 (603) 666-3906 -- FAX (603) 666-3907		
CHECKED				
UNLESS OTHERWISE SPECIFIED TOLERANCES: (INCHES)		TITLE Side Goal Plastic		
FRAC.	+/- 1/32	SIZE C	DWG NO GE-13011	REV
.00	+/- .01	SCALE	SHEET 1 OF 1	
.000	+/- .005			
ANGULAR	+/- .25 Deg.			

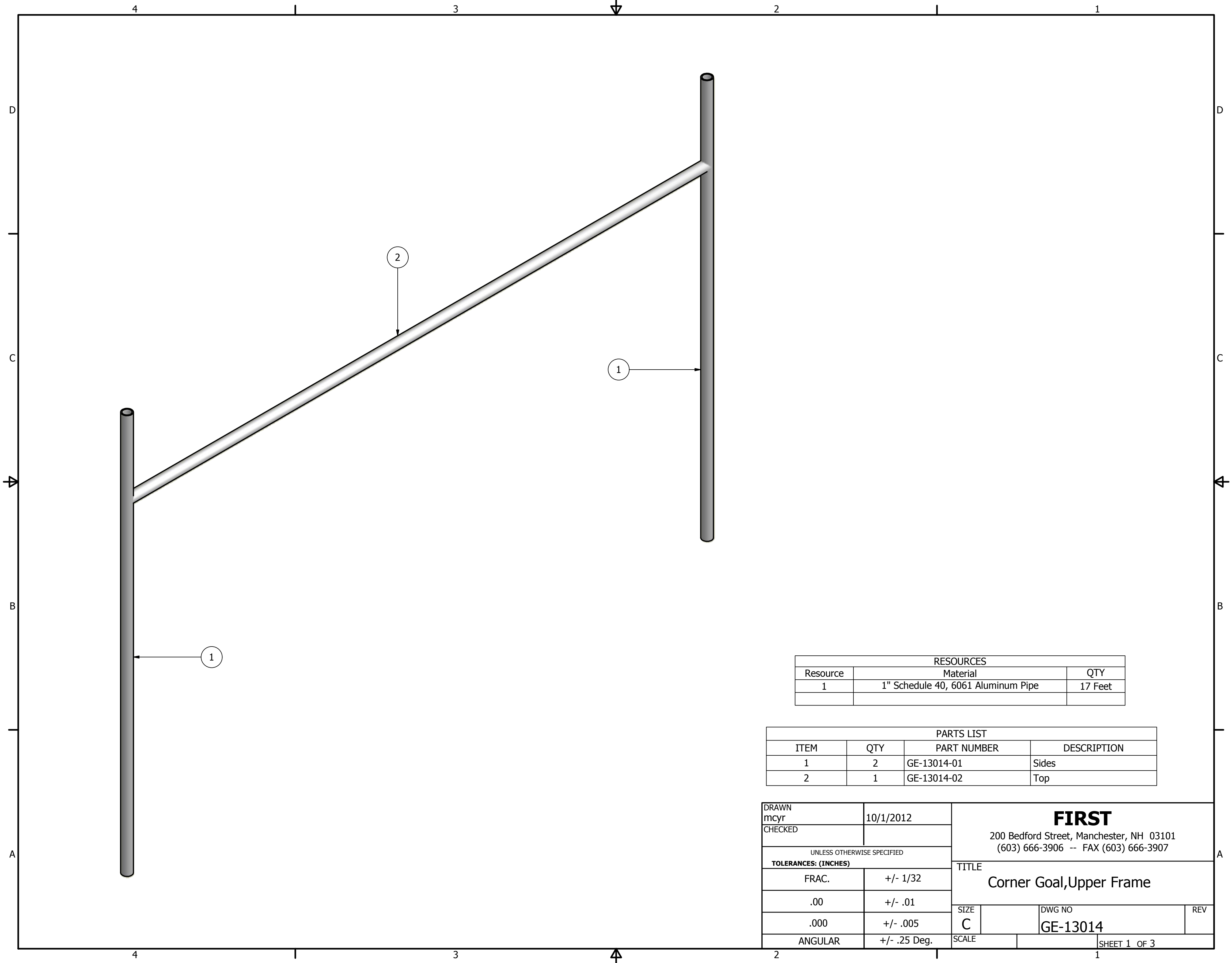


REVISION HISTORY				
ZONE	REV	DESCRIPTION	DATE	APPROVED
C-4, B-4, A-4	A	35.00 was 16.00, 59.00 was 40.00, 78.00 was 59.00	10/30/2012	DAF
-	B	Added .38" diam holes	12/29/2012	DAF

**NOTE:**  
1.) Material: 1/8" HDPE (red or Blue)  
2.) Remove all burrs and sharp edges

DRAWN mcy		9/17/2012		<div>FIRST</div> <div>200 Bedford Street, Manchester, NH 03101</div> <div>(603) 666-3906 -- FAX (603) 666-3907</div>			
CHECKED							
UNLESS OTHERWISE SPECIFIED				<div>TITLE</div> <div>Corner Goal Plastic</div> <div>SIZE<div>C</div></div> <div>DWG NO<div>GE-13012</div></div> <div>REV<div>B</div></div> <div>SCALE<div></div></div> <div>SHEET 1 OF 1</div>			
TOLERANCES: (INCHES)							
FRAC.		+/- 1/32					
.00		+/- .01					
.000		+/- .005					
ANGULAR		+/- .25 Deg.					

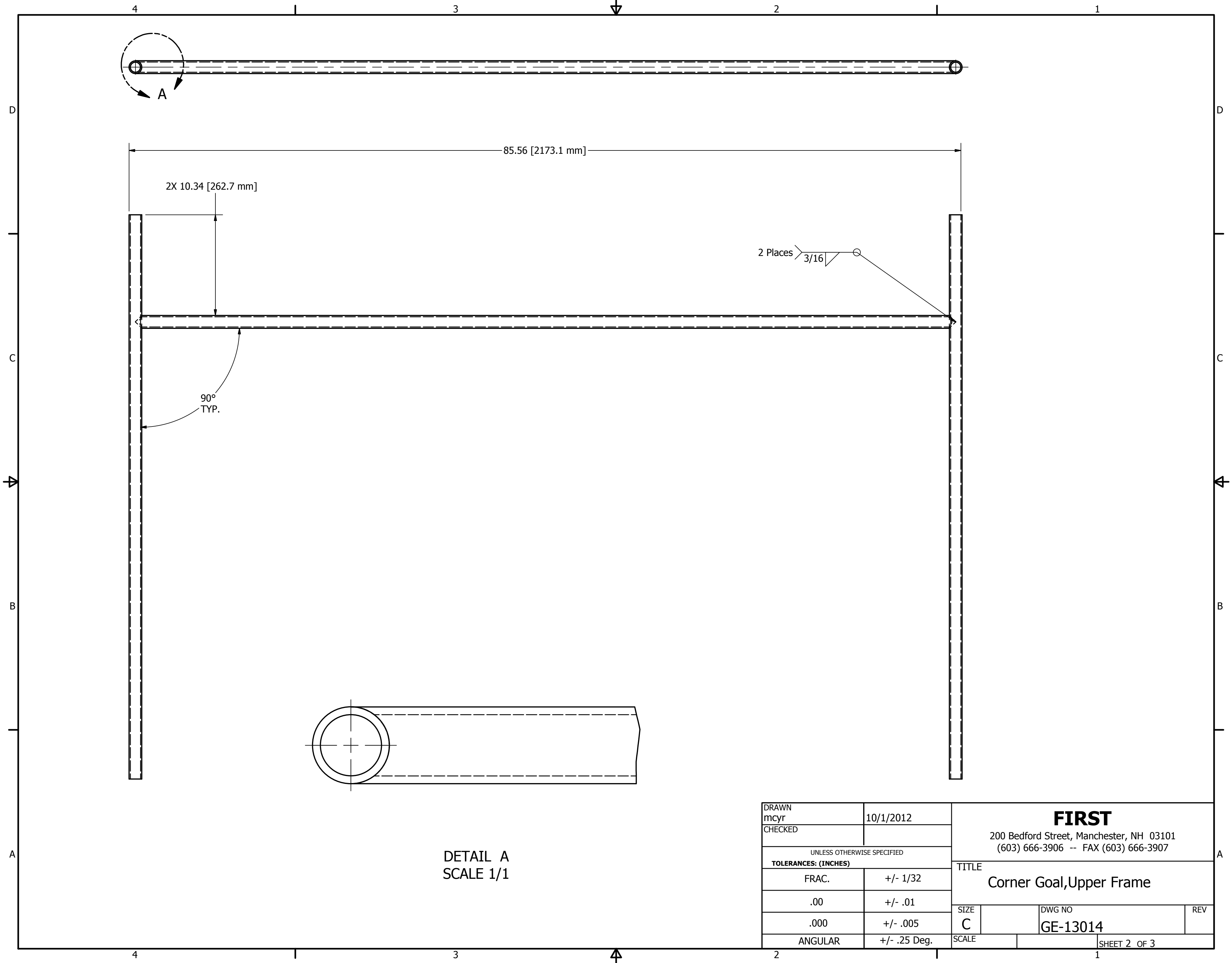




RESOURCES		
Resource	Material	QTY
1	1" Schedule 40, 6061 Aluminum Pipe	17 Feet

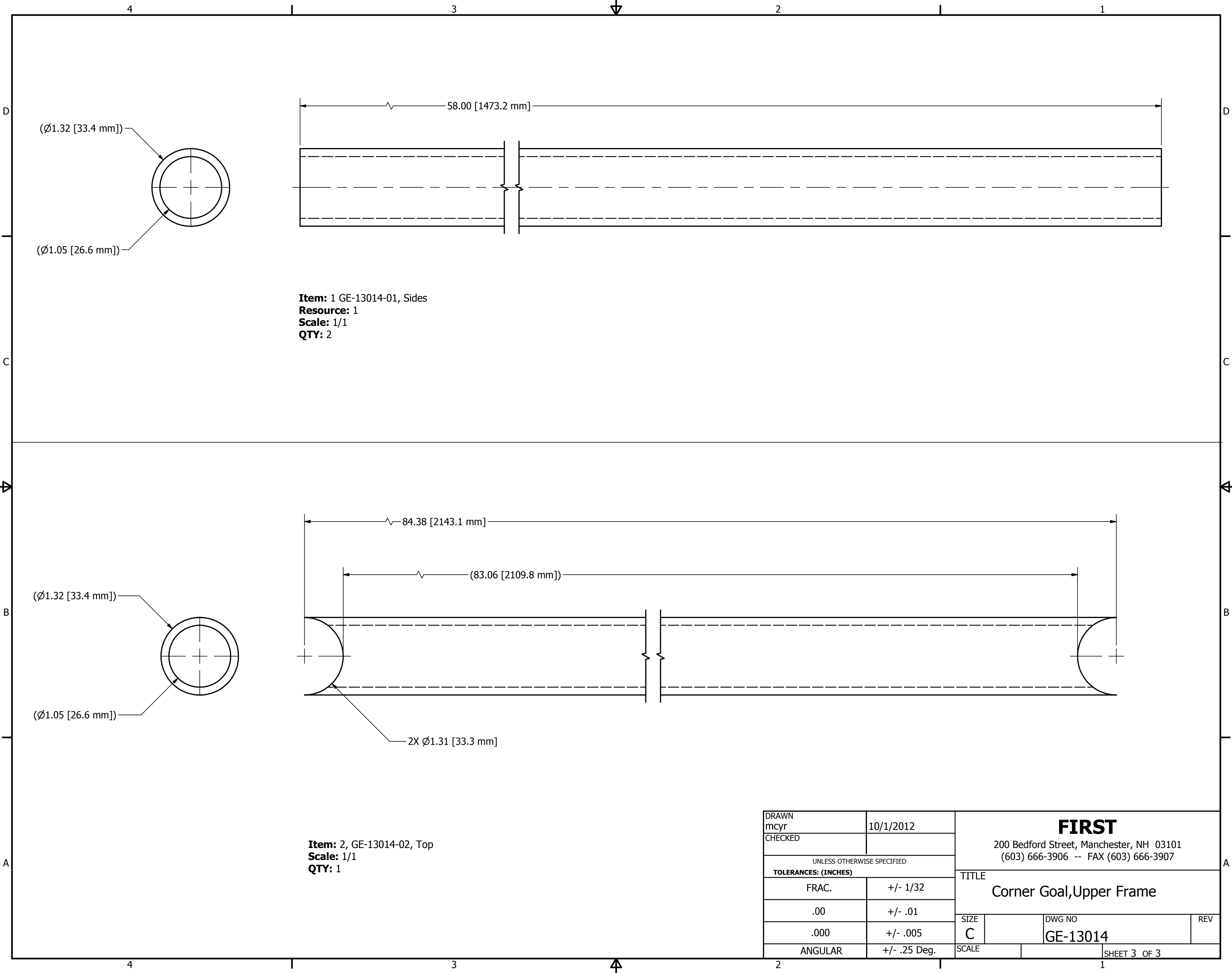
PARTS LIST			
ITEM	QTY	PART NUMBER	DESCRIPTION
1	2	GE-13014-01	Sides
2	1	GE-13014-02	Top

DRAWN mcy CHECKED		10/1/2012		<div>FIRST</div> <div>200 Bedford Street, Manchester, NH 03101 (603) 666-3906 -- FAX (603) 666-3907</div>			
UNLESS OTHERWISE SPECIFIED				<div>TITLE</div> <div>Corner Goal,Upper Frame</div>			
TOLERANCES: (INCHES)							
FRAC.		+/- 1/32					
.00		+/- .01					
.000		+/- .005		SIZE	DWG NO		REV
ANGULAR		+/- .25 Deg.		C	GE-13014		
				SCALE		SHEET 1 OF 3	



DETAIL A  
SCALE 1/1

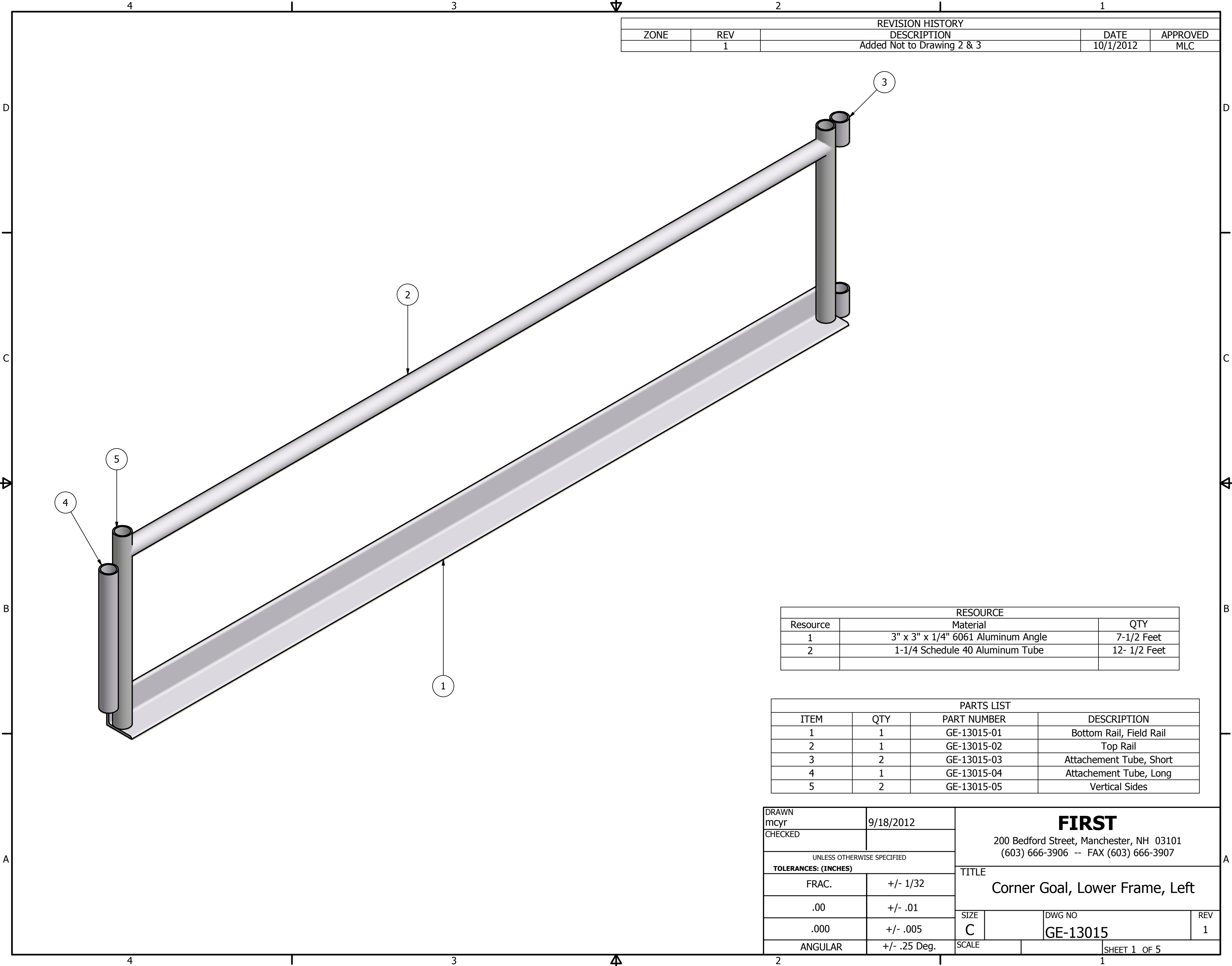
DRAWN mcyr		10/1/2012		<div><b>FIRST</b></div> <div>200 Bedford Street, Manchester, NH 03101 (603) 666-3906 -- FAX (603) 666-3907</div>			
CHECKED							
UNLESS OTHERWISE SPECIFIED				<div>TITLE</div> <div>Corner Goal,Upper Frame</div>			
TOLERANCES: (INCHES)							
FRAC.		+/- 1/32					
.00		+/- .01					
.000		+/- .005		SIZE	DWG NO		REV
ANGULAR		+/- .25 Deg.		C	GE-13014		
				SCALE		SHEET 2 OF 3	



**Item:** 1 GE-13014-01, Sides  
**Resource:** 1  
**Scale:** 1/1  
**QTY:** 2

**Item:** 2, GE-13014-02, Top  
**Scale:** 1/1  
**QTY:** 1

DRAWN mcyr CHECKED	10/1/2012	<b>FIRST</b> 200 Bedford Street, Manchester, NH 03101 (603) 666-3906 -- FAX (603) 666-3907		
UNLESS OTHERWISE SPECIFIED TOLERANCES: (INCHES)		TITLE Corner Goal, Upper Frame		
FRAC.	+/- 1/32	SIZE C	DWG NO GE-13014	REV
.00	+/- .01	SCALE		
.000	+/- .005			
ANGULAR	+/- .25 Deg.			
		SHEET 3 OF 3		



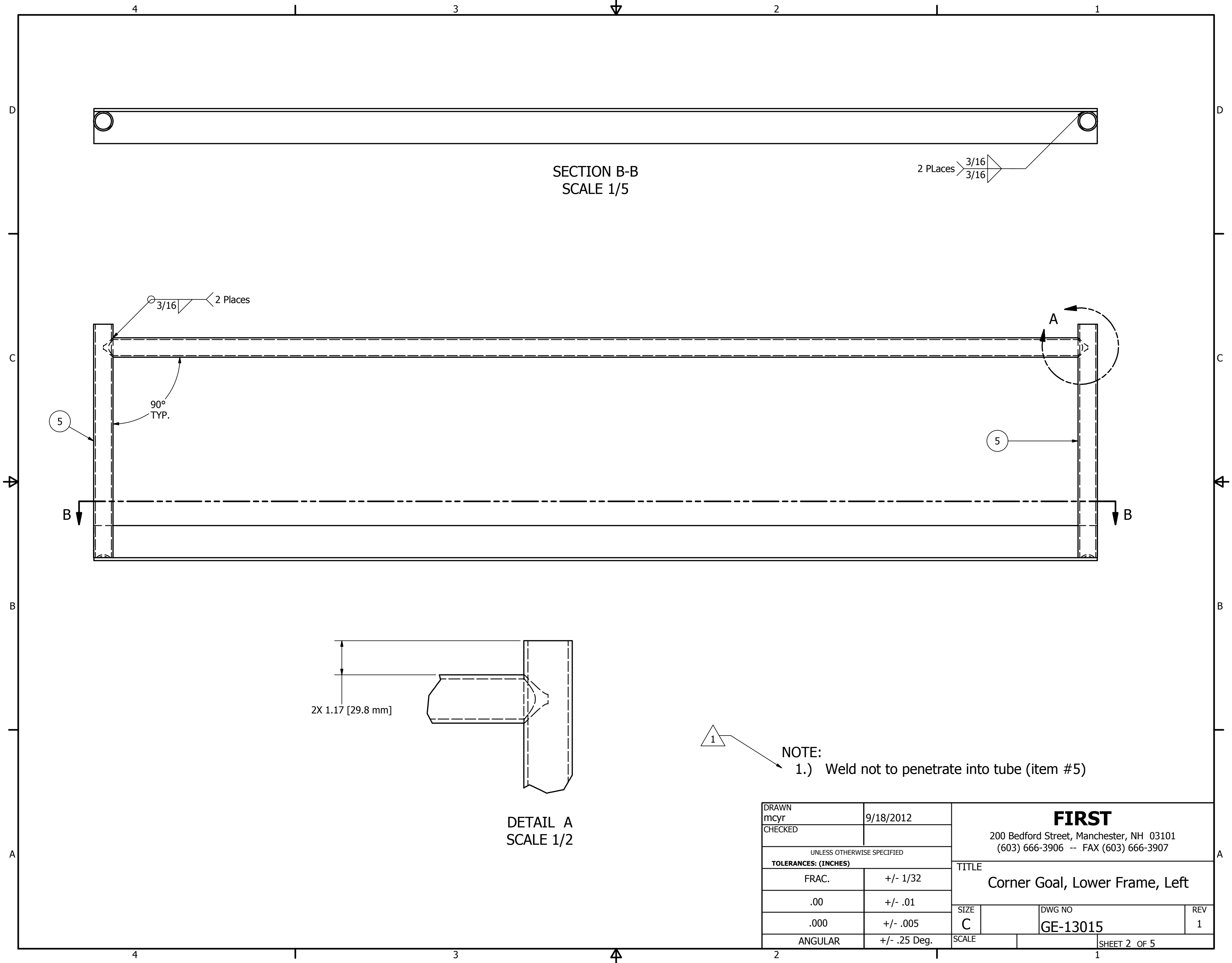
REVISION HISTORY				
ZONE	REV	DESCRIPTION	DATE	APPROVED
	1	Added Not to Drawing 2 & 3	10/1/2012	MLC

RESOURCE		
Resource	Material	QTY
1	3" x 3" x 1/4" 6061 Aluminum Angle	7-1/2 Feet
2	1-1/4 Schedule 40 Aluminum Tube	12- 1/2 Feet

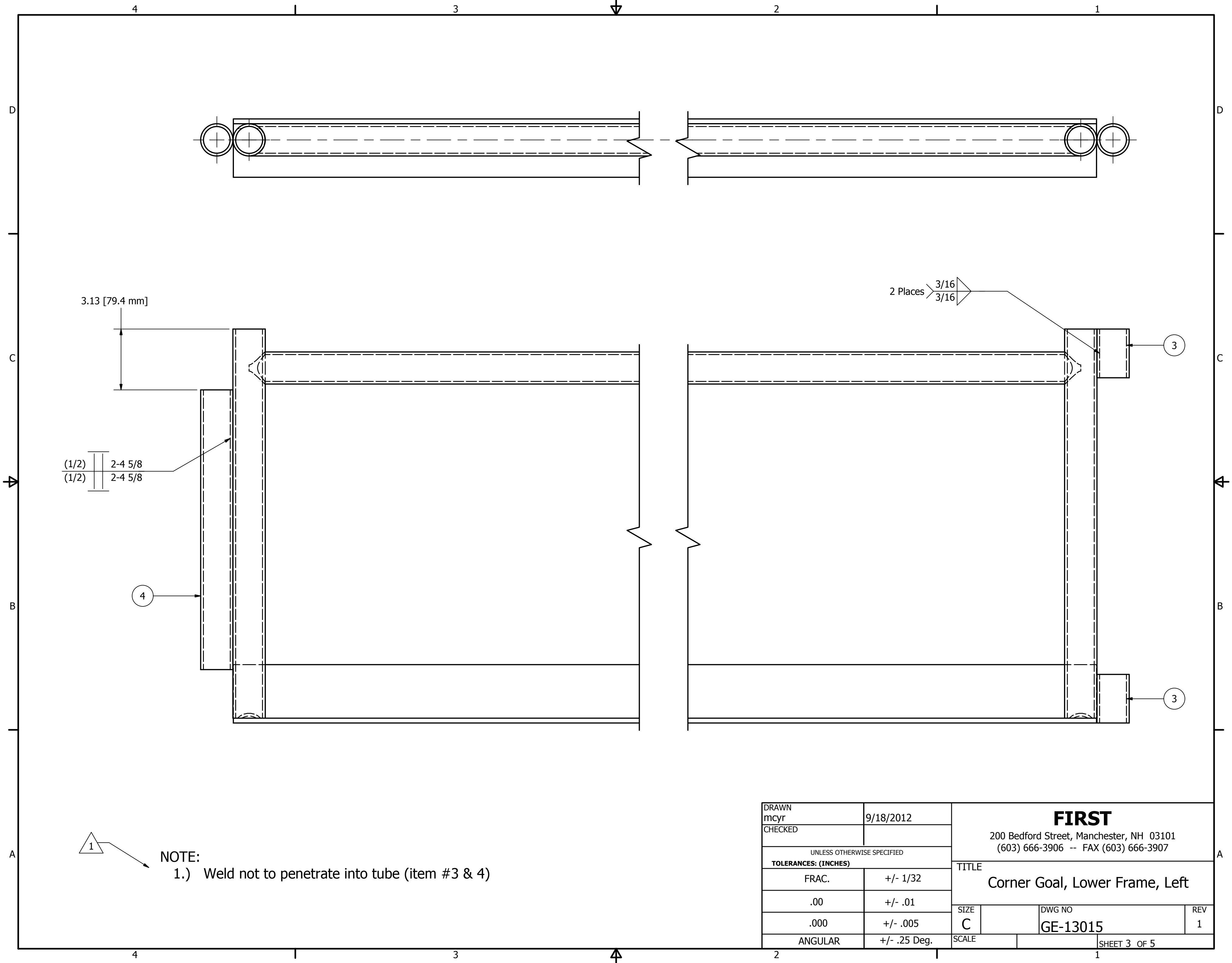
PARTS LIST			
ITEM	QTY	PART NUMBER	DESCRIPTION
1	1	GE-13015-01	Bottom Rail, Field Rail
2	1	GE-13015-02	Top Rail
3	2	GE-13015-03	Attachement Tube, Short
4	1	GE-13015-04	Attachement Tube, Long
5	2	GE-13015-05	Vertical Sides

DRAWN mcyrr		9/18/2012		<div>FIRST</div> <div>200 Bedford Street, Manchester, NH 03101 (603) 666-3906 -- FAX (603) 666-3907</div>			
CHECKED							
UNLESS OTHERWISE SPECIFIED				<div>TITLE</div> <div>Corner Goal, Lower Frame, Left</div>			
TOLERANCES: (INCHES)							
FRAC.		+/- 1/32					
.00		+/- .01					
.000		+/- .005					
ANGULAR		+/- .25 Deg.		SIZE		DWG NO	REV
				C		GE-13015	1
				SCALE			SHEET 1 OF 5



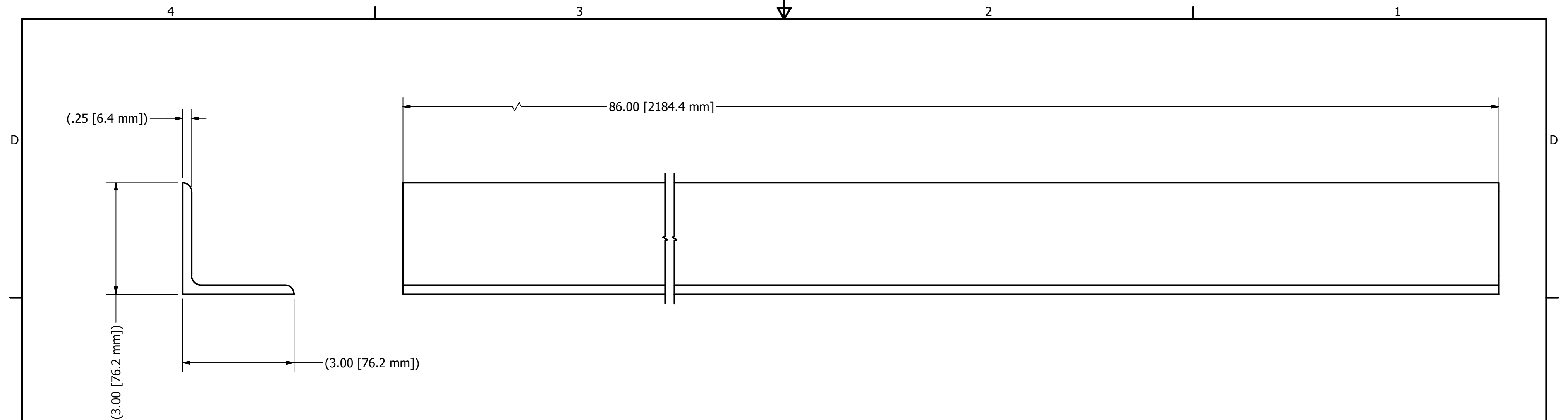


DRAWN mcy CHECKED	9/18/2012	<div><b>FIRST</b></div> <div>200 Bedford Street, Manchester, NH 03101 (603) 666-3906 -- FAX (603) 666-3907</div>			
UNLESS OTHERWISE SPECIFIED <b>TOLERANCES: (INCHES)</b>					
FRAC.	+/- 1/32	TITLE  Corner Goal, Lower Frame, Left			
.00	+/- .01				
.000	+/- .005	SIZE C	DWG NO GE-13015		REV 1
ANGULAR	+/- .25 Deg.	SCALE		SHEET 2 OF 5	

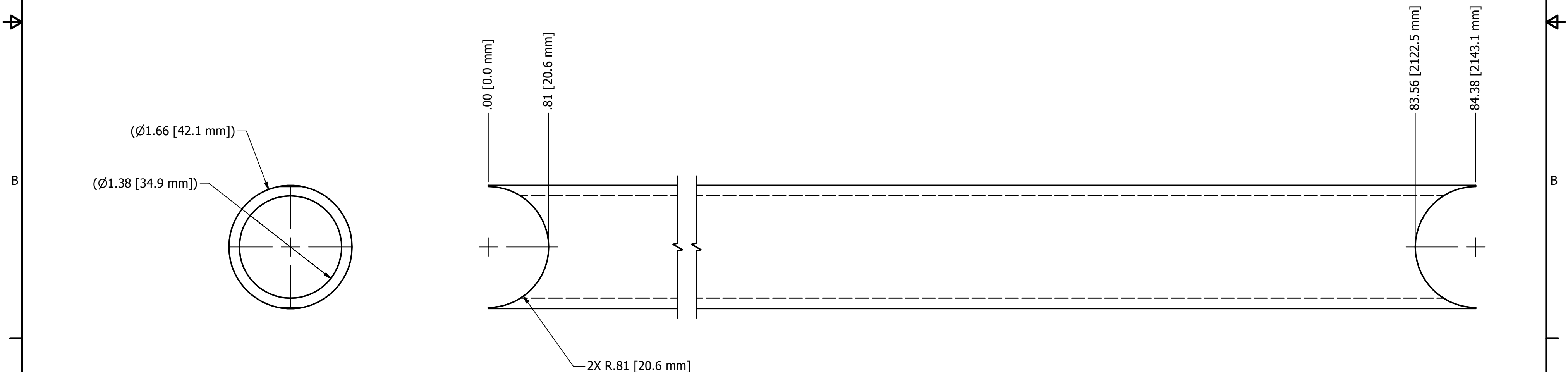


NOTE:  
1.) Weld not to penetrate into tube (item #3 & 4)

DRAWN mcyr		9/18/2012		<div>FIRST</div> <div>200 Bedford Street, Manchester, NH 03101 (603) 666-3906 -- FAX (603) 666-3907</div>			
CHECKED							
UNLESS OTHERWISE SPECIFIED				<div>TITLE</div> <div>Corner Goal, Lower Frame, Left</div>			
TOLERANCES: (INCHES)							
FRAC.		+/- 1/32					
.00		+/- .01					
.000		+/- .005					
ANGULAR		+/- .25 Deg.		SIZE		DWG NO	REV
				C		GE-13015	1
				SCALE		SHEET 3 OF 5	

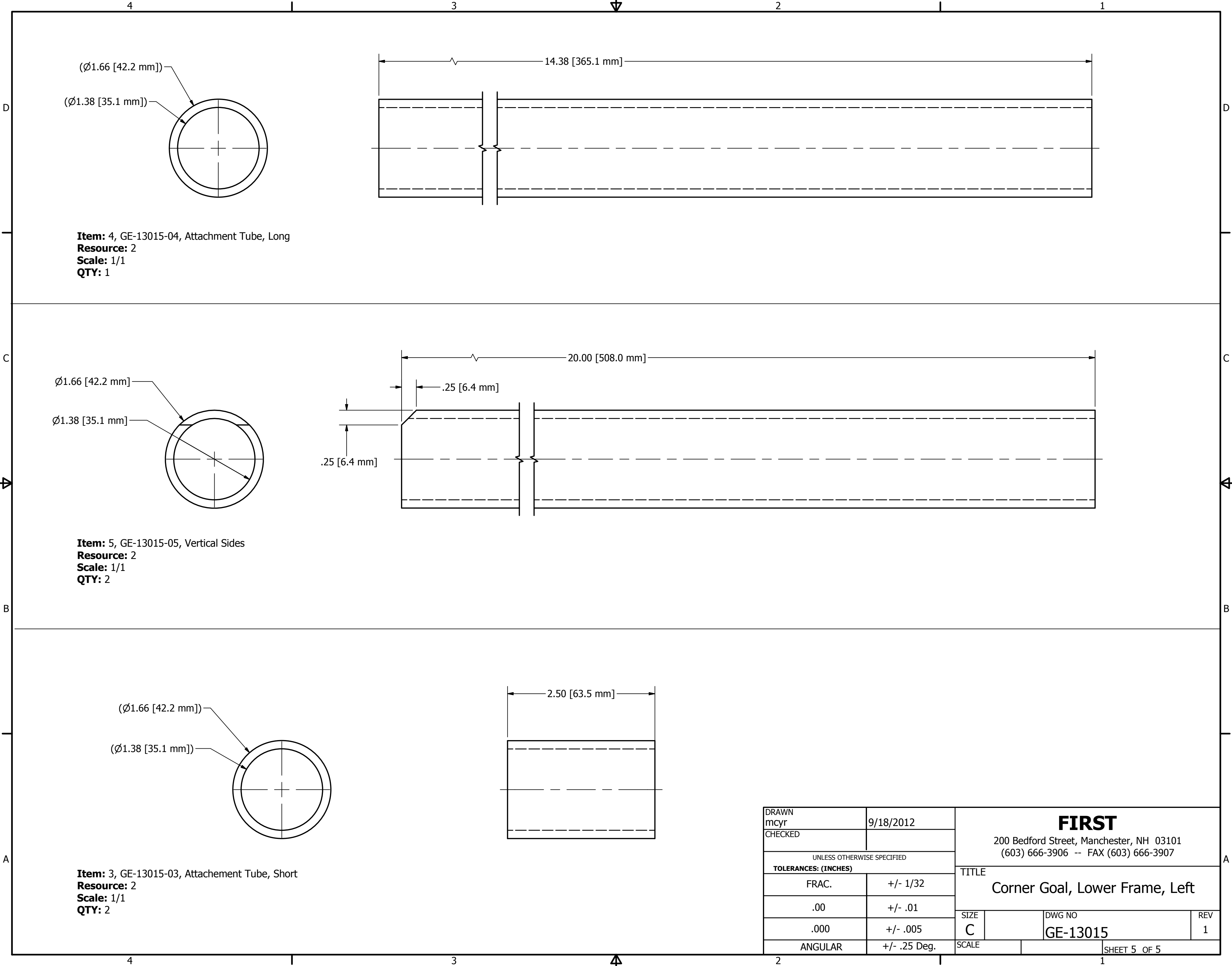


**Item:** 1, GE-13015-01, Bottom Rail, Field Rail  
**Resource:** 1  
**Scale:** 1/2  
**QTY:** 1

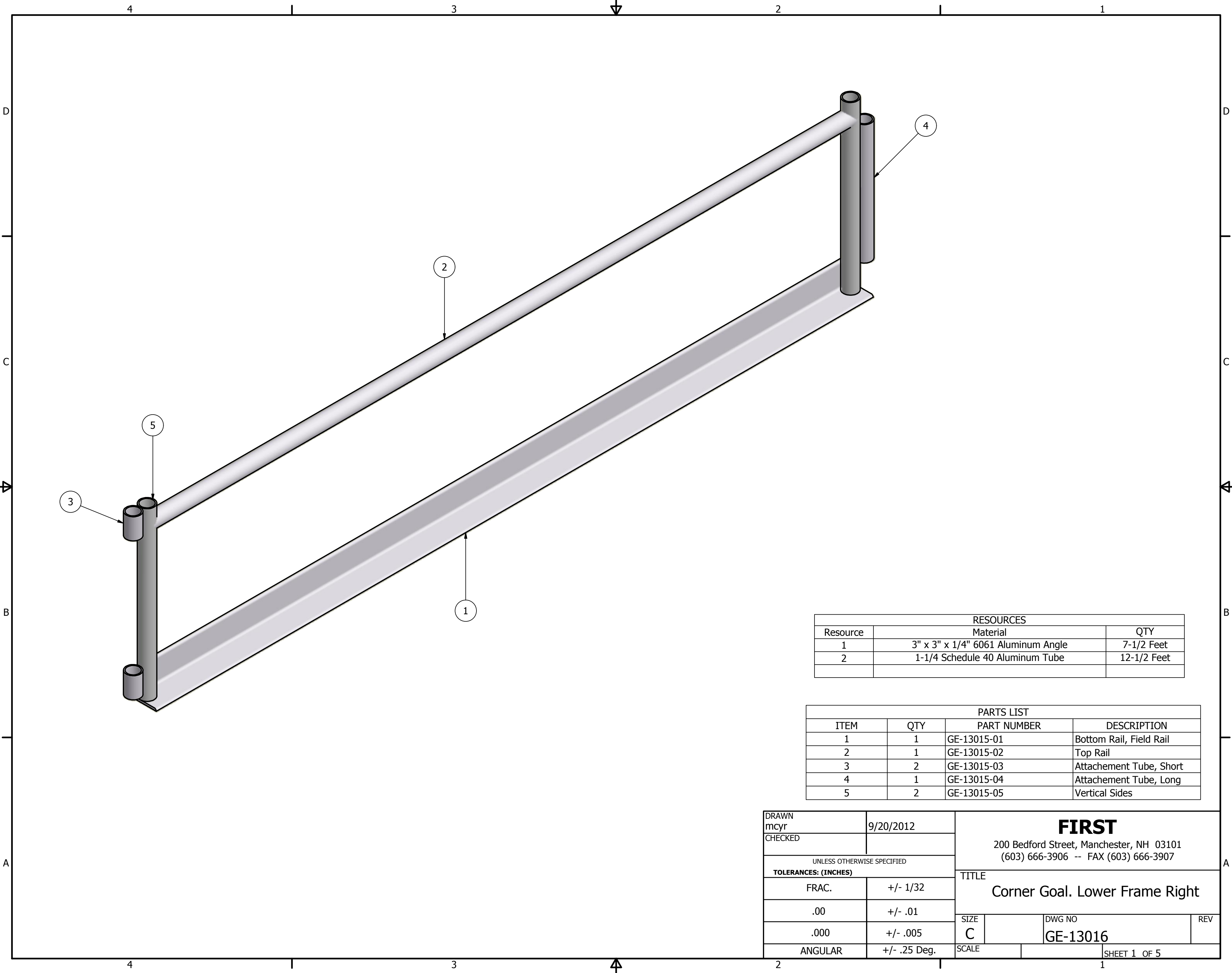


**Item:** 2, GE-13015-02, Top Rail  
**Resource:** 2  
**Scale:** 1/1  
**QTY:** 1

DRAWN mcy		9/18/2012		<div style="text-align: center;"> <h1>FIRST</h1> <p>200 Bedford Street, Manchester, NH 03101 (603) 666-3906 -- FAX (603) 666-3907</p> </div>			
CHECKED							
UNLESS OTHERWISE SPECIFIED <b>TOLERANCES: (INCHES)</b>							
FRAC.		+/- 1/32		TITLE <div style="text-align: center;"> <h2>Corner Goal, Lower Frame, Left</h2> </div>			
.00		+/- .01					
.000		+/- .005					
ANGULAR		+/- .25 Deg.		SIZE <b>C</b>		DWG NO <b>GE-13015</b>	REV <b>1</b>
				SCALE		SHEET 4 OF 5	



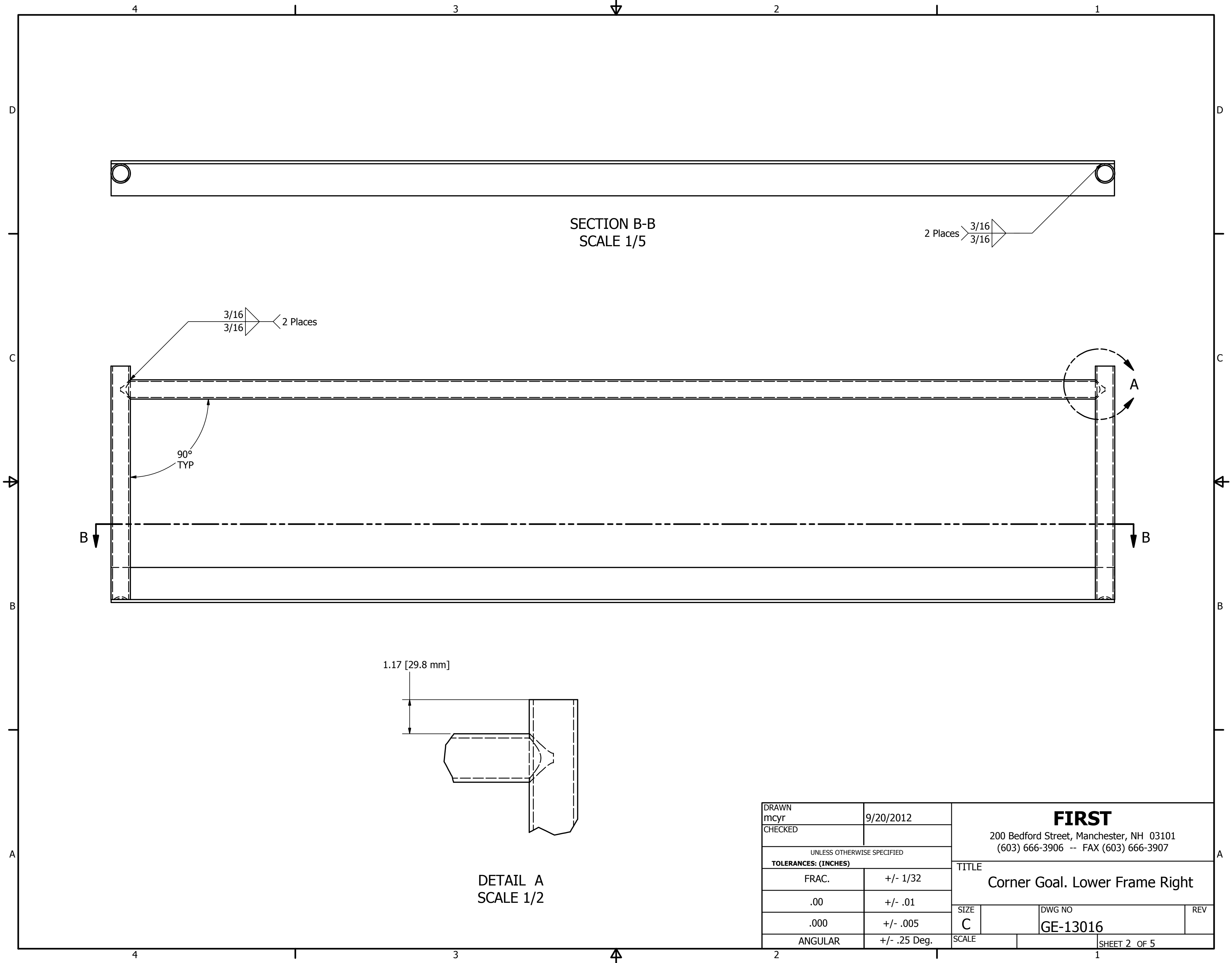
DRAWN mcy CHECKED		9/18/2012		<div><b>FIRST</b></div> <div>200 Bedford Street, Manchester, NH 03101 (603) 666-3906 -- FAX (603) 666-3907</div>			
UNLESS OTHERWISE SPECIFIED				<div>TITLE</div> <div>Corner Goal, Lower Frame, Left</div>			
TOLERANCES: (INCHES)							
FRAC.		+/- 1/32					
.00		+/- .01					
.000		+/- .005					
ANGULAR		+/- .25 Deg.		SIZE		DWG NO	REV
				C		GE-13015	1
				SCALE		SHEET 5 OF 5	



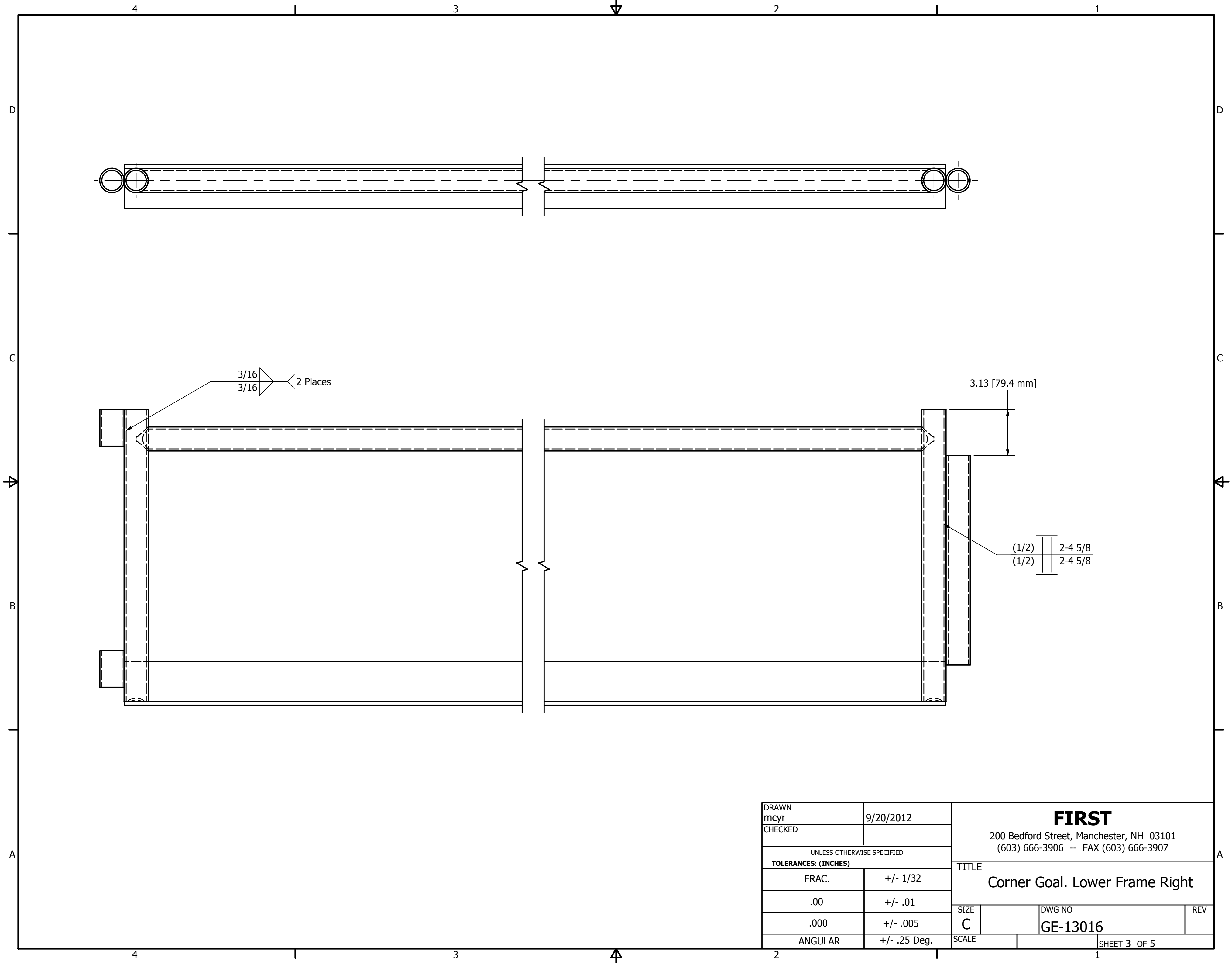
RESOURCES		
Resource	Material	QTY
1	3" x 3" x 1/4" 6061 Aluminum Angle	7-1/2 Feet
2	1-1/4 Schedule 40 Aluminum Tube	12-1/2 Feet

PARTS LIST			
ITEM	QTY	PART NUMBER	DESCRIPTION
1	1	GE-13015-01	Bottom Rail, Field Rail
2	1	GE-13015-02	Top Rail
3	2	GE-13015-03	Attachement Tube, Short
4	1	GE-13015-04	Attachement Tube, Long
5	2	GE-13015-05	Vertical Sides

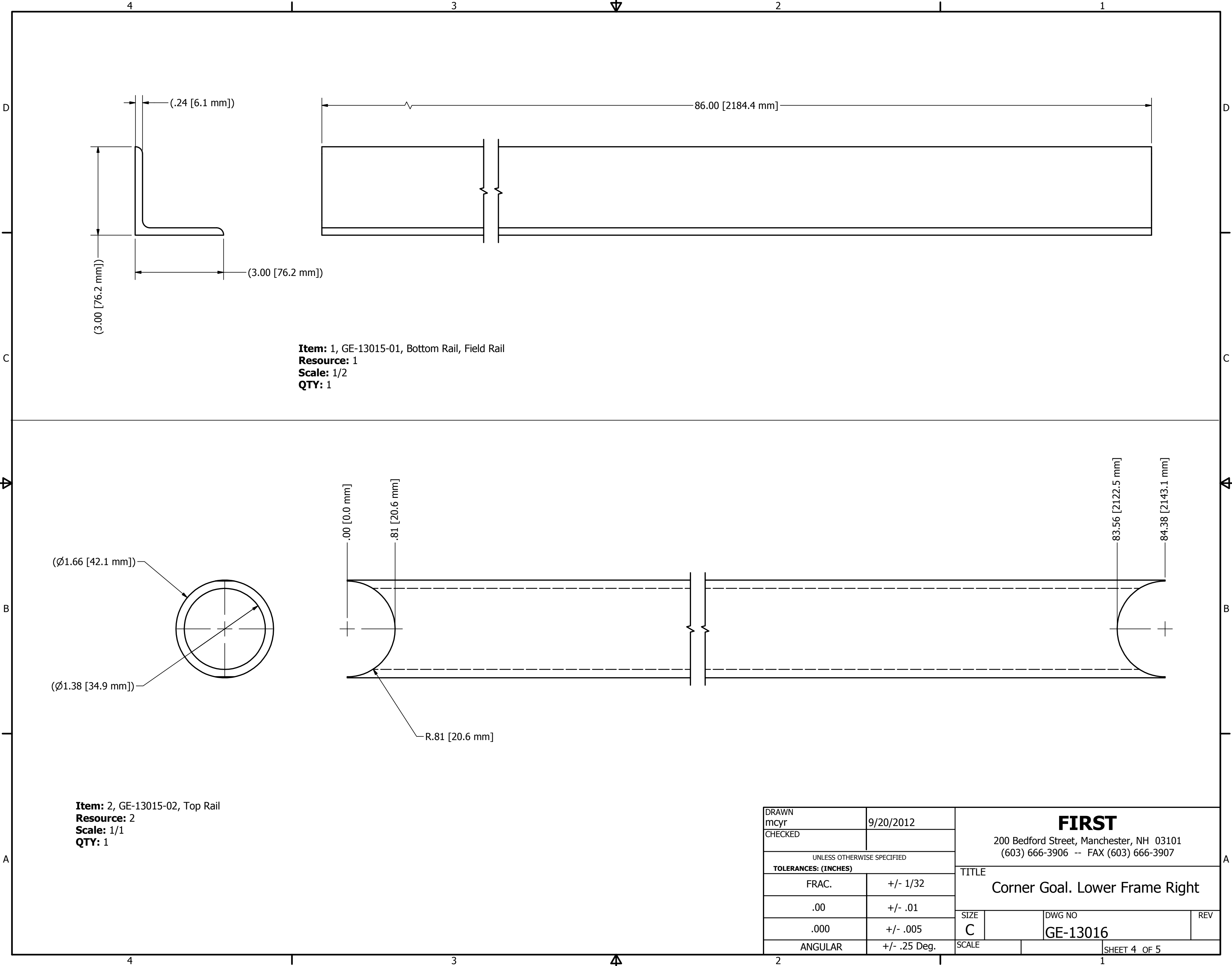
DRAWN mcy CHECKED		9/20/2012		<div><b>FIRST</b></div> <div>200 Bedford Street, Manchester, NH 03101 (603) 666-3906 -- FAX (603) 666-3907</div>			
UNLESS OTHERWISE SPECIFIED				<div>TITLE</div> <div>Corner Goal. Lower Frame Right</div>			
TOLERANCES: (INCHES)							
FRAC.		+/- 1/32					
.00		+/- .01					
.000		+/- .005					
ANGULAR		+/- .25 Deg.		SIZE		DWG NO	REV
				C		GE-13016	
				SCALE		SHEET 1 OF 5	



DRAWN mcyr CHECKED	9/20/2012	<b>FIRST</b> 200 Bedford Street, Manchester, NH 03101 (603) 666-3906 -- FAX (603) 666-3907		
UNLESS OTHERWISE SPECIFIED TOLERANCES: (INCHES)		TITLE Corner Goal. Lower Frame Right		
FRAC.	+/- 1/32	SIZE C	DWG NO GE-13016	REV
.00	+/- .01	SCALE	SHEET 2 OF 5	
.000	+/- .005			
ANGULAR	+/- .25 Deg.			

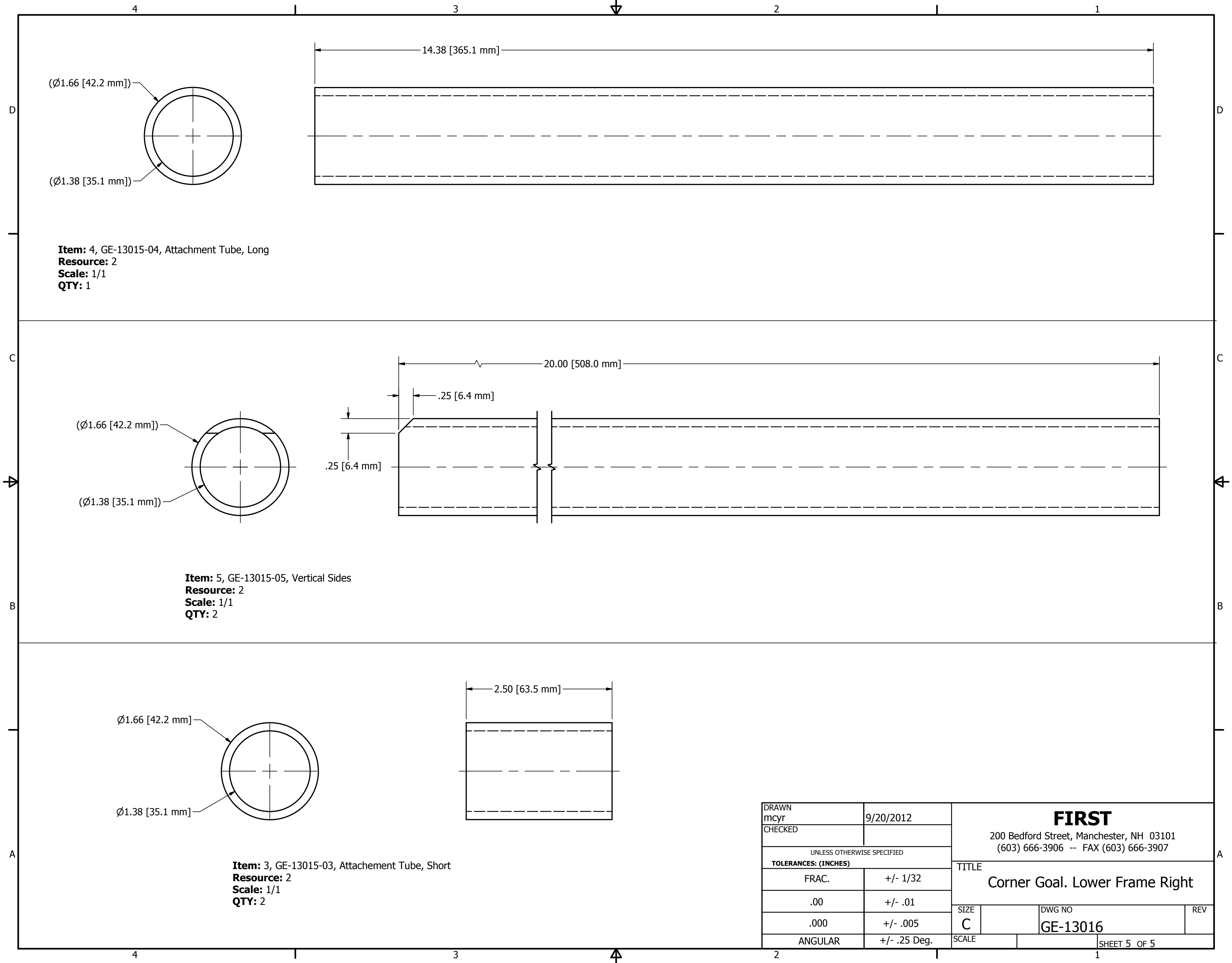


DRAWN mcyr		9/20/2012		<div>FIRST</div> <div>200 Bedford Street, Manchester, NH 03101 (603) 666-3906 -- FAX (603) 666-3907</div>			
CHECKED							
UNLESS OTHERWISE SPECIFIED TOLERANCES: (INCHES)				<div>TITLE</div> <div>Corner Goal. Lower Frame Right</div>			
FRAC.		+/- 1/32					
.00		+/- .01					
.000		+/- .005					
ANGULAR		+/- .25 Deg.		SIZE		DWG NO	REV
				C		GE-13016	
				SCALE			SHEET 3 OF 5

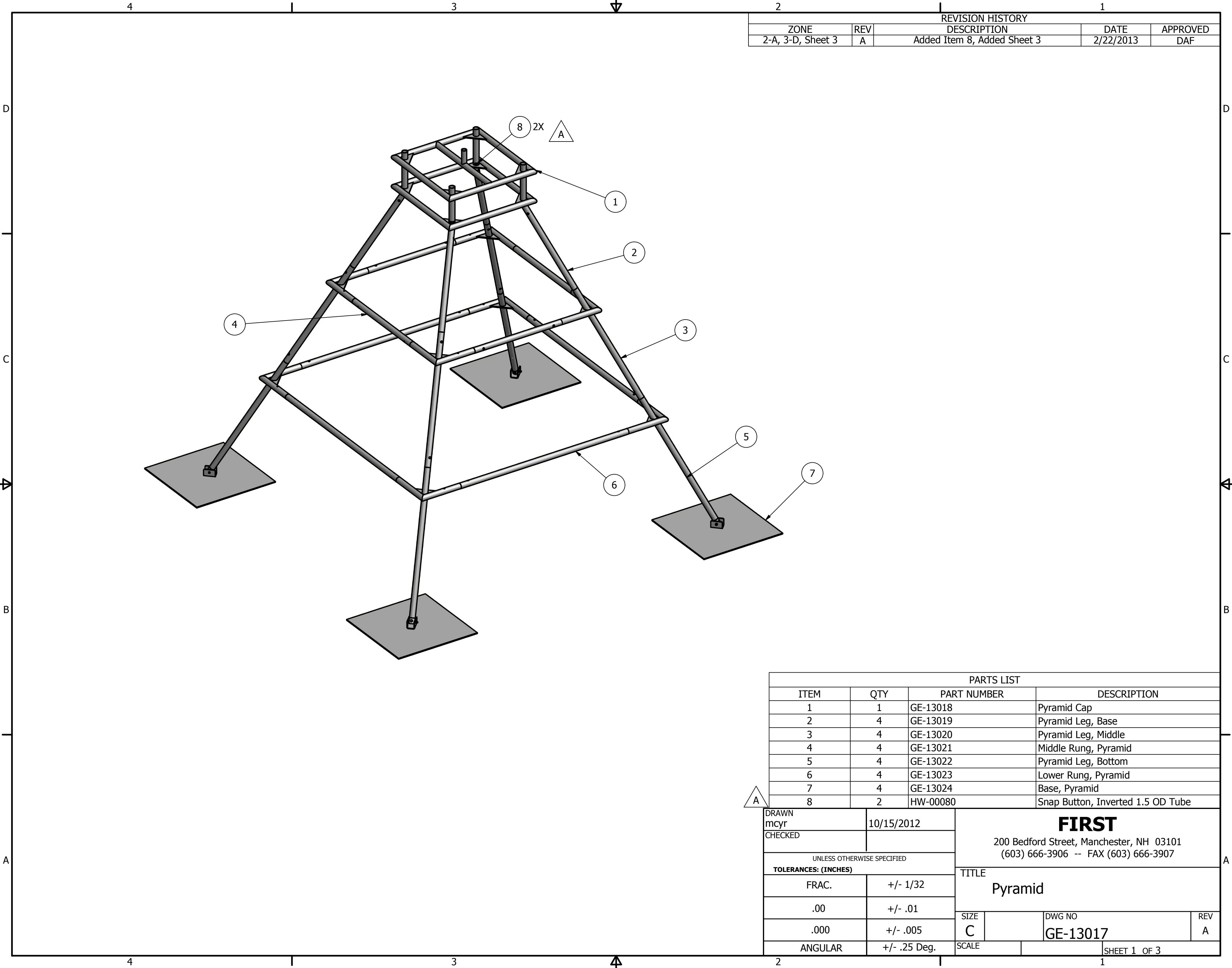


DRAWN mcy r	9/20/2012	<div>FIRST</div> <div>200 Bedford Street, Manchester, NH 03101 (603) 666-3906 -- FAX (603) 666-3907</div>			
CHECKED					
UNLESS OTHERWISE SPECIFIED TOLERANCES: (INCHES)		TITLE <div>Corner Goal. Lower Frame Right</div>			
FRAC.	+/- 1/32				
.00	+/- .01	SIZE C			
.000	+/- .005				
ANGULAR	+/- .25 Deg.	SCALE		SHEET 4 OF 5	
				DWG NO GE-13016	
				REV	





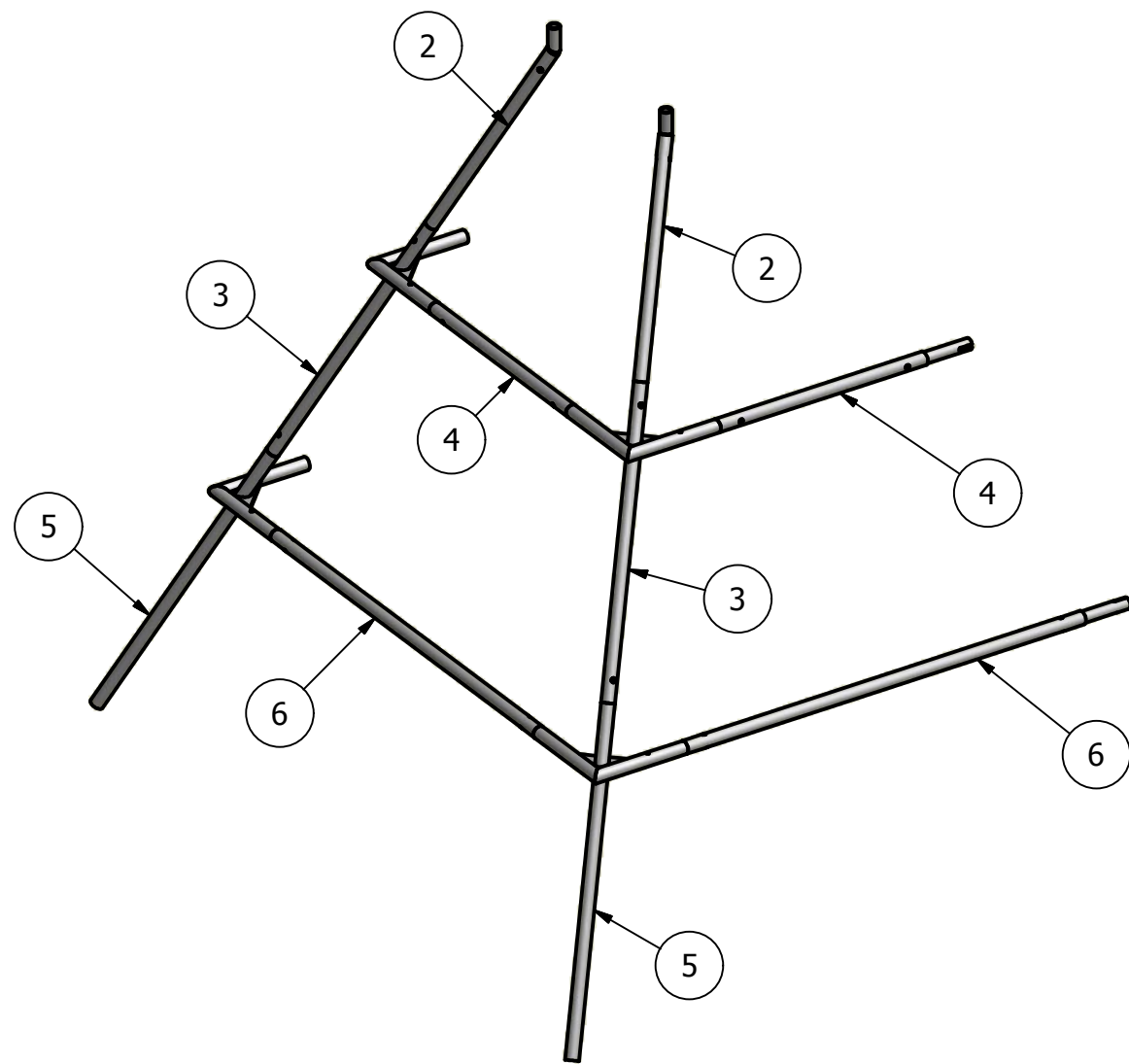
DRAWN mcyr CHECKED	9/20/2012	<b>FIRST</b> 200 Bedford Street, Manchester, NH 03101 (603) 666-3906 -- FAX (603) 666-3907		
UNLESS OTHERWISE SPECIFIED TOLERANCES: (INCHES)		TITLE Corner Goal. Lower Frame Right		
FRAC.	+/- 1/32			
.00	+/- .01	SIZE C	DWG NO GE-13016	REV
.000	+/- .005	SCALE		
ANGULAR	+/- .25 Deg.			SHEET 5 OF 5



REVISION HISTORY			
ZONE	REV	DESCRIPTION	DATE
2-A, 3-D, Sheet 3	A	Added Item 8, Added Sheet 3	2/22/2013
			APPROVED
			DAF

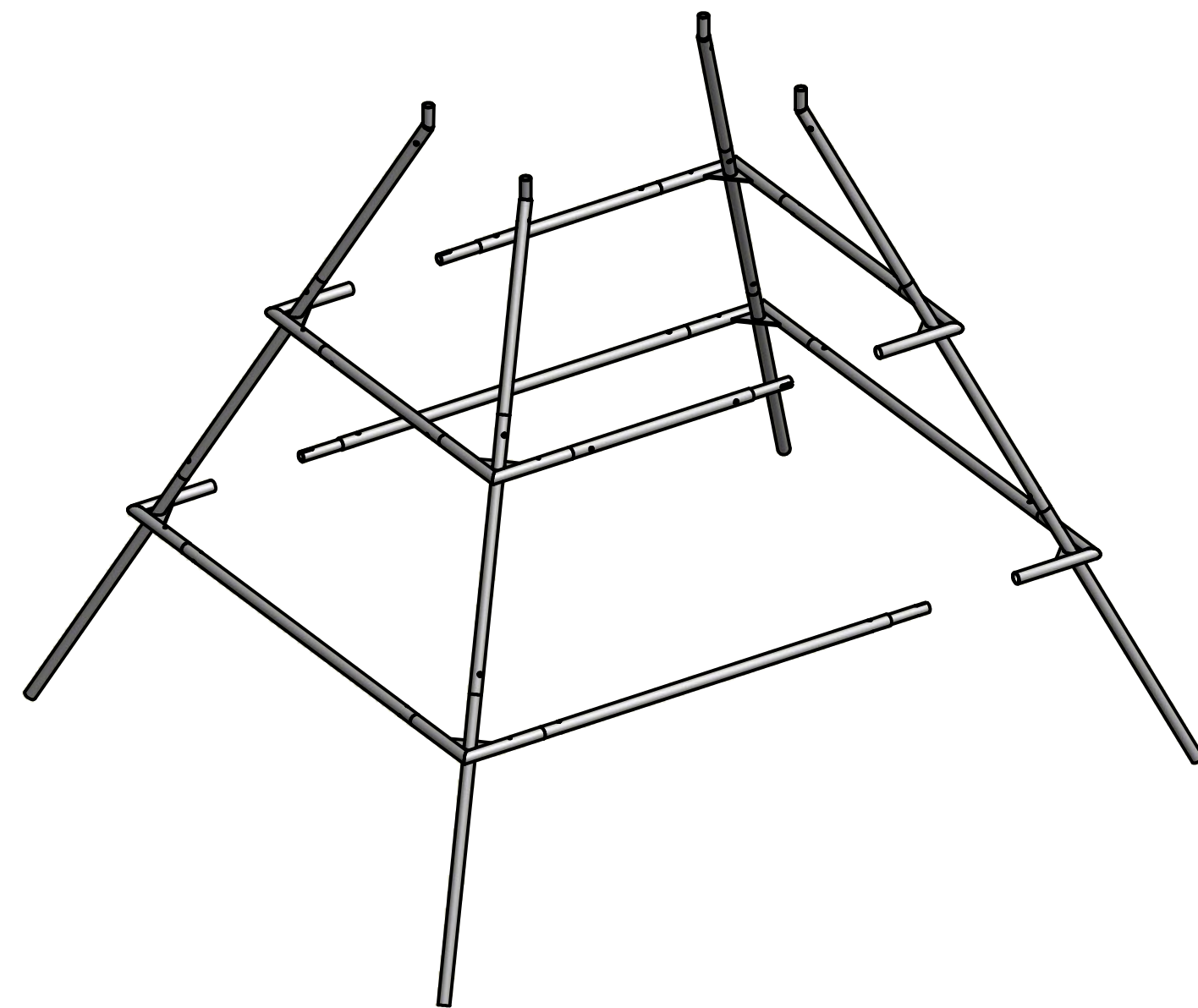
PARTS LIST			
ITEM	QTY	PART NUMBER	DESCRIPTION
1	1	GE-13018	Pyramid Cap
2	4	GE-13019	Pyramid Leg, Base
3	4	GE-13020	Pyramid Leg, Middle
4	4	GE-13021	Middle Rung, Pyramid
5	4	GE-13022	Pyramid Leg, Bottom
6	4	GE-13023	Lower Rung, Pyramid
7	4	GE-13024	Base, Pyramid
8	2	HW-00080	Snap Button, Inverted 1.5 OD Tube

DRAWN mcyr		10/15/2012		<div>FIRST</div> <div>200 Bedford Street, Manchester, NH 03101 (603) 666-3906 -- FAX (603) 666-3907</div>			
CHECKED							
UNLESS OTHERWISE SPECIFIED				<div>TITLE</div> <div>Pyramid</div>			
TOLERANCES: (INCHES)							
FRAC.		+/- 1/32					
.00		+/- .01					
.000		+/- .005		SIZE	DWG NO		REV
ANGULAR		+/- .25 Deg.		C	GE-13017		A
				SCALE		SHEET 1 OF 3	



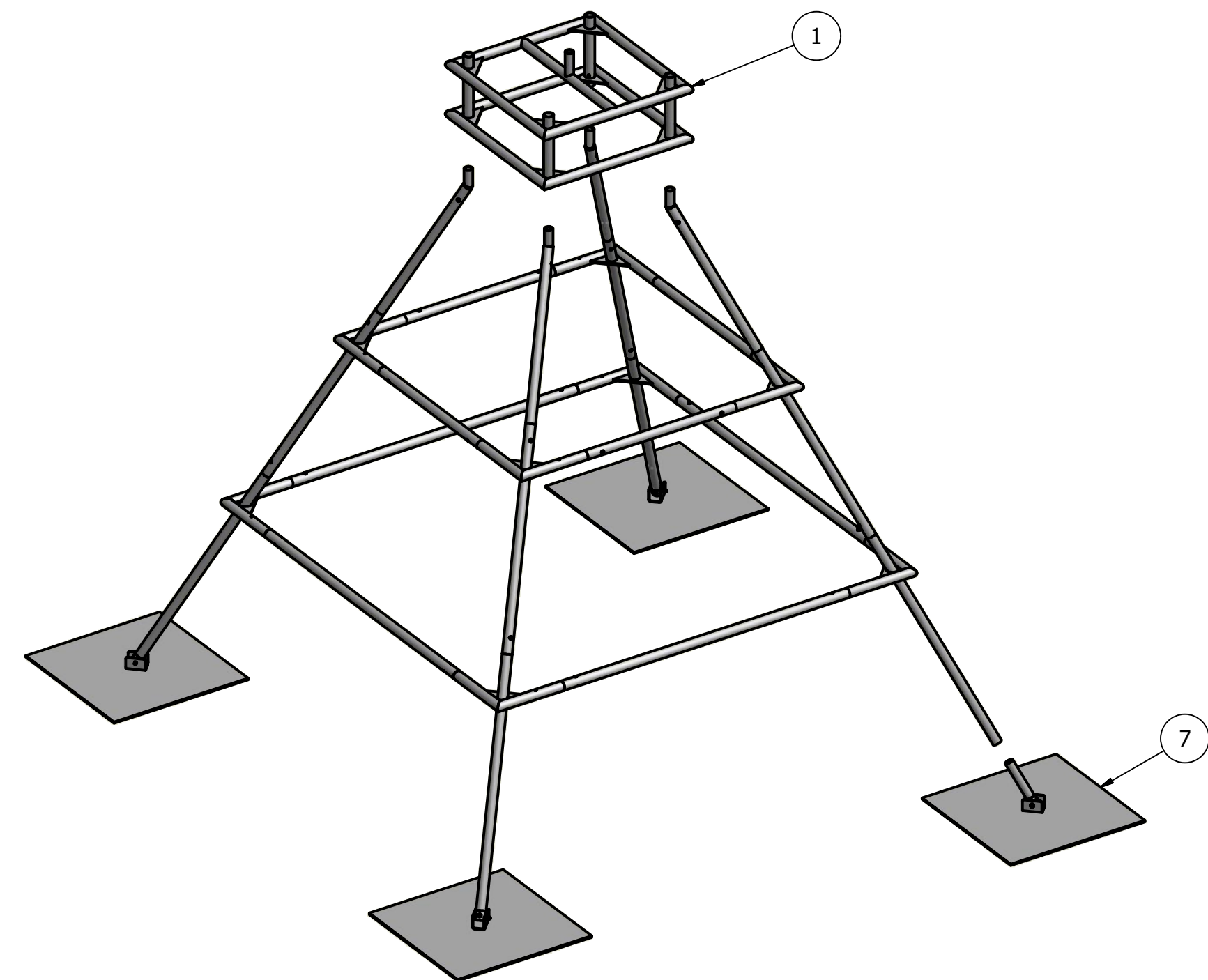
Step 1

1. Assemble components as shown. Make two identical assemblies.



Step 2

1. Take the two assemblies from Step 1 and put them together as shown.

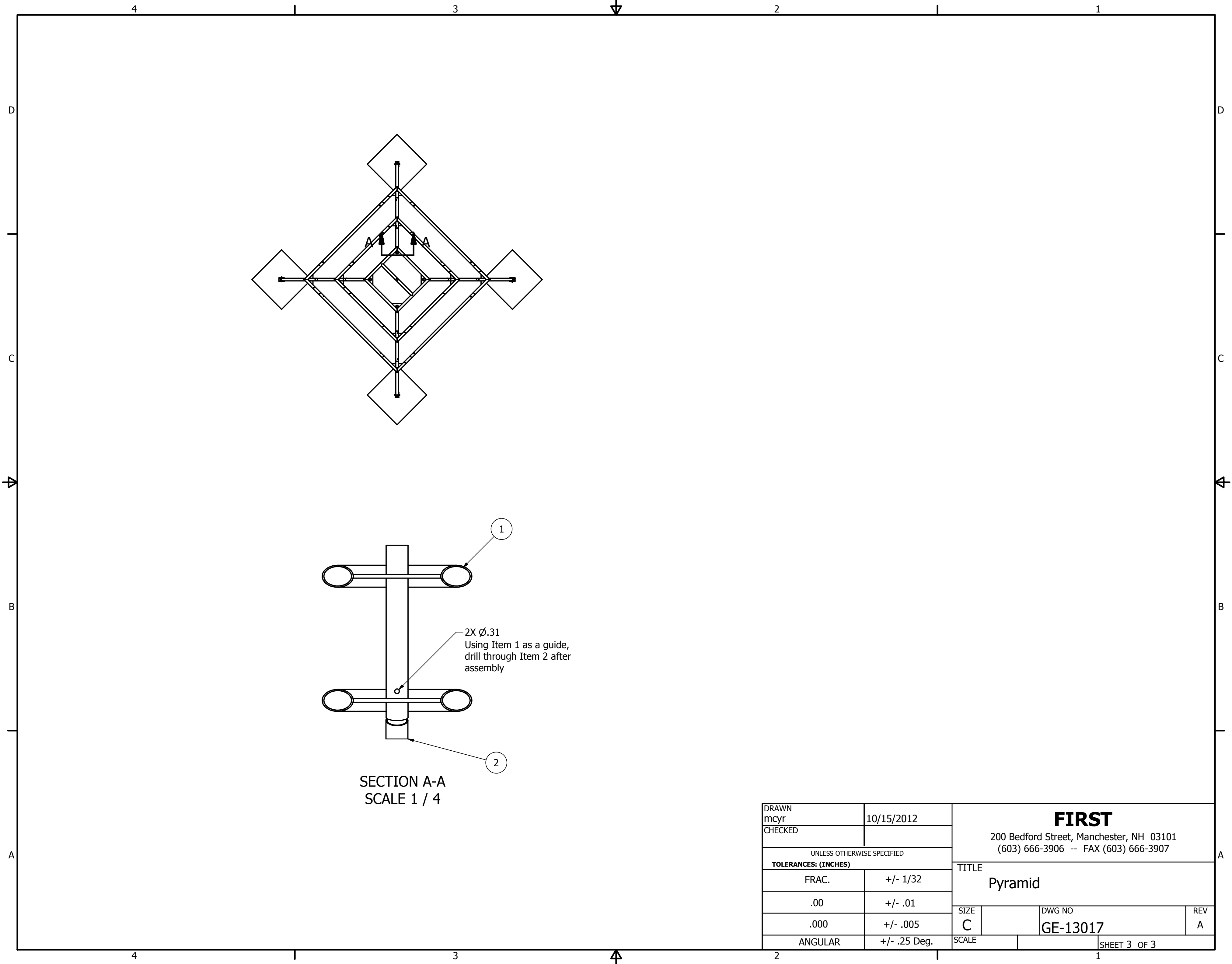


Step 2

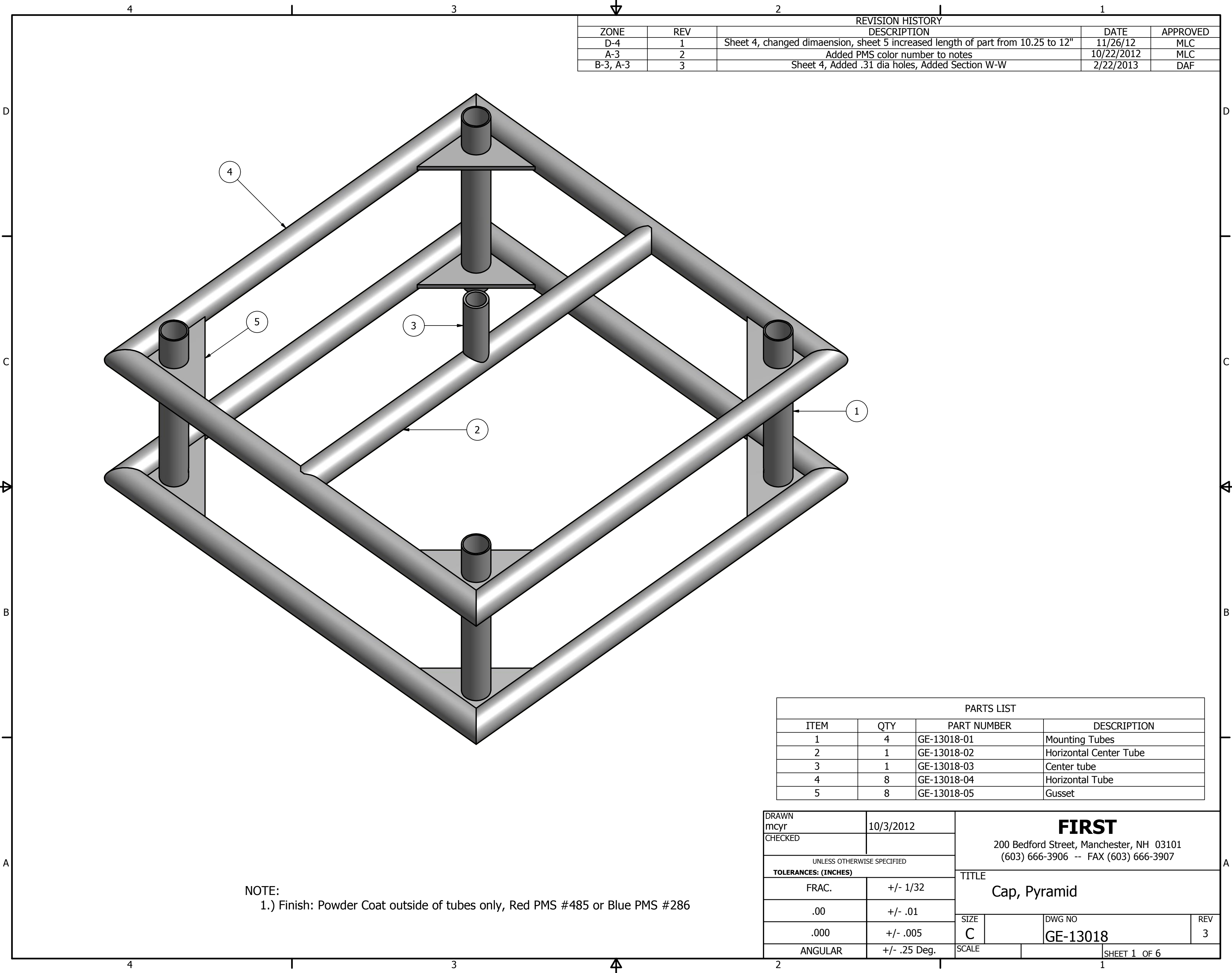
1. Take the assembly from Step 2. Lift each leg off of the ground and place a base underneath it as shown.

2. Lower Item 1 over the top of the pyramid.

DRAWN mcyр		10/15/2012		<div>FIRST</div> <div>200 Bedford Street, Manchester, NH 03101 (603) 666-3906 -- FAX (603) 666-3907</div>			
CHECKED							
UNLESS OTHERWISE SPECIFIED TOLERANCES: (INCHES)							
FRAC.		+/- 1/32		TITLE  Pyramid			
.00		+/- .01					
.000		+/- .005					
ANGULAR		+/- .25 Deg.		SIZE C	DWG NO GE-13017		REV A
				SCALE		SHEET 2 OF 3	



DRAWN mcyr CHECKED	10/15/2012	<b>FIRST</b> 200 Bedford Street, Manchester, NH 03101 (603) 666-3906 -- FAX (603) 666-3907			
		TITLE Pyramid			
UNLESS OTHERWISE SPECIFIED		SIZE C	DWG NO GE-13017	REV A	
		SCALE		SHEET 3 OF 3	



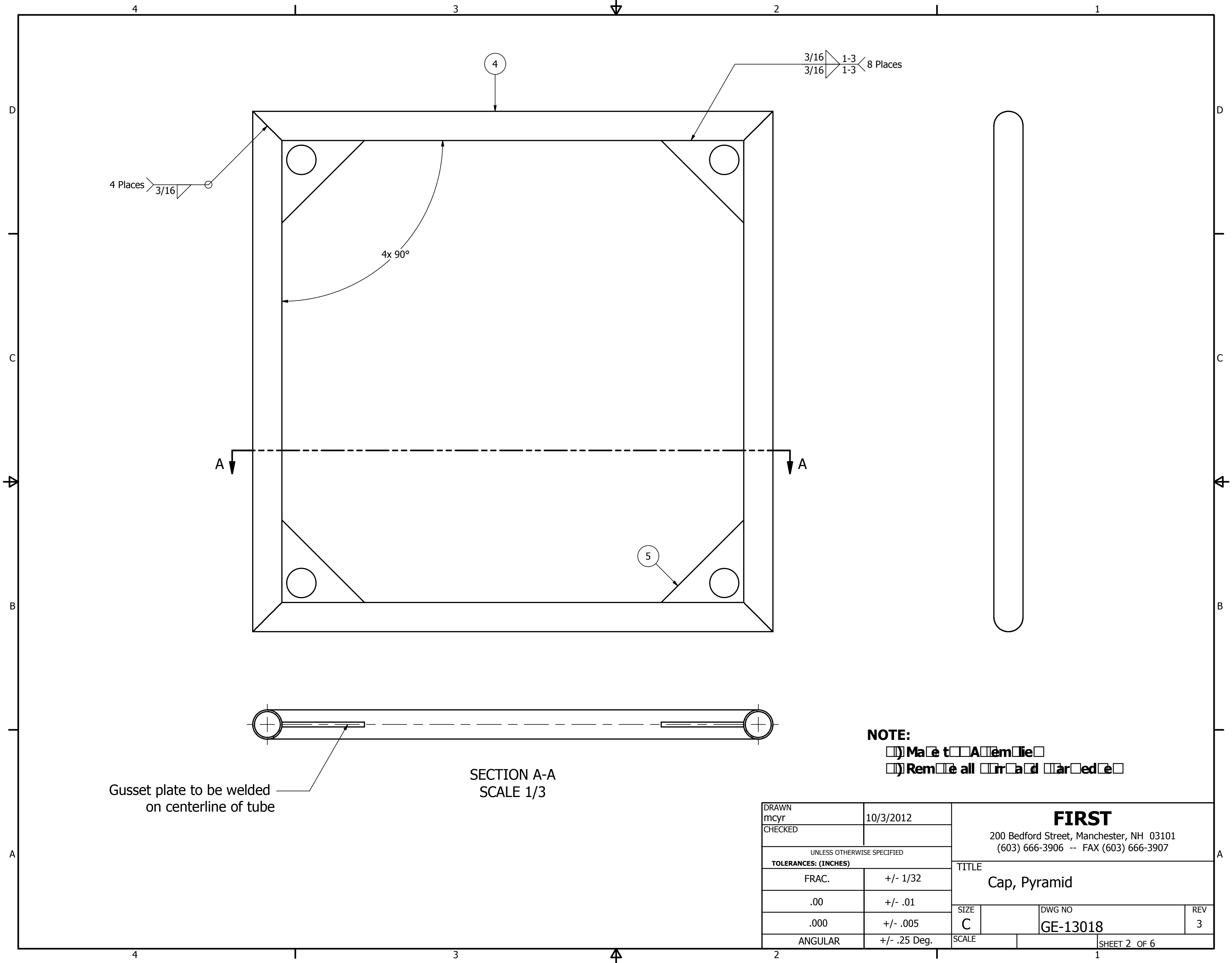
REVISION HISTORY				
ZONE	REV	DESCRIPTION	DATE	APPROVED
D-4	1	Sheet 4, changed dimaension, sheet 5 increased length of part from 10.25 to 12"	11/26/12	MLC
A-3	2	Added PMS color number to notes	10/22/2012	MLC
B-3, A-3	3	Sheet 4, Added .31 dia holes, Added Section W-W	2/22/2013	DAF

PARTS LIST			
ITEM	QTY	PART NUMBER	DESCRIPTION
1	4	GE-13018-01	Mounting Tubes
2	1	GE-13018-02	Horizontal Center Tube
3	1	GE-13018-03	Center tube
4	8	GE-13018-04	Horizontal Tube
5	8	GE-13018-05	Gusset

NOTE:  
1.) Finish: Powder Coat outside of tubes only, Red PMS #485 or Blue PMS #286

DRAWN mcy CHECKED		10/3/2012		<div><b>FIRST</b></div> <div>200 Bedford Street, Manchester, NH 03101 (603) 666-3906 -- FAX (603) 666-3907</div>			
UNLESS OTHERWISE SPECIFIED <b>TOLERANCES: (INCHES)</b>				<div>TITLE</div> <div>Cap, Pyramid</div>			
FRAC.		+/- 1/32					
.00		+/- .01					
.000		+/- .005					
ANGULAR		+/- .25 Deg.		SIZE C	DWG NO GE-13018		REV 3
				SCALE		SHEET 1 OF 6	





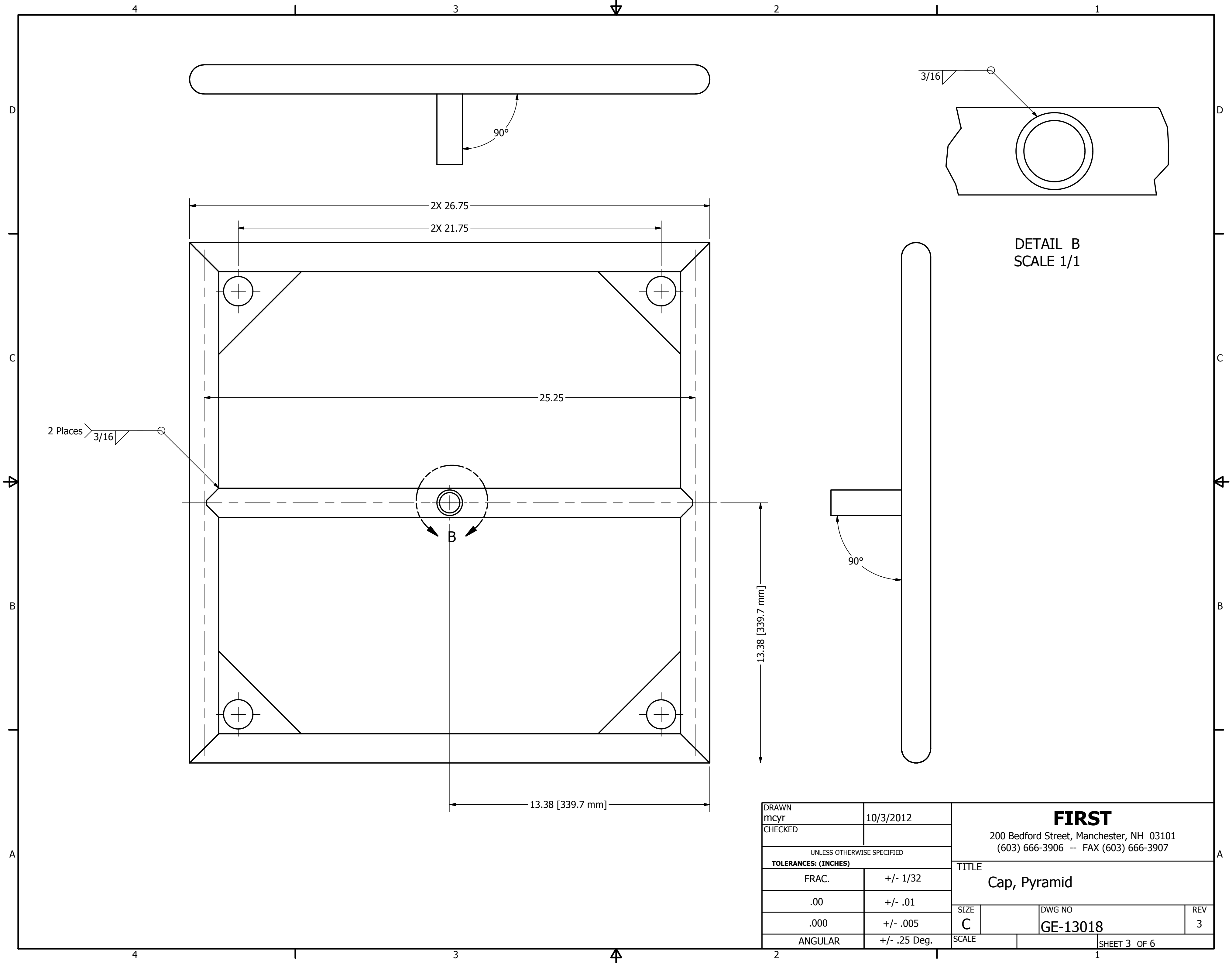
Gusset plate to be welded  
on centerline of tube

SECTION A-A  
SCALE 1/3

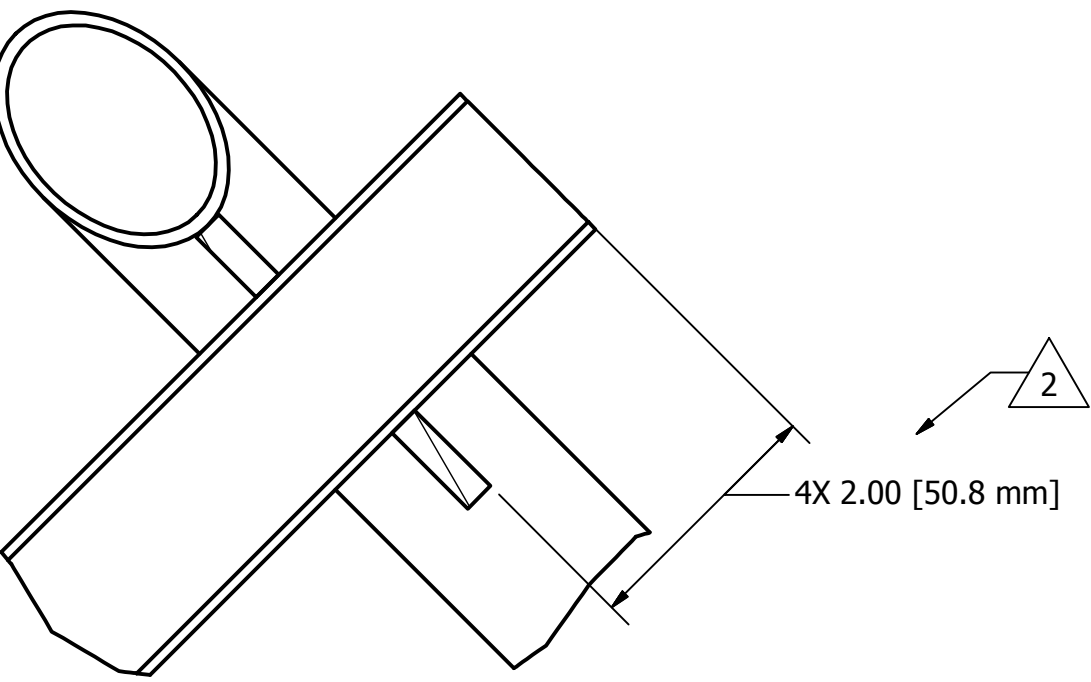
NOTE:

- ☐ Make to ☐ Assemble ☐
- ☐ Remove all ☐ Internal ☐ Threads ☐

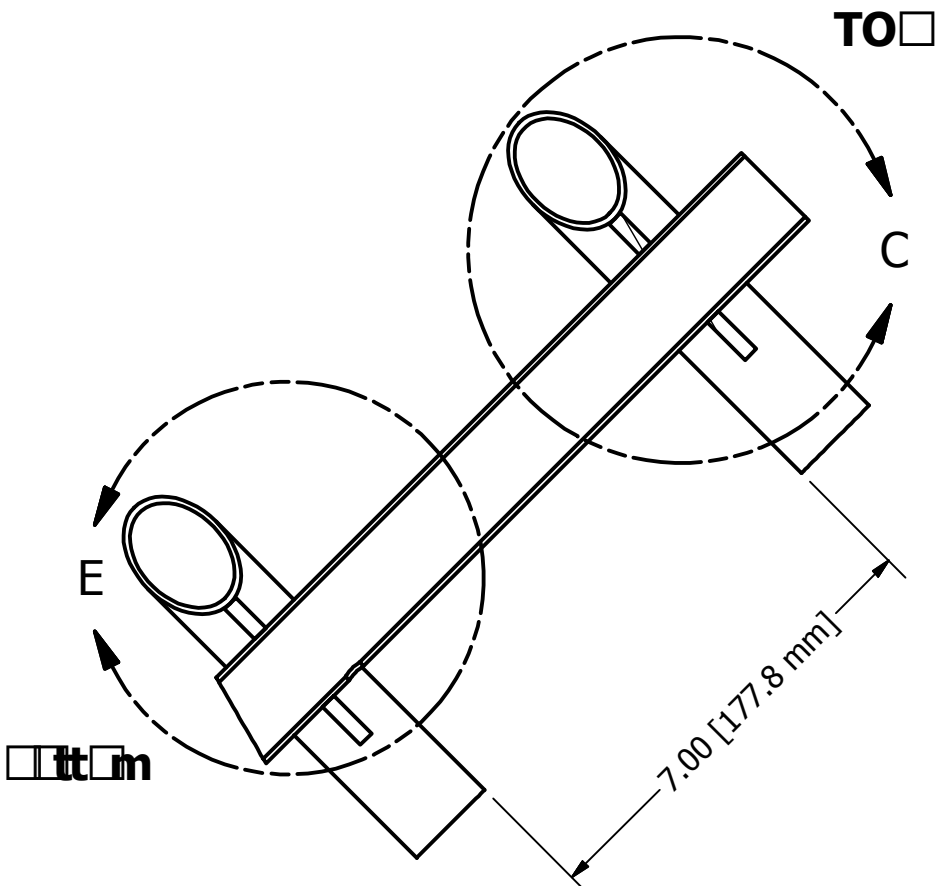
DRAWN mcyr		10/3/2012		<div><b>FIRST</b></div> <div>200 Bedford Street, Manchester, NH 03101 (603) 666-3906 -- FAX (603) 666-3907</div>			
CHECKED							
UNLESS OTHERWISE SPECIFIED				TITLE <div>Cap, Pyramid</div>			
TOLERANCES: (INCHES)							
FRAC.		+/- 1/32		SIZE C			
.00		+/- .01					
.000		+/- .005		DWG NO GE-13018			
ANGULAR		+/- .25 Deg.					
				SCALE		REV 3	
						SHEET 2 OF 6	



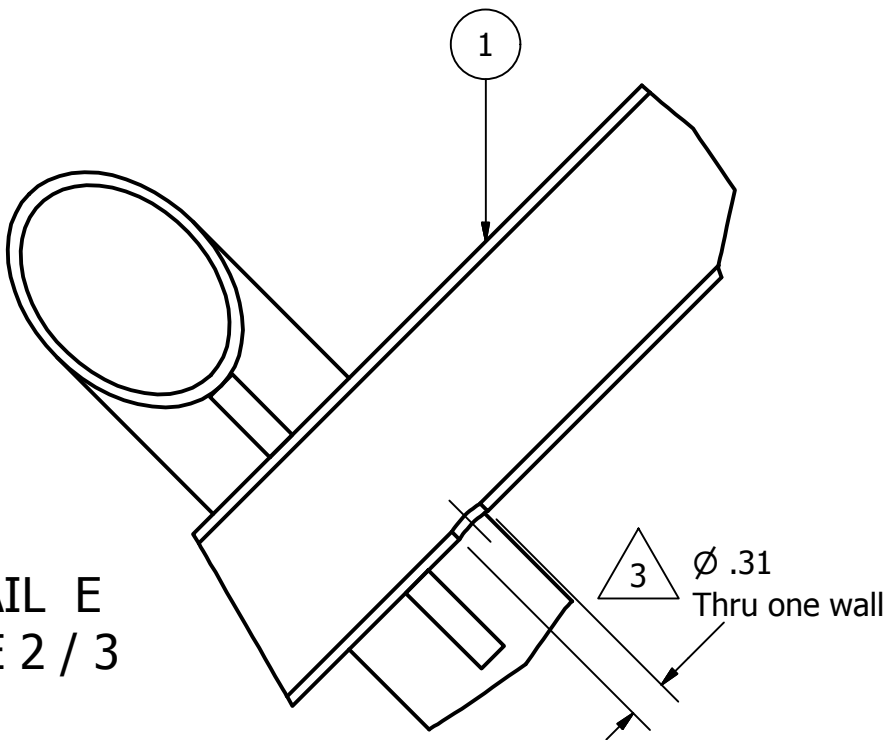
DRAWN mcy CHECKED		10/3/2012		<div><b>FIRST</b></div> <div>200 Bedford Street, Manchester, NH 03101 (603) 666-3906 -- FAX (603) 666-3907</div>			
UNLESS OTHERWISE SPECIFIED <b>TOLERANCES: (INCHES)</b>				<div>TITLE</div> <div>Cap, Pyramid</div>			
FRAC.		+/- 1/32					
.00		+/- .01					
.000		+/- .005					
ANGULAR		+/- .25 Deg.		SIZE		DWG NO	REV
				C		GE-13018	3
				SCALE		SHEET 3 OF 6	



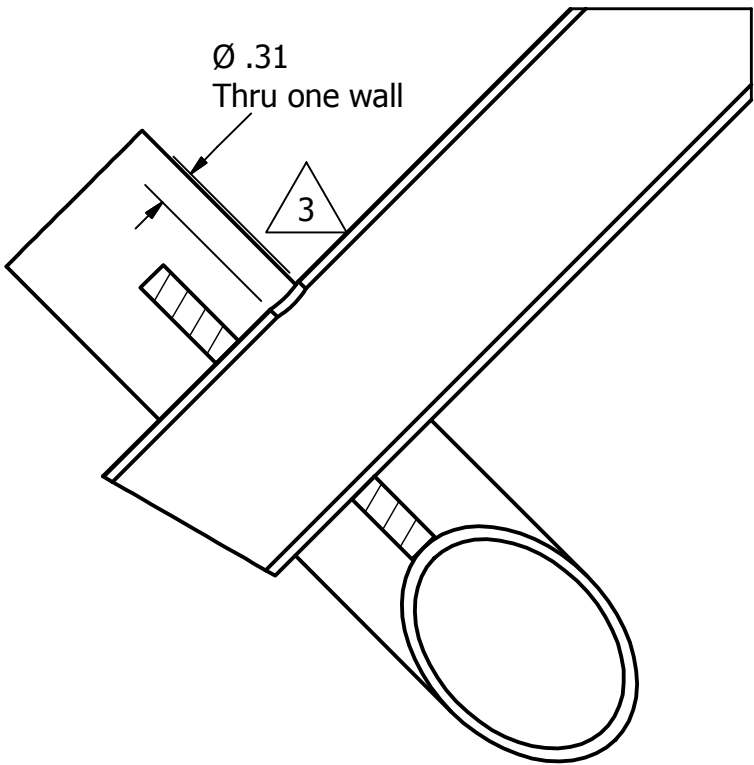
DETAIL C  
SCALE 2 / 3



SECTION D-D  
SCALE 1/3

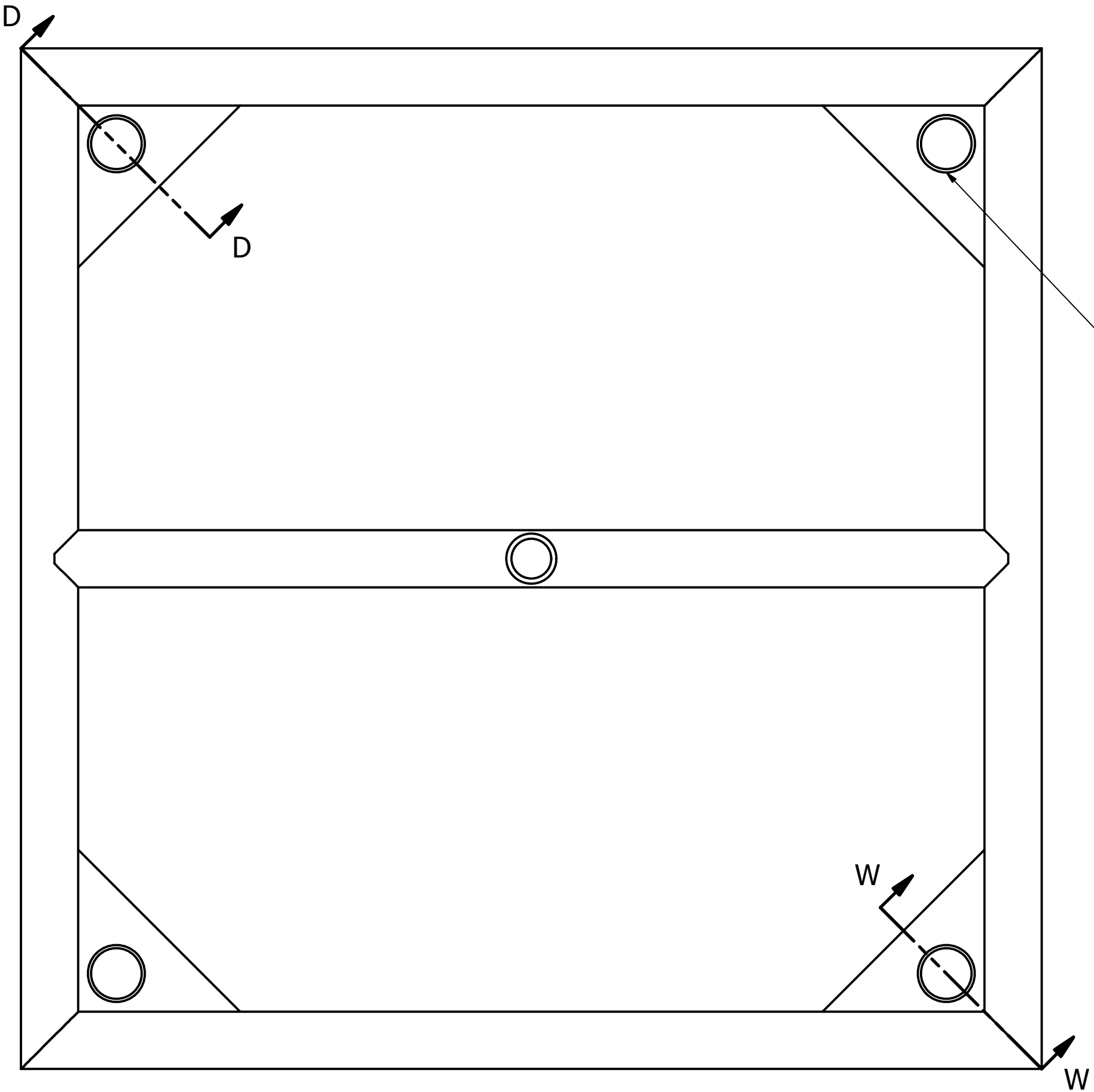


DETAIL E  
SCALE 2 / 3



SECTION W-W  
SCALE 2/3

TOP VIEW

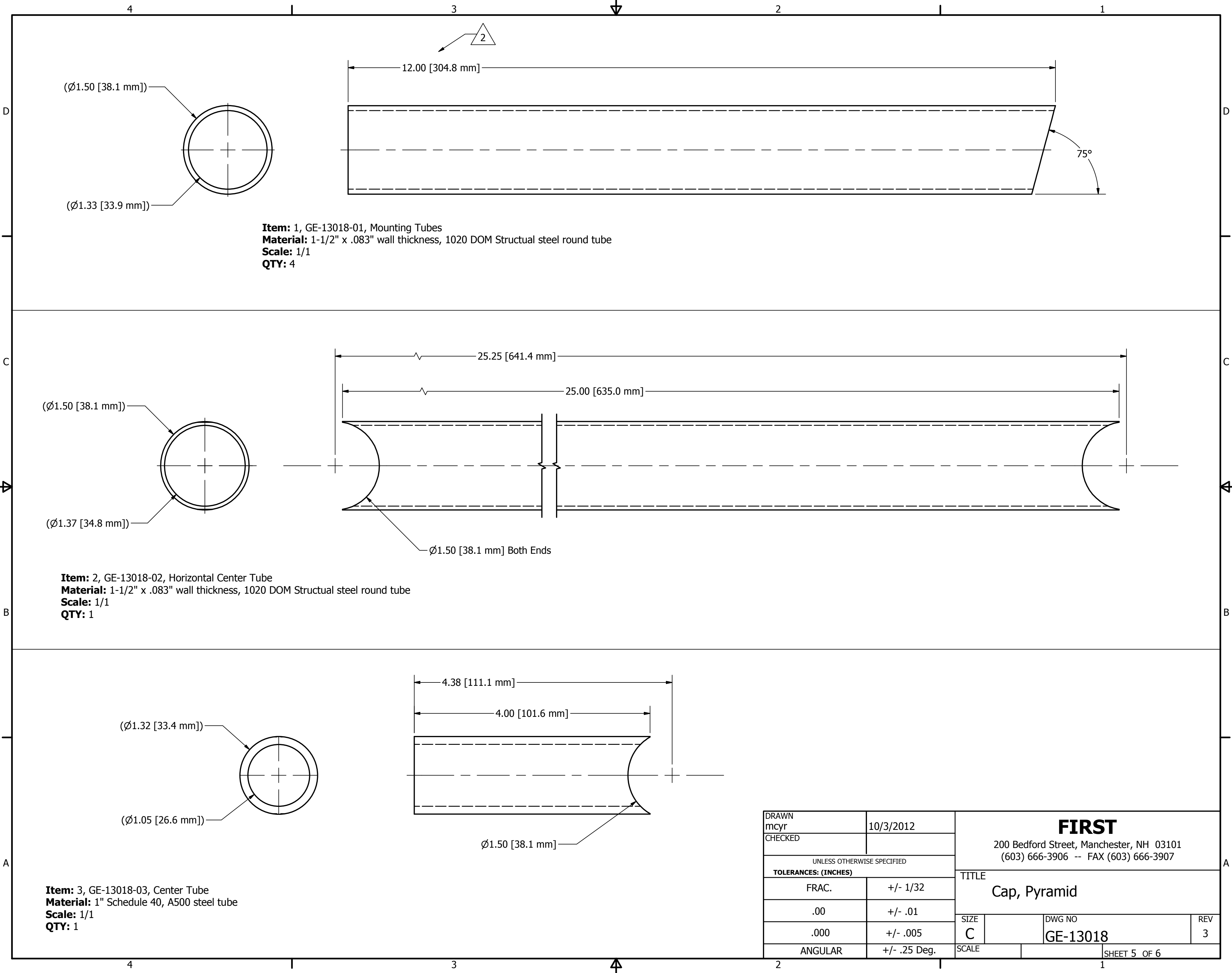


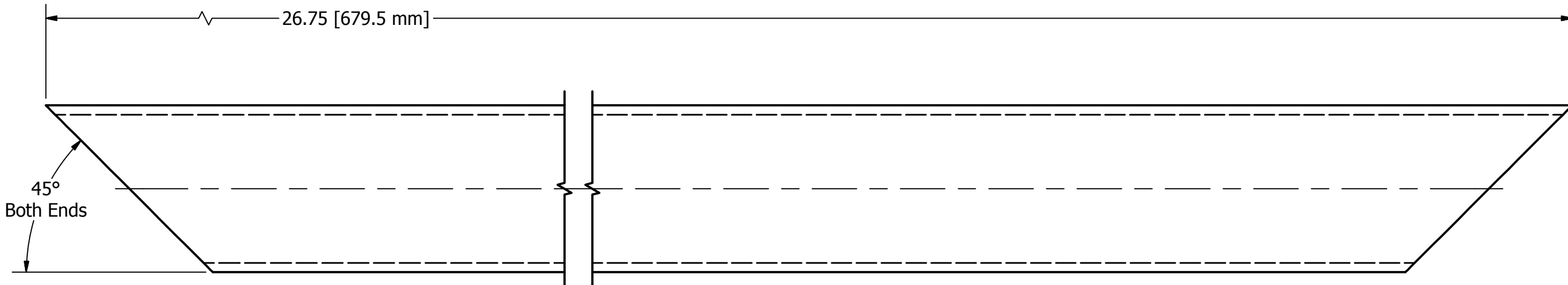
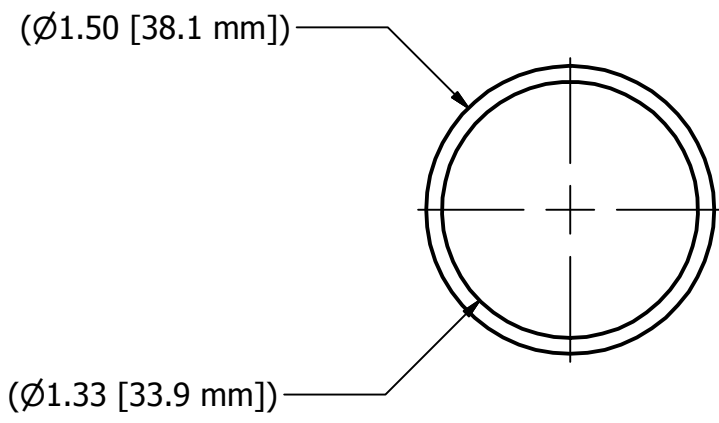
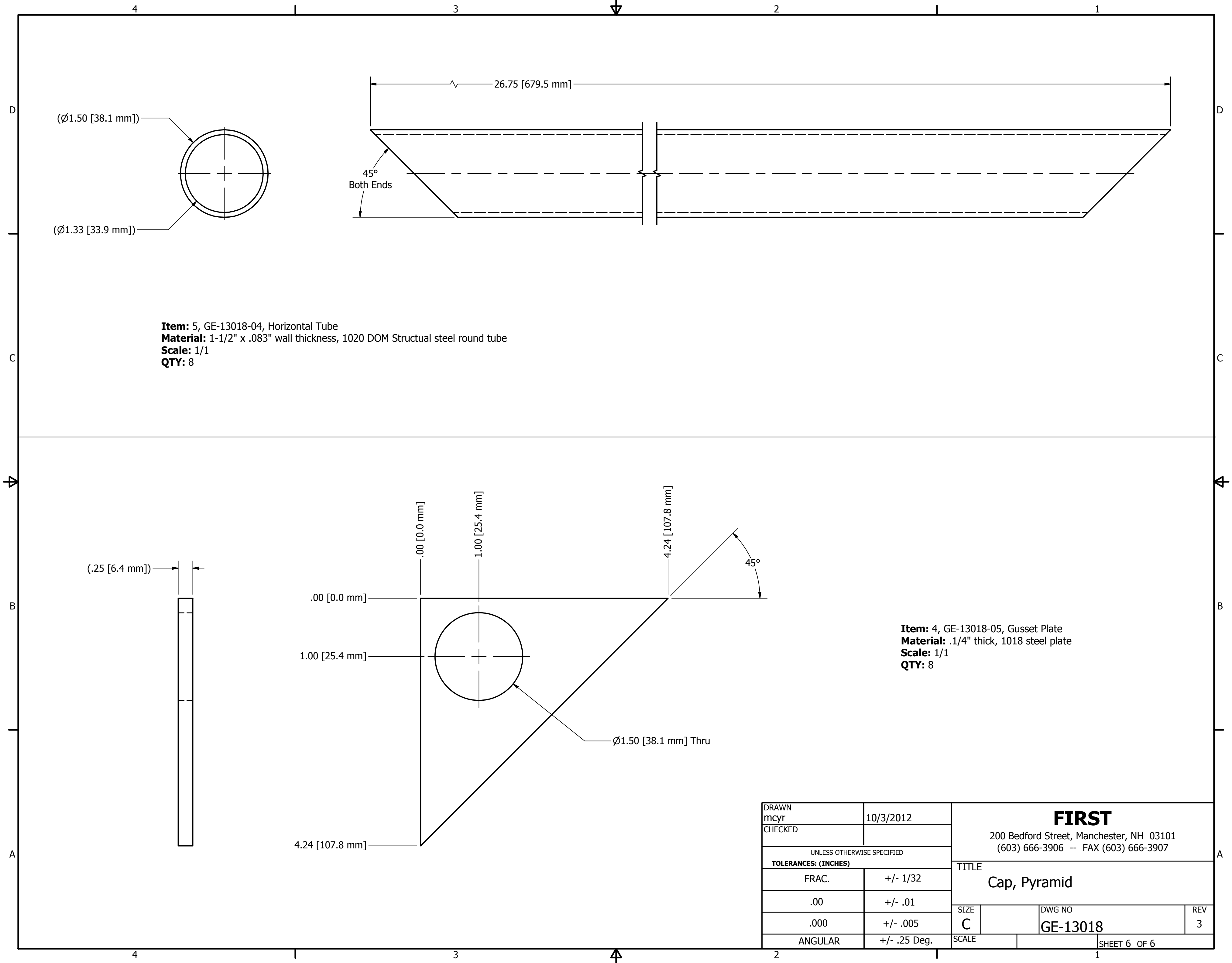
NOTE:

1) Weld Material (item 1) is a 304 stainless steel

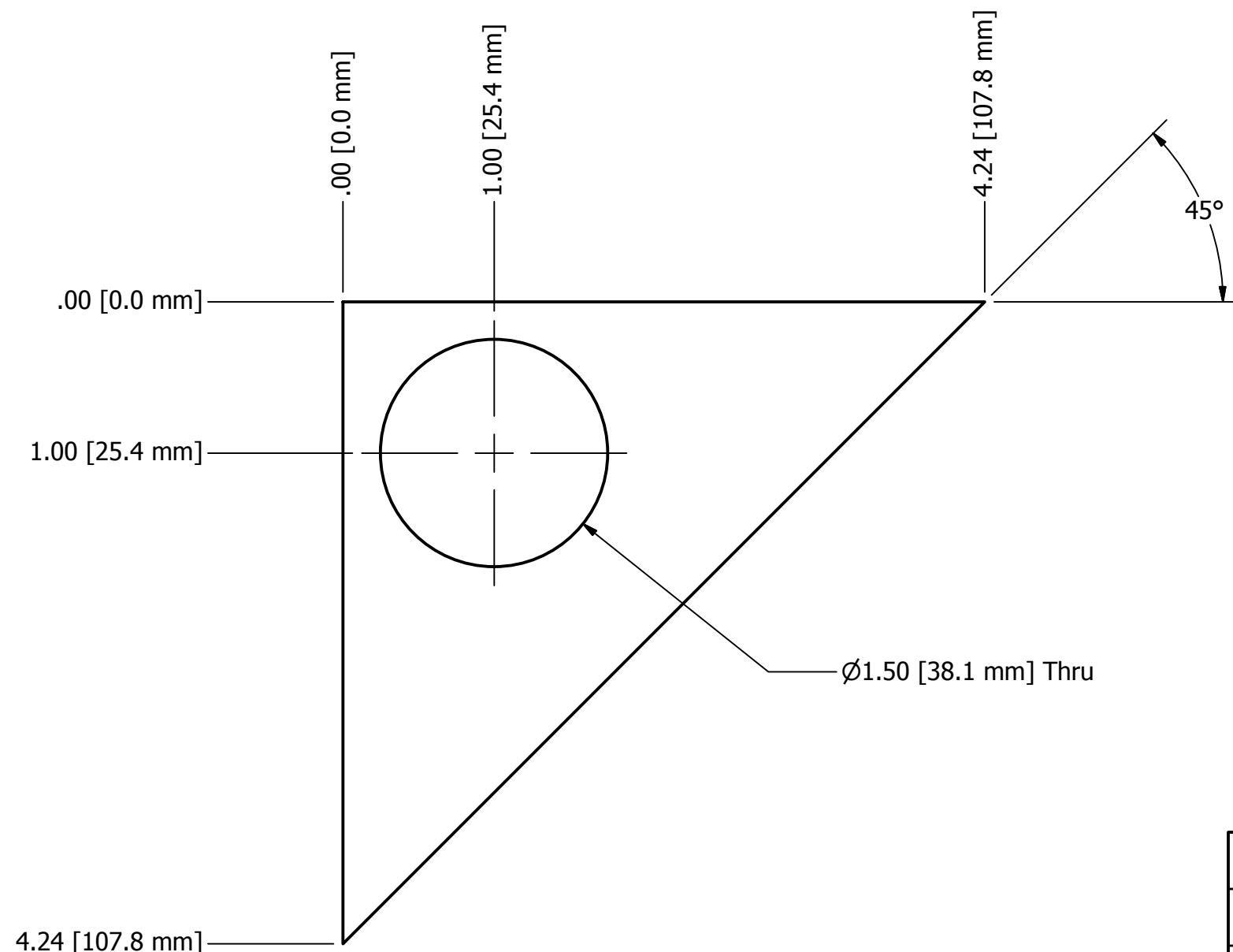
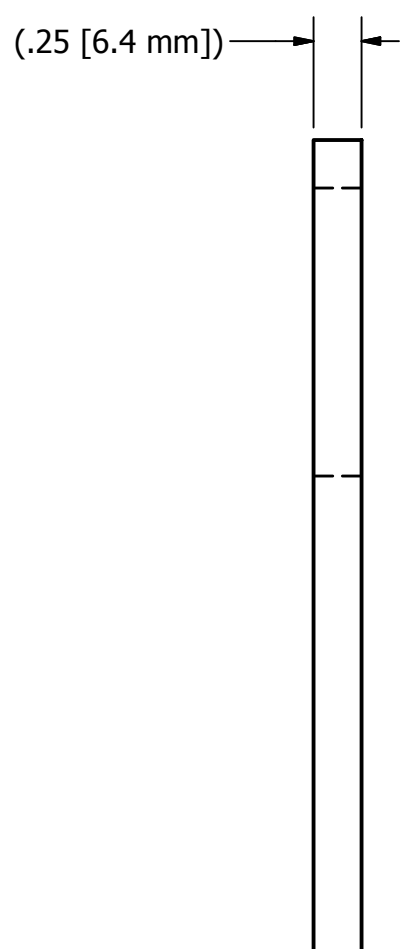
DRAWN mcyr	10/3/2012	<b>FIRST</b> 200 Bedford Street, Manchester, NH 03101 (603) 666-3906 -- FAX (603) 666-3907		
CHECKED				
UNLESS OTHERWISE SPECIFIED		TITLE		
TOLERANCES: (INCHES)		Cap, Pyramid		
FRAC.	+/- 1/32	SIZE	DWG NO	
.00	+/- .01	C	GE-13018	
.000	+/- .005	SCALE	SHEET 4 OF 6	
ANGULAR	+/- .25 Deg.		REV	
			3	





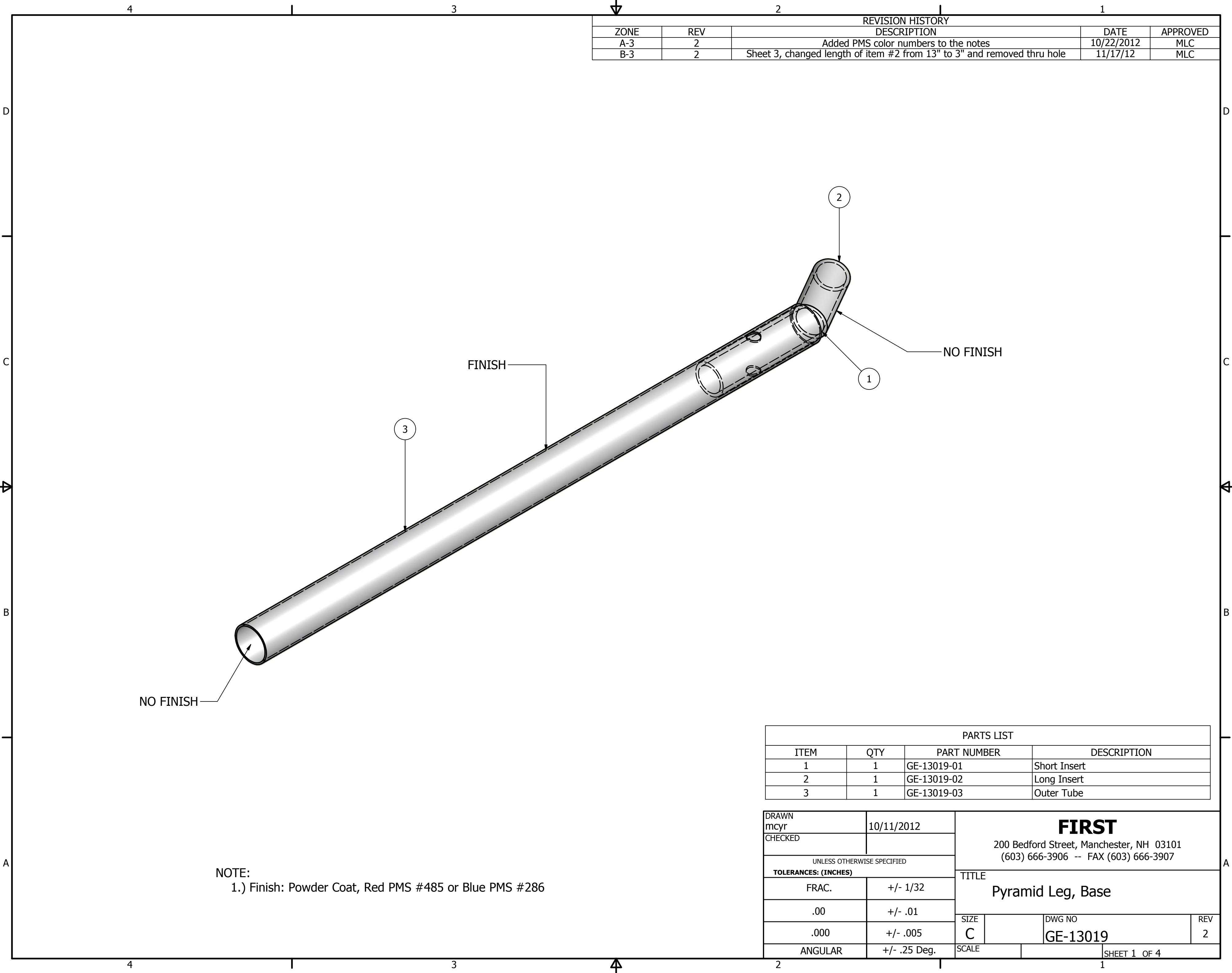


**Item:** 5, GE-13018-04, Horizontal Tube  
**Material:** 1-1/2" x .083" wall thickness, 1020 DOM Structural steel round tube  
**Scale:** 1/1  
**QTY:** 8



**Item:** 4, GE-13018-05, Gusset Plate  
**Material:** .1/4" thick, 1018 steel plate  
**Scale:** 1/1  
**QTY:** 8

DRAWN mcyrr		10/3/2012		<div>FIRST</div> <div>200 Bedford Street, Manchester, NH 03101</div> <div>(603) 666-3906 -- FAX (603) 666-3907</div>			
CHECKED							
UNLESS OTHERWISE SPECIFIED				<div>TITLE</div> <div>Cap, Pyramid</div>			
TOLERANCES: (INCHES)							
FRAC.		+/- 1/32					
.00		+/- .01					
.000		+/- .005					
ANGULAR		+/- .25 Deg.		SIZE		DWG NO	REV
				C		GE-13018	3
				SCALE		SHEET 6 OF 6	

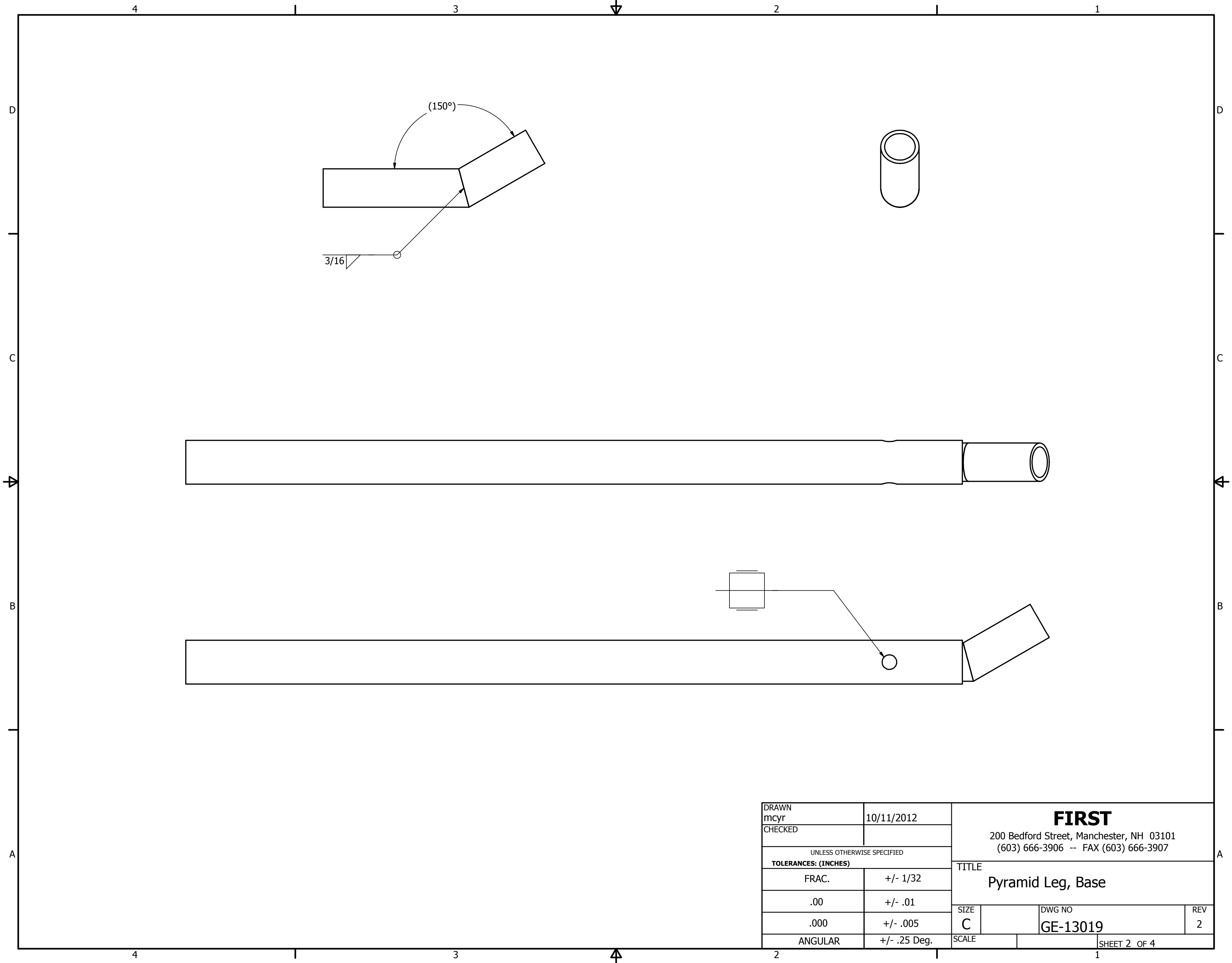


REVISION HISTORY				
ZONE	REV	DESCRIPTION	DATE	APPROVED
A-3	2	Added PMS color numbers to the notes	10/22/2012	MLC
B-3	2	Sheet 3, changed length of item #2 from 13" to 3" and removed thru hole	11/17/12	MLC

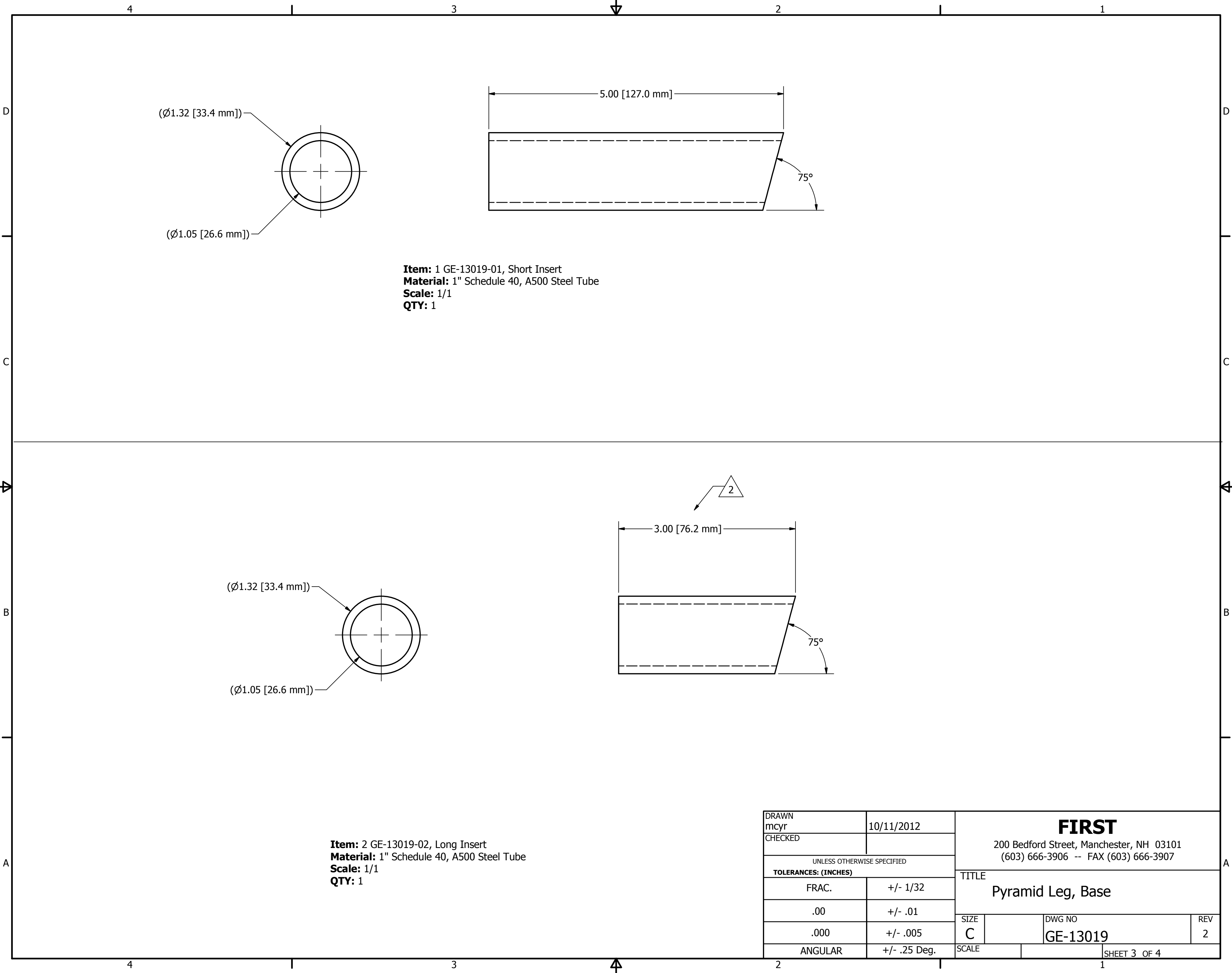
PARTS LIST			
ITEM	QTY	PART NUMBER	DESCRIPTION
1	1	GE-13019-01	Short Insert
2	1	GE-13019-02	Long Insert
3	1	GE-13019-03	Outer Tube

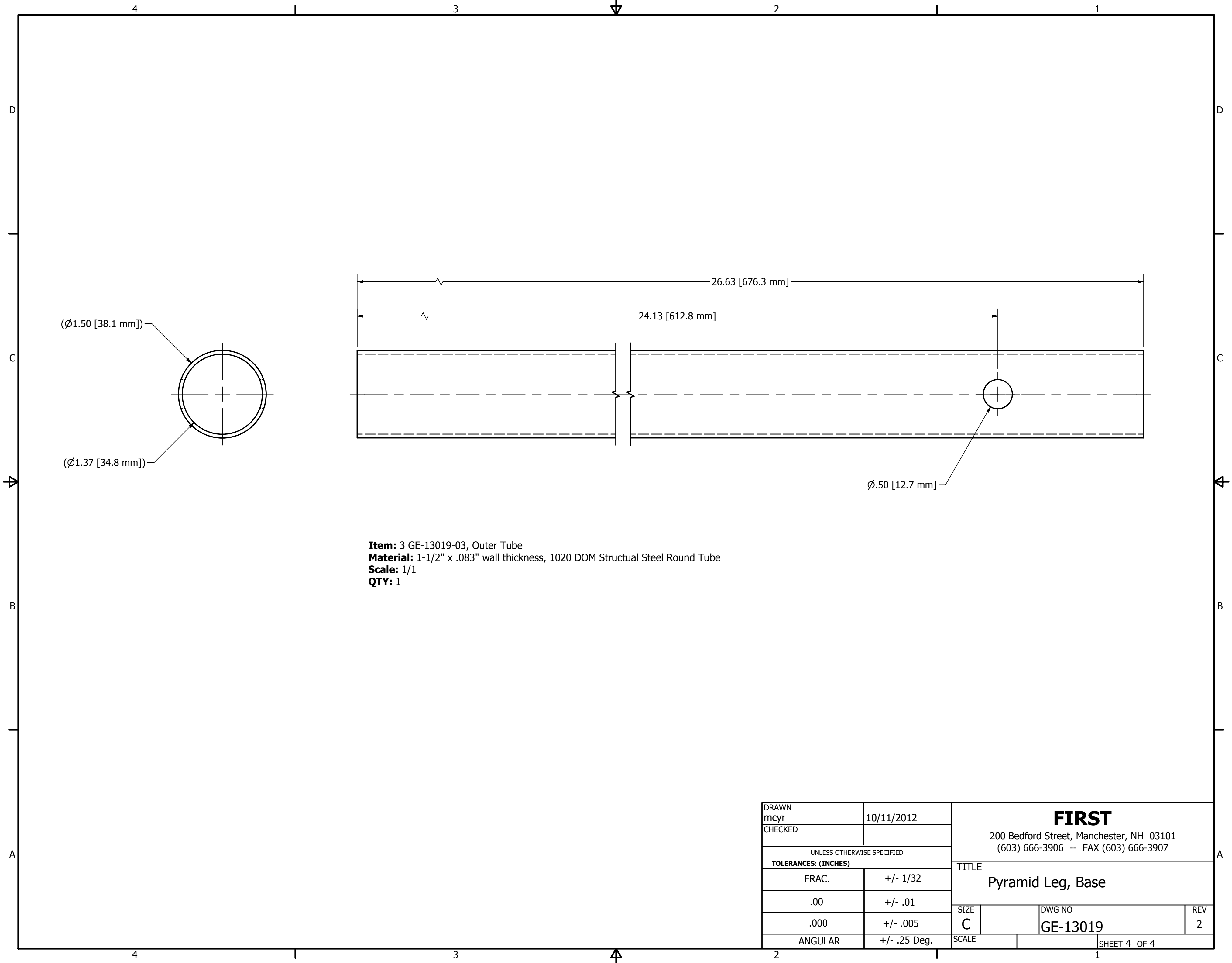
DRAWN mcy CHECKED		10/11/2012		<div>FIRST</div> <div>200 Bedford Street, Manchester, NH 03101 (603) 666-3906 -- FAX (603) 666-3907</div>			
UNLESS OTHERWISE SPECIFIED TOLERANCES: (INCHES)				<div>TITLE</div> <div>Pyramid Leg, Base</div>			
FRAC.		+/- 1/32					
.00		+/- .01					
.000		+/- .005					
ANGULAR		+/- .25 Deg.		SIZE		DWG NO	REV
				C		GE-13019	2
				SCALE		SHEET 1 OF 4	

NOTE:  
1.) Finish: Powder Coat, Red PMS #485 or Blue PMS #286



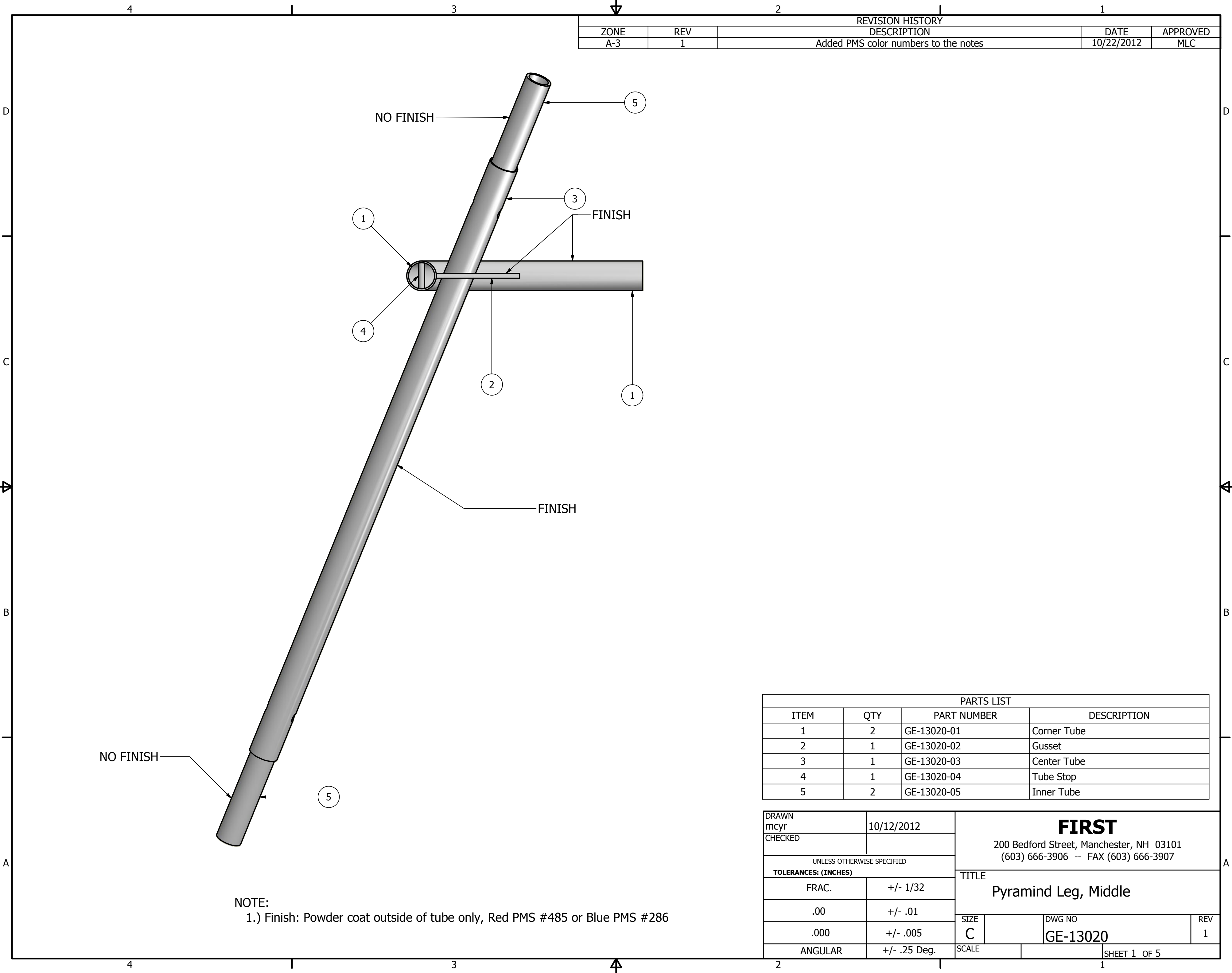
DRAWN mcy CHECKED		10/11/2012	<div>FIRST</div> <div>200 Bedford Street, Manchester, NH 03101 (603) 666-3906 -- FAX (603) 666-3907</div>			
UNLESS OTHERWISE SPECIFIED TOLERANCES: (INCHES)			<div>TITLE</div> <div>Pyramid Leg, Base</div>			
FRAC.	+/- 1/32					
.00	+/- .01					
.000	+/- .005					
ANGULAR	+/- .25 Deg.		SIZE		DWG NO	REV
			C		GE-13019	2
			SCALE		SHEET 2 OF 4	





**Item:** 3 GE-13019-03, Outer Tube  
**Material:** 1-1/2" x .083" wall thickness, 1020 DOM Structural Steel Round Tube  
**Scale:** 1/1  
**QTY:** 1

DRAWN mcy CHECKED		10/11/2012		<div><b>FIRST</b></div> <div>200 Bedford Street, Manchester, NH 03101 (603) 666-3906 -- FAX (603) 666-3907</div>			
UNLESS OTHERWISE SPECIFIED <b>TOLERANCES: (INCHES)</b>				<div>TITLE</div> <div>Pyramid Leg, Base</div>			
FRAC.		+/- 1/32					
.00		+/- .01					
.000		+/- .005					
ANGULAR		+/- .25 Deg.		SIZE		DWG NO	REV
				C		GE-13019	2
				SCALE		SHEET 4 OF 4	



REVISION HISTORY				
ZONE	REV	DESCRIPTION	DATE	APPROVED
A-3	1	Added PMS color numbers to the notes	10/22/2012	MLC

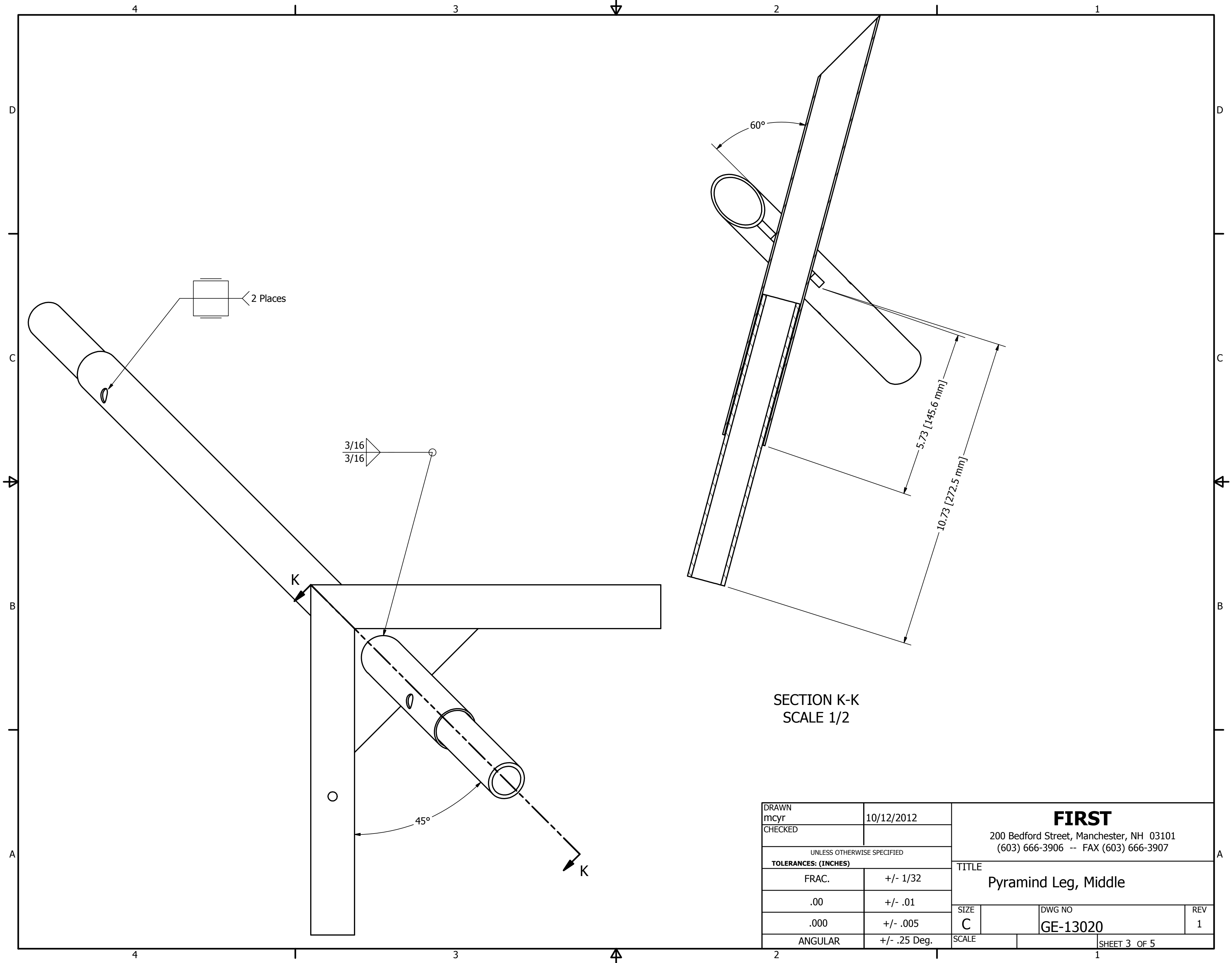
PARTS LIST			
ITEM	QTY	PART NUMBER	DESCRIPTION
1	2	GE-13020-01	Corner Tube
2	1	GE-13020-02	Gusset
3	1	GE-13020-03	Center Tube
4	1	GE-13020-04	Tube Stop
5	2	GE-13020-05	Inner Tube

DRAWN mcy CHECKED		10/12/2012		<div><b>FIRST</b></div> <div>200 Bedford Street, Manchester, NH 03101 (603) 666-3906 -- FAX (603) 666-3907</div>			
UNLESS OTHERWISE SPECIFIED <b>TOLERANCES: (INCHES)</b>				<div>TITLE</div> <div>Pyramind Leg, Middle</div>			
FRAC.		+/- 1/32					
.00		+/- .01					
.000		+/- .005					
ANGULAR		+/- .25 Deg.		SIZE C	DWG NO GE-13020		REV 1
				SCALE		SHEET 1 OF 5	

NOTE:  
1.) Finish: Powder coat outside of tube only, Red PMS #485 or Blue PMS #286

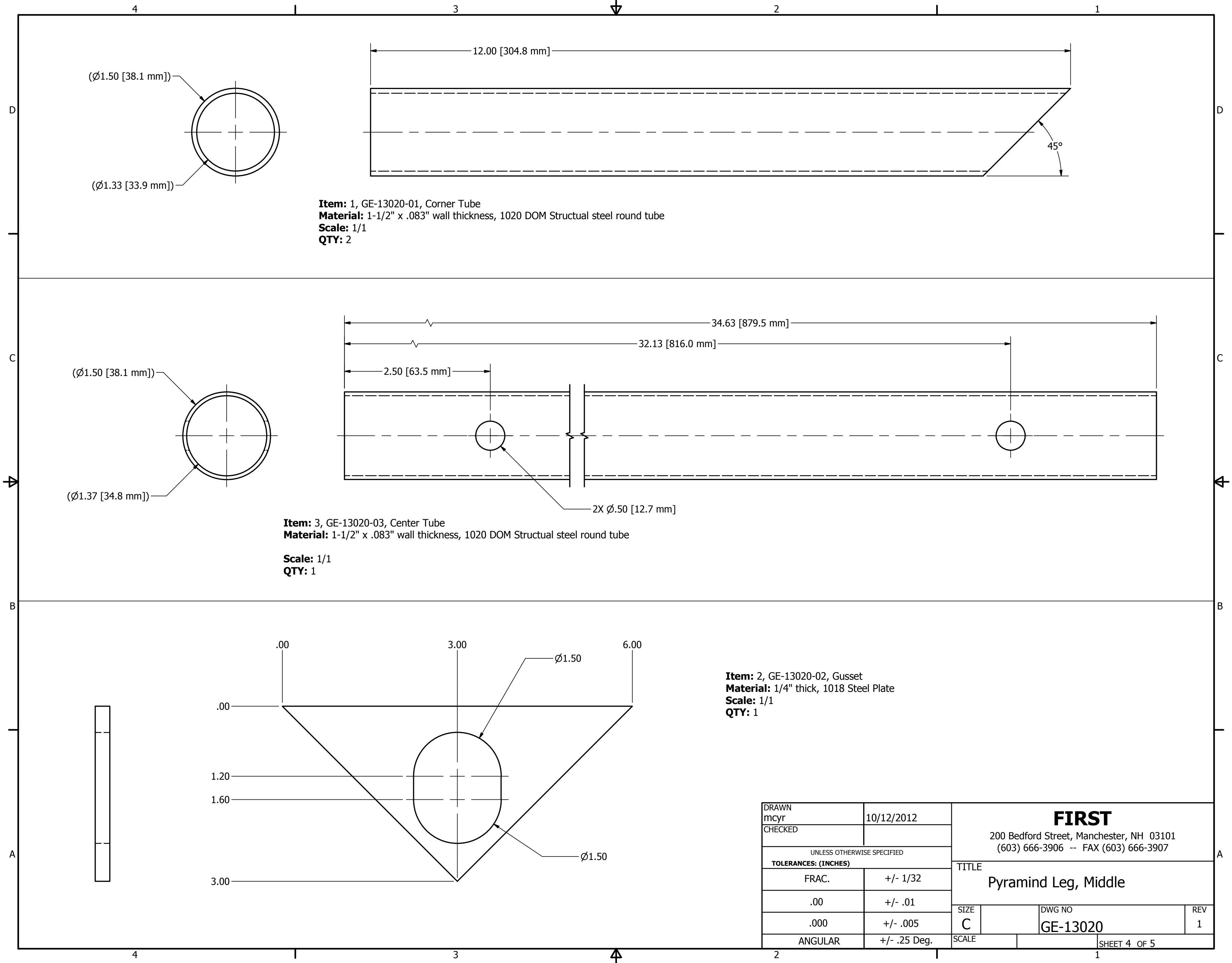




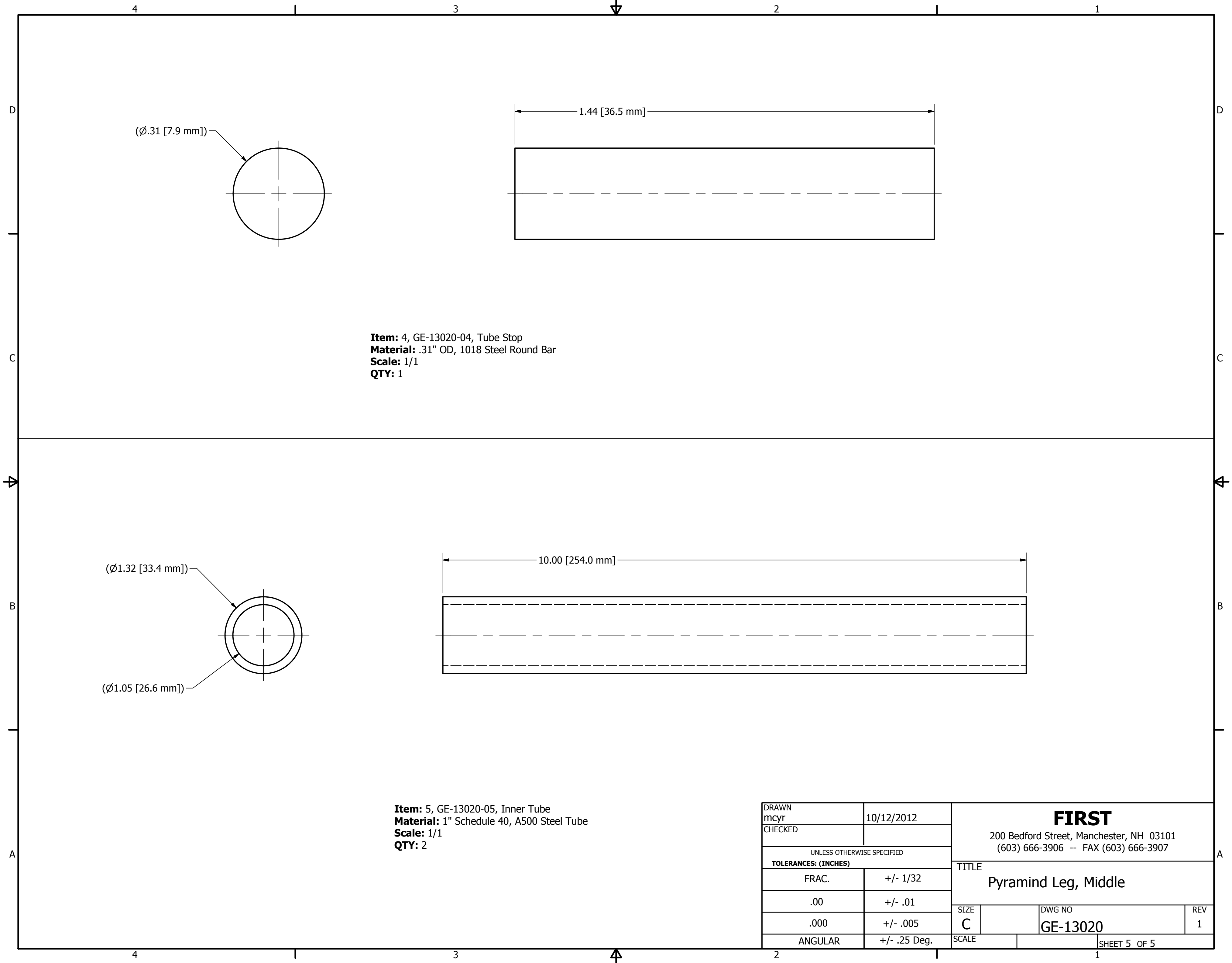


SECTION K-K  
SCALE 1/2

DRAWN mcy		10/12/2012		<div>FIRST</div> <div>200 Bedford Street, Manchester, NH 03101 (603) 666-3906 -- FAX (603) 666-3907</div>			
CHECKED							
UNLESS OTHERWISE SPECIFIED TOLERANCES: (INCHES)				<div>TITLE</div> <div>Pyramid Leg, Middle</div>			
FRAC.		+/- 1/32					
.00		+/- .01					
.000		+/- .005					
ANGULAR		+/- .25 Deg.					
				SIZE		DWG NO	REV
				C		GE-13020	1
				SCALE		SHEET 3 OF 5	



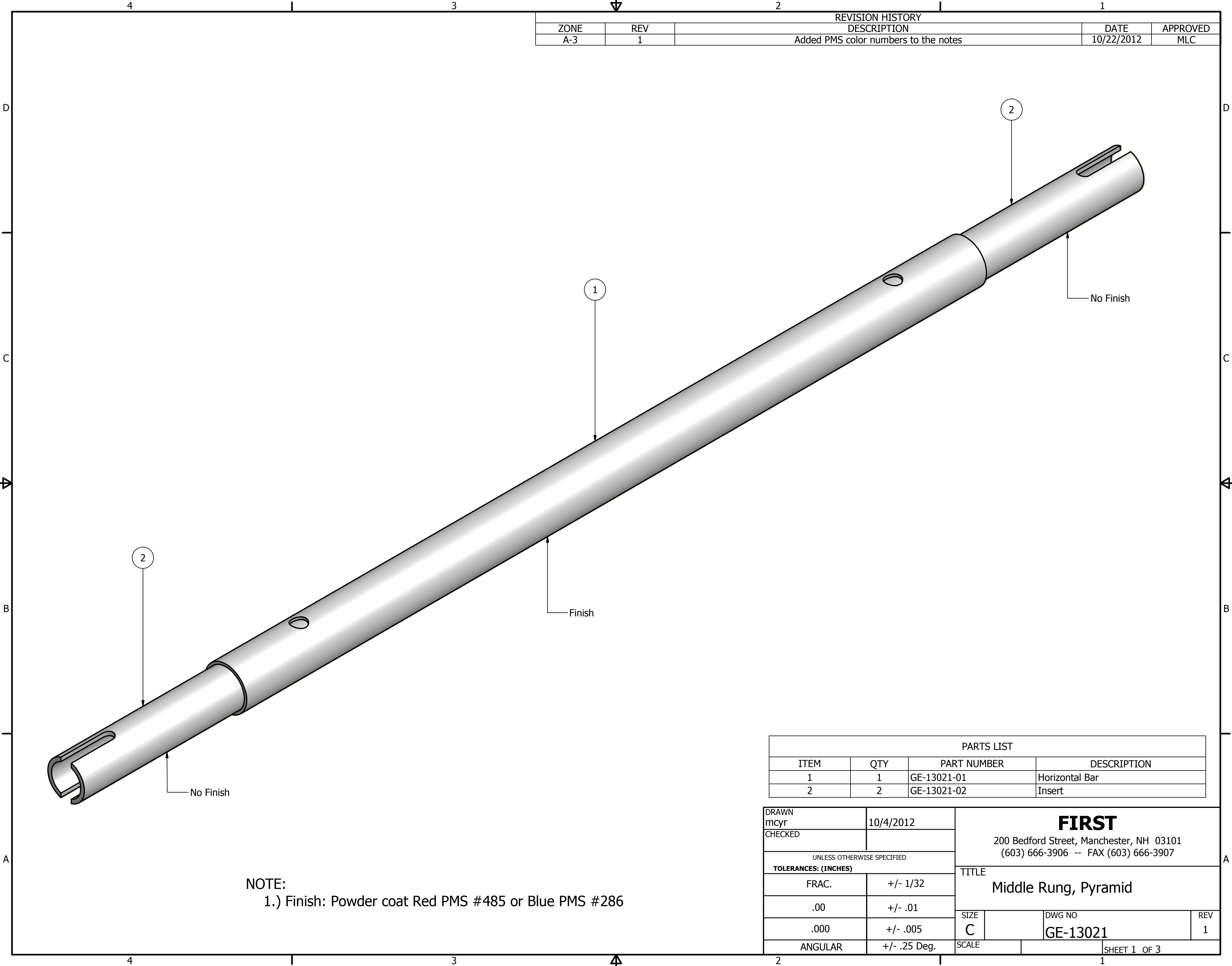
DRAWN mcy CHECKED	10/12/2012	<b>FIRST</b> 200 Bedford Street, Manchester, NH 03101 (603) 666-3906 -- FAX (603) 666-3907			
UNLESS OTHERWISE SPECIFIED <b>TOLERANCES: (INCHES)</b>		TITLE Pyramind Leg, Middle			
FRAC.	+/- 1/32	SIZE	C	DWG NO	REV
.00	+/- .01			GE-13020	1
.000	+/- .005	SCALE			
ANGULAR	+/- .25 Deg.				



**Item:** 4, GE-13020-04, Tube Stop  
**Material:** .31" OD, 1018 Steel Round Bar  
**Scale:** 1/1  
**QTY:** 1

**Item:** 5, GE-13020-05, Inner Tube  
**Material:** 1" Schedule 40, A500 Steel Tube  
**Scale:** 1/1  
**QTY:** 2

DRAWN mcy CHECKED		10/12/2012	<div><b>FIRST</b></div> <div>200 Bedford Street, Manchester, NH 03101 (603) 666-3906 -- FAX (603) 666-3907</div>			
UNLESS OTHERWISE SPECIFIED <b>TOLERANCES: (INCHES)</b>			<div>TITLE</div> <div>Pyramind Leg, Middle</div>			
FRAC.	+/- 1/32					
.00	+/- .01					
.000	+/- .005					
ANGULAR	+/- .25 Deg.		SIZE C	DWG NO GE-13020		REV 1
			SCALE		SHEET 5 OF 5	

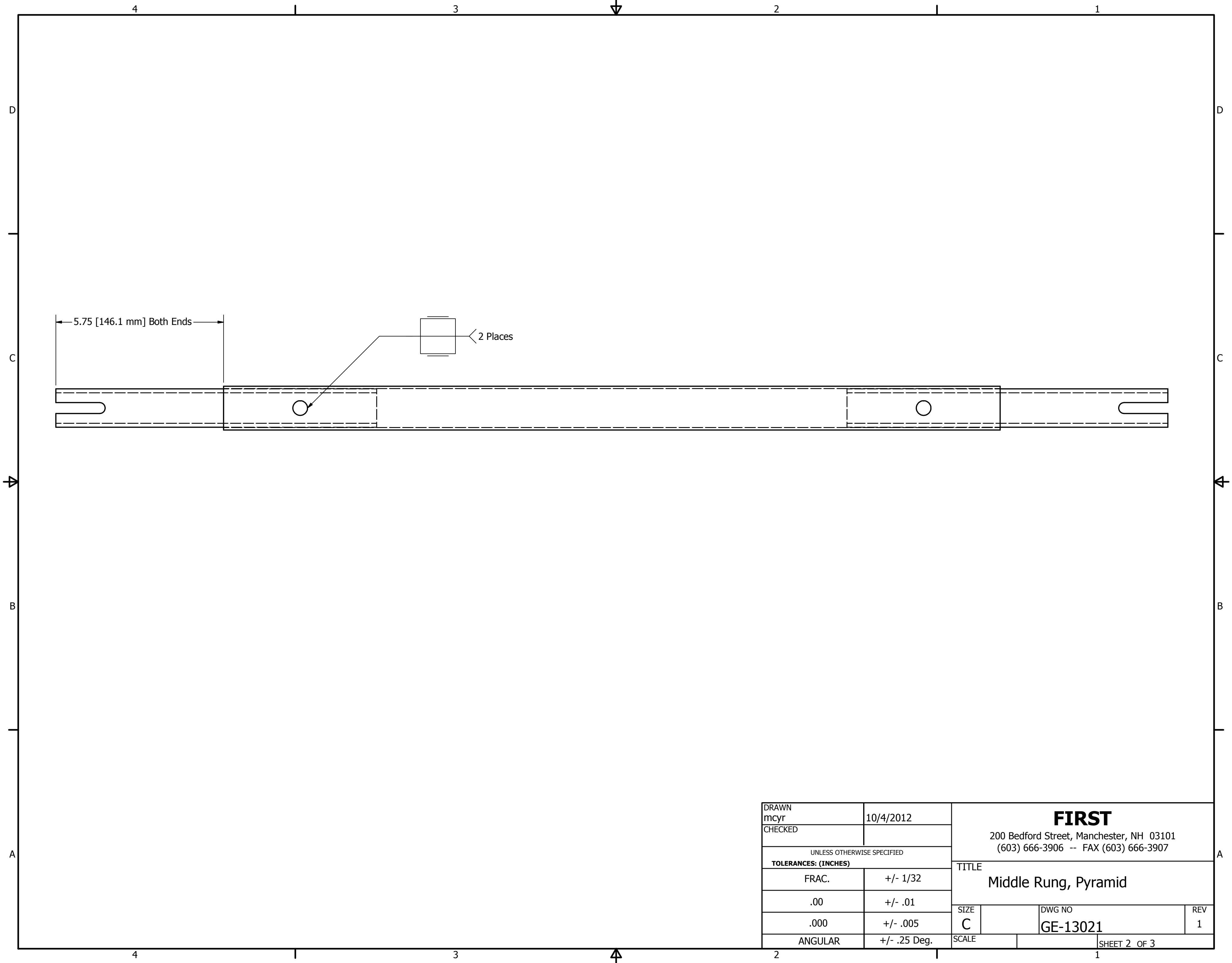


REVISION HISTORY				
ZONE	REV	DESCRIPTION	DATE	APPROVED
A-3	1	Added PMS color numbers to the notes	10/22/2012	MLC

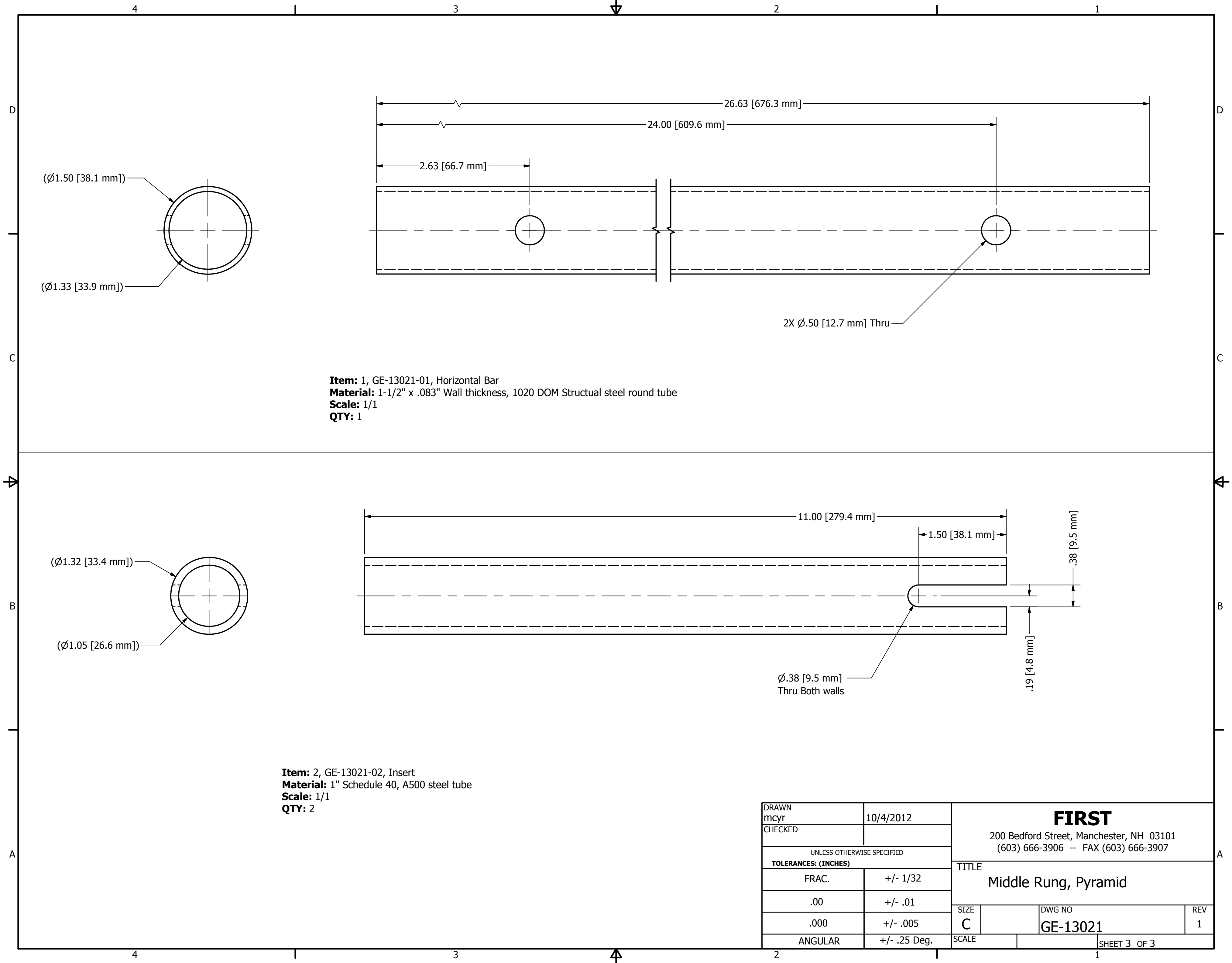
PARTS LIST			
ITEM	QTY	PART NUMBER	DESCRIPTION
1	1	GE-13021-01	Horizontal Bar
2	2	GE-13021-02	Insert

DRAWN mcy CHECKED		10/4/2012		<div><b>FIRST</b></div> <div>200 Bedford Street, Manchester, NH 03101 (603) 666-3906 -- FAX (603) 666-3907</div>			
UNLESS OTHERWISE SPECIFIED				<div>TITLE</div> <div>Middle Rung, Pyramid</div>			
TOLERANCES: (INCHES)							
FRAC.		+/- 1/32					
.00		+/- .01					
.000		+/- .005					
ANGULAR		+/- .25 Deg.		SIZE		DWG NO	REV
				C		GE-13021	1
				SCALE			SHEET 1 OF 3

NOTE:  
1.) Finish: Powder coat Red PMS #485 or Blue PMS #286



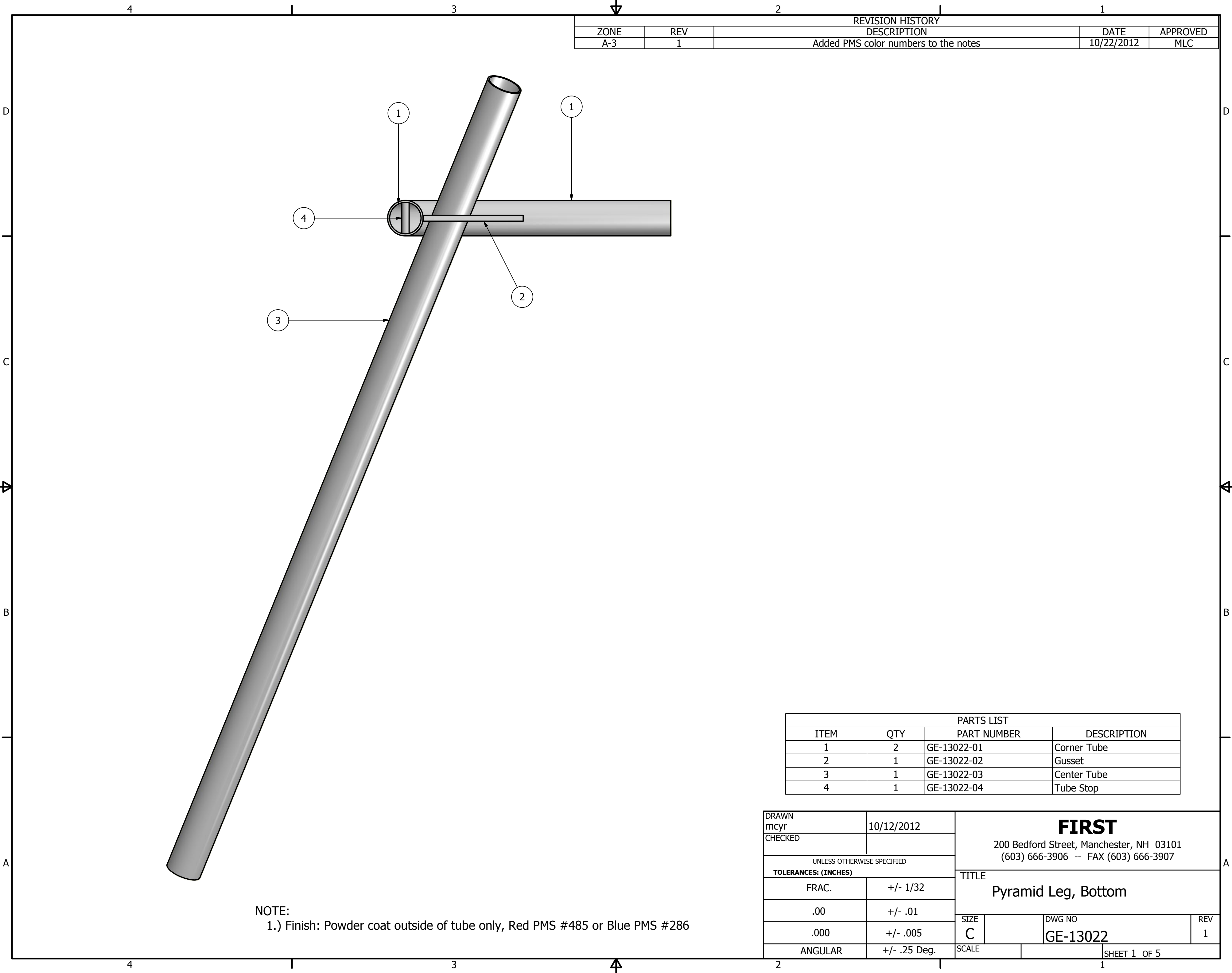
DRAWN mcy CHECKED		10/4/2012	<div><b>FIRST</b></div> <div>200 Bedford Street, Manchester, NH 03101 (603) 666-3906 -- FAX (603) 666-3907</div>			
UNLESS OTHERWISE SPECIFIED <b>TOLERANCES: (INCHES)</b>			<div>TITLE</div> <div>Middle Rung, Pyramid</div>			
FRAC.	+/- 1/32					
.00	+/- .01					
.000	+/- .005					
ANGULAR	+/- .25 Deg.		SIZE C		DWG NO GE-13021	REV 1
			SCALE		SHEET 2 OF 3	



**Item:** 1, GE-13021-01, Horizontal Bar  
**Material:** 1-1/2" x .083" Wall thickness, 1020 DOM Structural steel round tube  
**Scale:** 1/1  
**QTY:** 1

**Item:** 2, GE-13021-02, Insert  
**Material:** 1" Schedule 40, A500 steel tube  
**Scale:** 1/1  
**QTY:** 2

DRAWN mcy		10/4/2012		<div>FIRST</div> <div>200 Bedford Street, Manchester, NH 03101</div> <div>(603) 666-3906 -- FAX (603) 666-3907</div>			
CHECKED							
UNLESS OTHERWISE SPECIFIED				<div>TITLE</div> <div>Middle Rung, Pyramid</div> <div>SIZE</div> <div>C</div> <div>DWG NO</div> <div>GE-13021</div> <div>REV</div> <div>1</div>			
TOLERANCES: (INCHES)							
FRAC.		+/- 1/32					
.00		+/- .01					
.000		+/- .005					
ANGULAR		+/- .25 Deg.		SCALE		SHEET 3 OF 3	

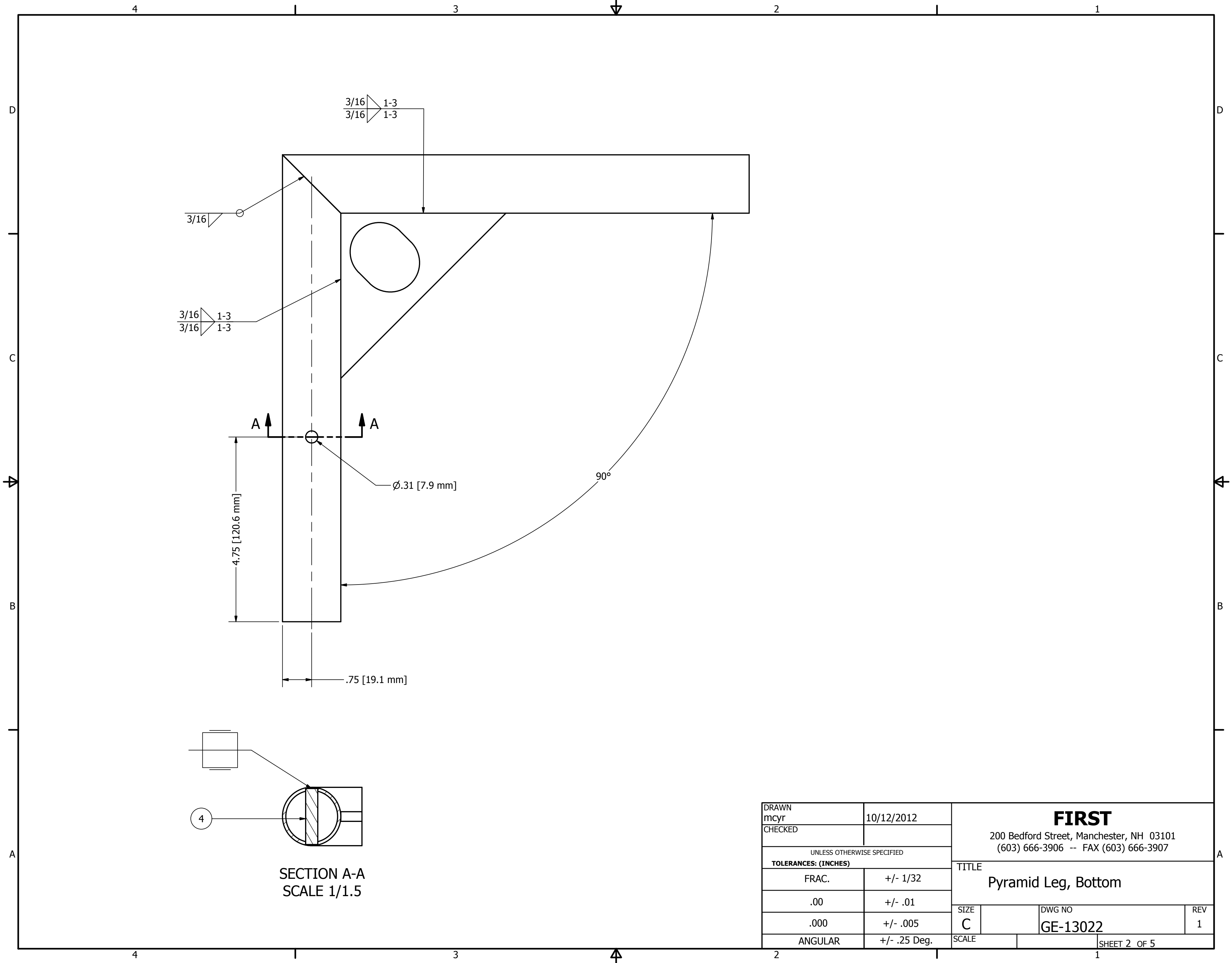


REVISION HISTORY				
ZONE	REV	DESCRIPTION	DATE	APPROVED
A-3	1	Added PMS color numbers to the notes	10/22/2012	MLC

PARTS LIST			
ITEM	QTY	PART NUMBER	DESCRIPTION
1	2	GE-13022-01	Corner Tube
2	1	GE-13022-02	Gusset
3	1	GE-13022-03	Center Tube
4	1	GE-13022-04	Tube Stop

NOTE:  
1.) Finish: Powder coat outside of tube only, Red PMS #485 or Blue PMS #286

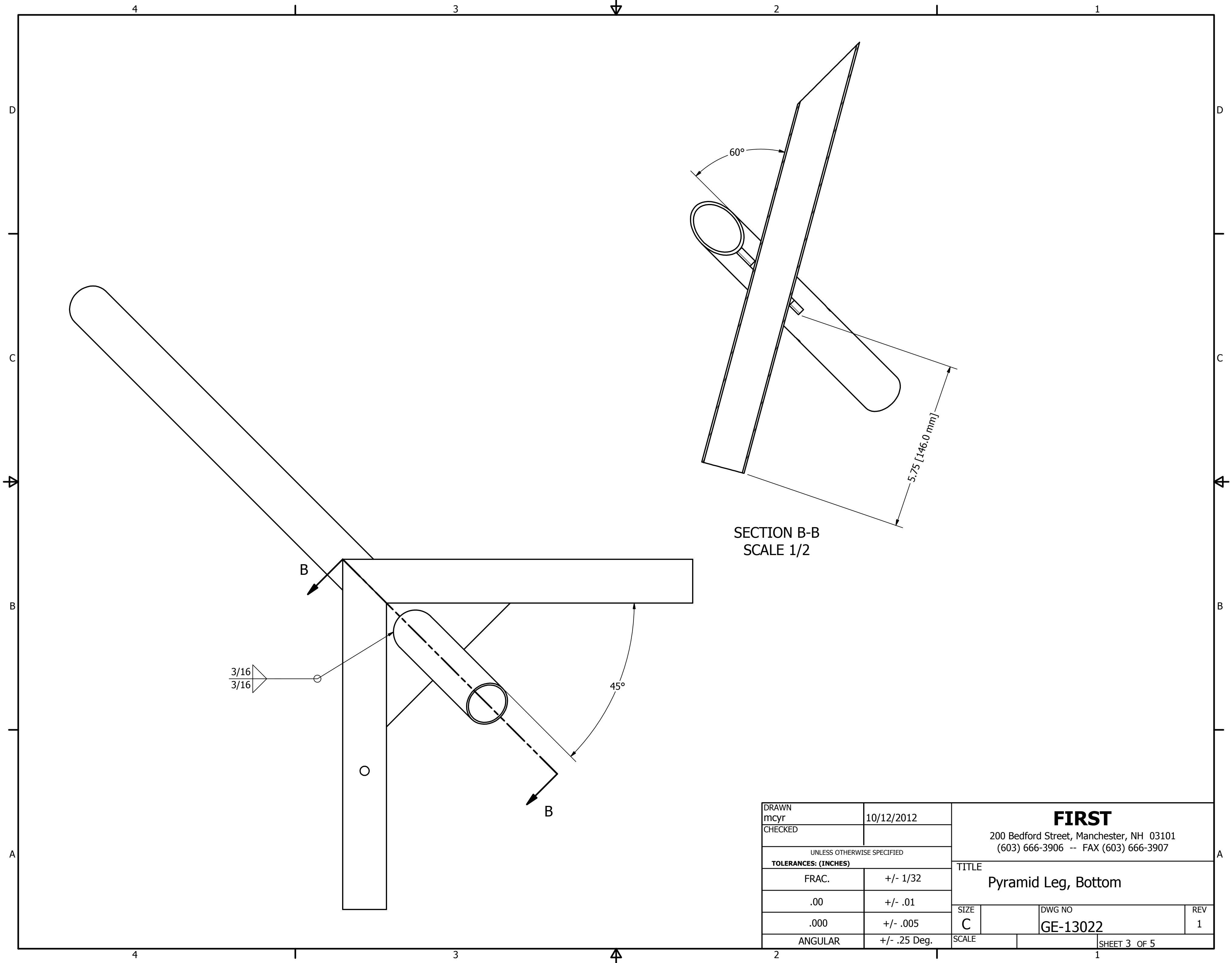
DRAWN mcyr		10/12/2012		<div>FIRST</div> <div>200 Bedford Street, Manchester, NH 03101 (603) 666-3906 -- FAX (603) 666-3907</div>			
CHECKED							
UNLESS OTHERWISE SPECIFIED				<div>TITLE</div> <div>Pyramid Leg, Bottom</div>			
TOLERANCES: (INCHES)							
FRAC.		+/- 1/32					
.00		+/- .01					
.000		+/- .005					
ANGULAR		+/- .25 Deg.		SIZE		DWG NO	REV
				C		GE-13022	1
				SCALE			SHEET 1 OF 5



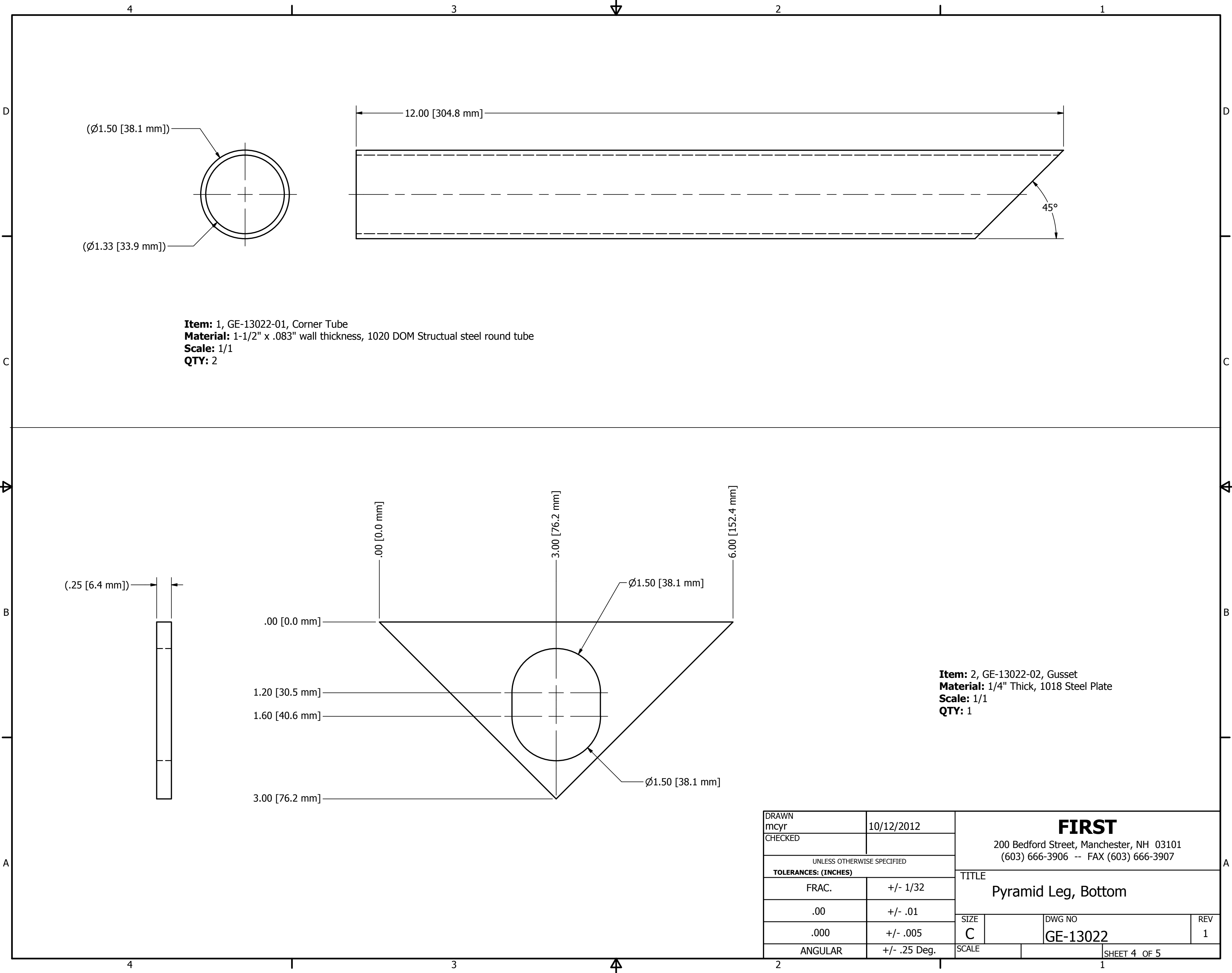
SECTION A-A  
SCALE 1/1.5

DRAWN mcy CHECKED		10/12/2012		<div>FIRST</div> <div>200 Bedford Street, Manchester, NH 03101 (603) 666-3906 -- FAX (603) 666-3907</div>			
UNLESS OTHERWISE SPECIFIED TOLERANCES: (INCHES)				<div>TITLE</div> <div>Pyramid Leg, Bottom</div>			
FRAC.		+/- 1/32					
.00		+/- .01					
.000		+/- .005					
ANGULAR		+/- .25 Deg.		SIZE C	DWG NO GE-13022		REV 1
				SCALE		SHEET 2 OF 5	





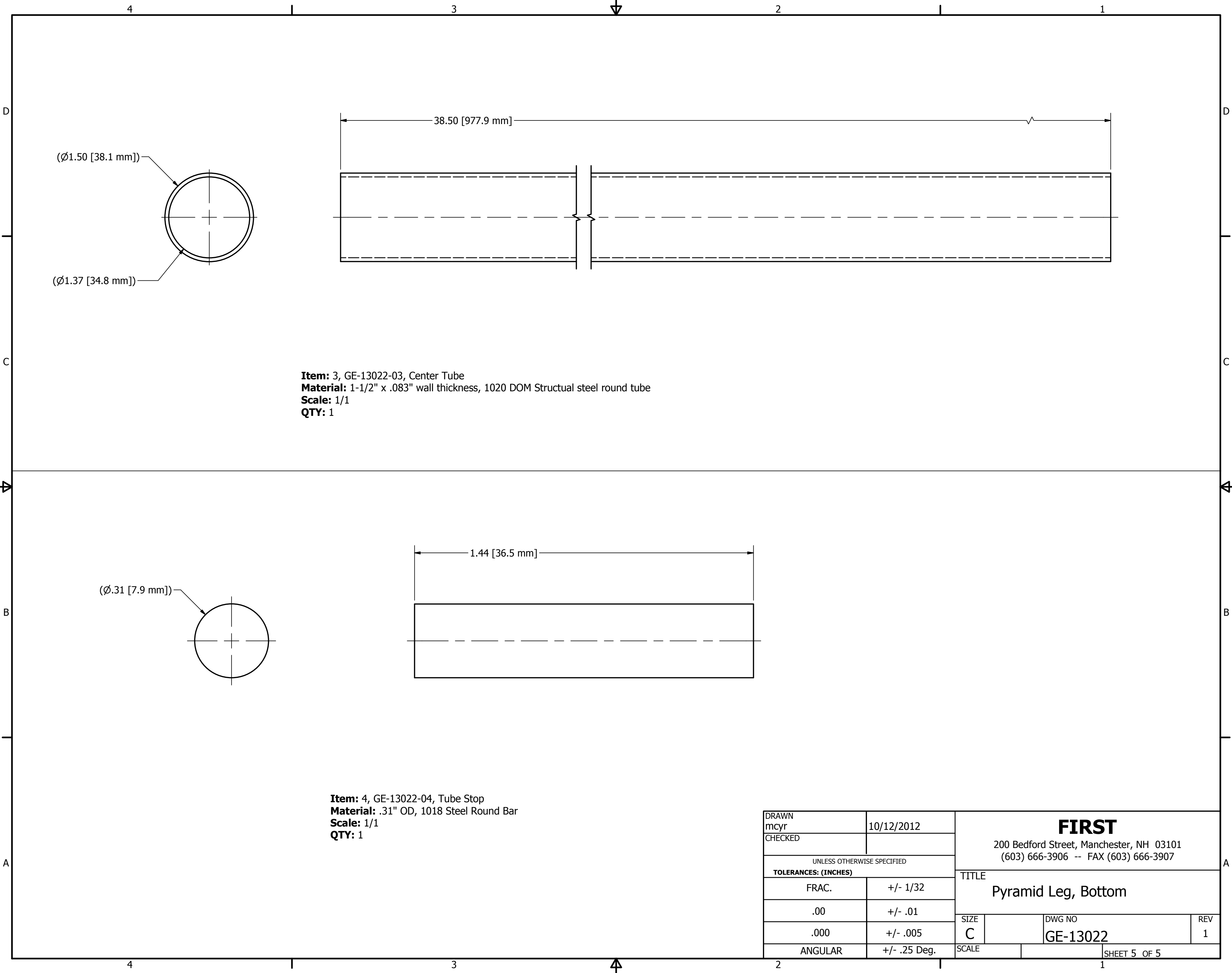
DRAWN mcy CHECKED		10/12/2012		<div><b>FIRST</b></div> <div>200 Bedford Street, Manchester, NH 03101 (603) 666-3906 -- FAX (603) 666-3907</div>			
UNLESS OTHERWISE SPECIFIED				<div>TITLE</div> <div>Pyramid Leg, Bottom</div> <div><div>SIZE</div><div>C</div><div>DWG NO</div><div>GE-13022</div><div>REV</div><div>1</div></div>			
TOLERANCES: (INCHES)							
FRAC.		+/- 1/32					
.00		+/- .01					
.000		+/- .005					
ANGULAR		+/- .25 Deg.		SCALE		SHEET 3 OF 5	



**Item:** 1, GE-13022-01, Corner Tube  
**Material:** 1-1/2" x .083" wall thickness, 1020 DOM Structural steel round tube  
**Scale:** 1/1  
**QTY:** 2

**Item:** 2, GE-13022-02, Gusset  
**Material:** 1/4" Thick, 1018 Steel Plate  
**Scale:** 1/1  
**QTY:** 1

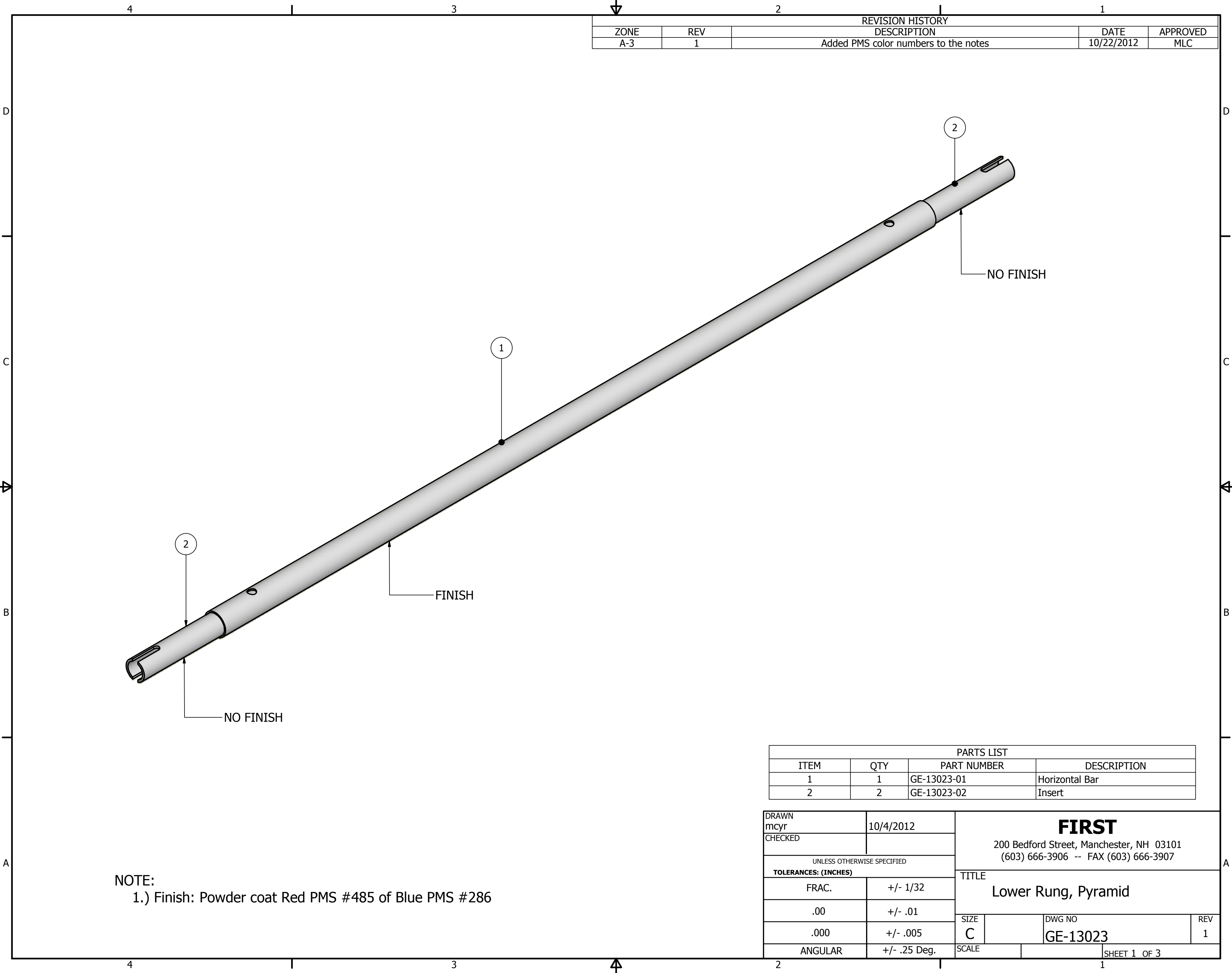
DRAWN mcyр		10/12/2012		<div>FIRST</div> <div>200 Bedford Street, Manchester, NH 03101</div> <div>(603) 666-3906 -- FAX (603) 666-3907</div>			
CHECKED							
UNLESS OTHERWISE SPECIFIED				<div>TITLE</div> <div>Pyramid Leg, Bottom</div> <div><div>SIZE</div><div>C</div><div>DWG NO</div><div>GE-13022</div><div>REV</div><div>1</div></div>			
TOLERANCES: (INCHES)							
FRAC.	+/- 1/32						
.00	+/- .01						
.000	+/- .005						
ANGULAR		+/- .25 Deg.		SCALE			SHEET 4 OF 5



**Item:** 3, GE-13022-03, Center Tube  
**Material:** 1-1/2" x .083" wall thickness, 1020 DOM Structural steel round tube  
**Scale:** 1/1  
**QTY:** 1

**Item:** 4, GE-13022-04, Tube Stop  
**Material:** .31" OD, 1018 Steel Round Bar  
**Scale:** 1/1  
**QTY:** 1

DRAWN mcy CHECKED		10/12/2012		<div><b>FIRST</b></div> <div>200 Bedford Street, Manchester, NH 03101 (603) 666-3906 -- FAX (603) 666-3907</div>			
UNLESS OTHERWISE SPECIFIED				<div>TITLE</div> <div>Pyramid Leg, Bottom</div>			
TOLERANCES: (INCHES)							
FRAC.		+/- 1/32					
.00		+/- .01					
.000		+/- .005					
ANGULAR		+/- .25 Deg.		SIZE		DWG NO	REV
				C		GE-13022	1
				SCALE			SHEET 5 OF 5

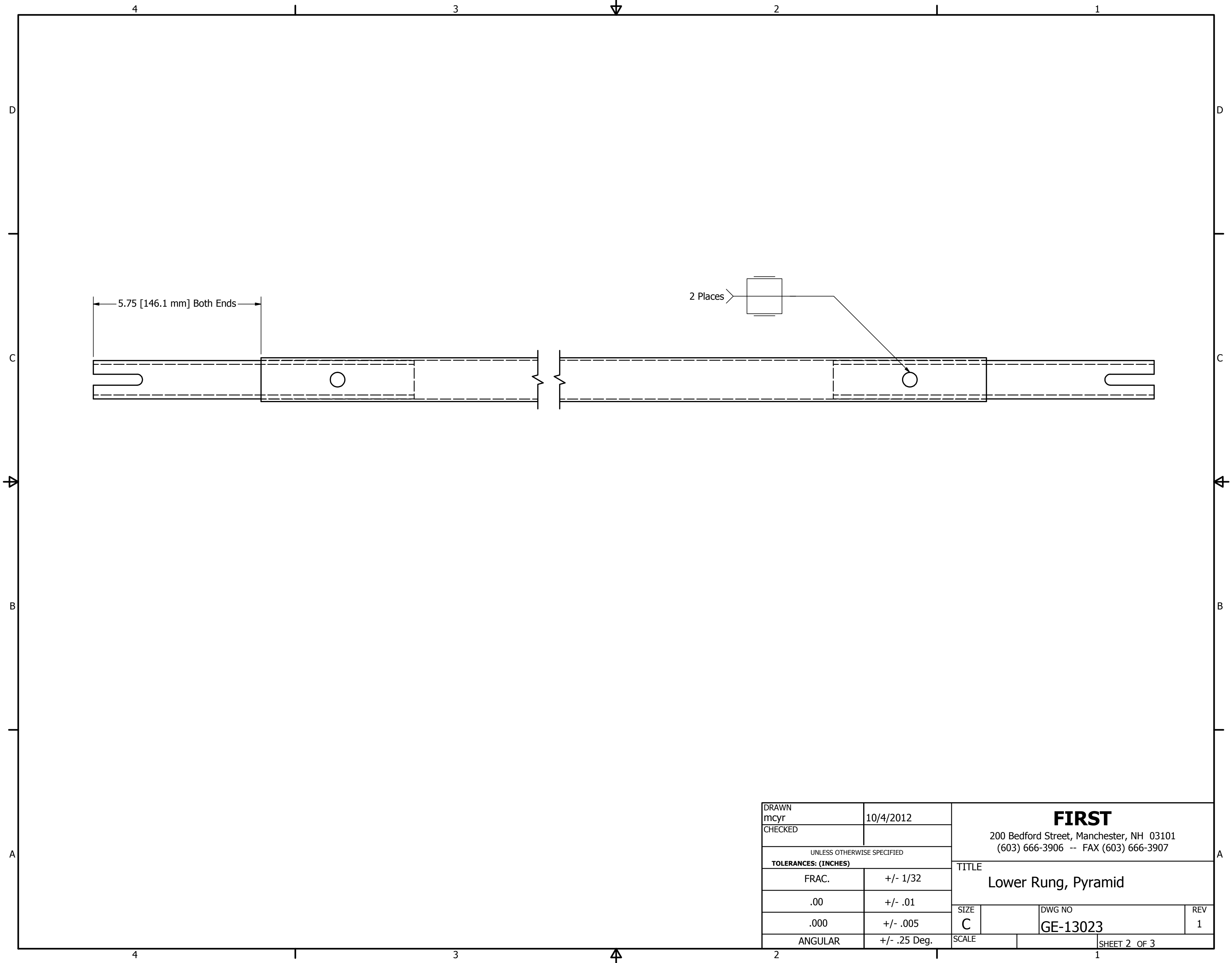


REVISION HISTORY				
ZONE	REV	DESCRIPTION	DATE	APPROVED
A-3	1	Added PMS color numbers to the notes	10/22/2012	MLC

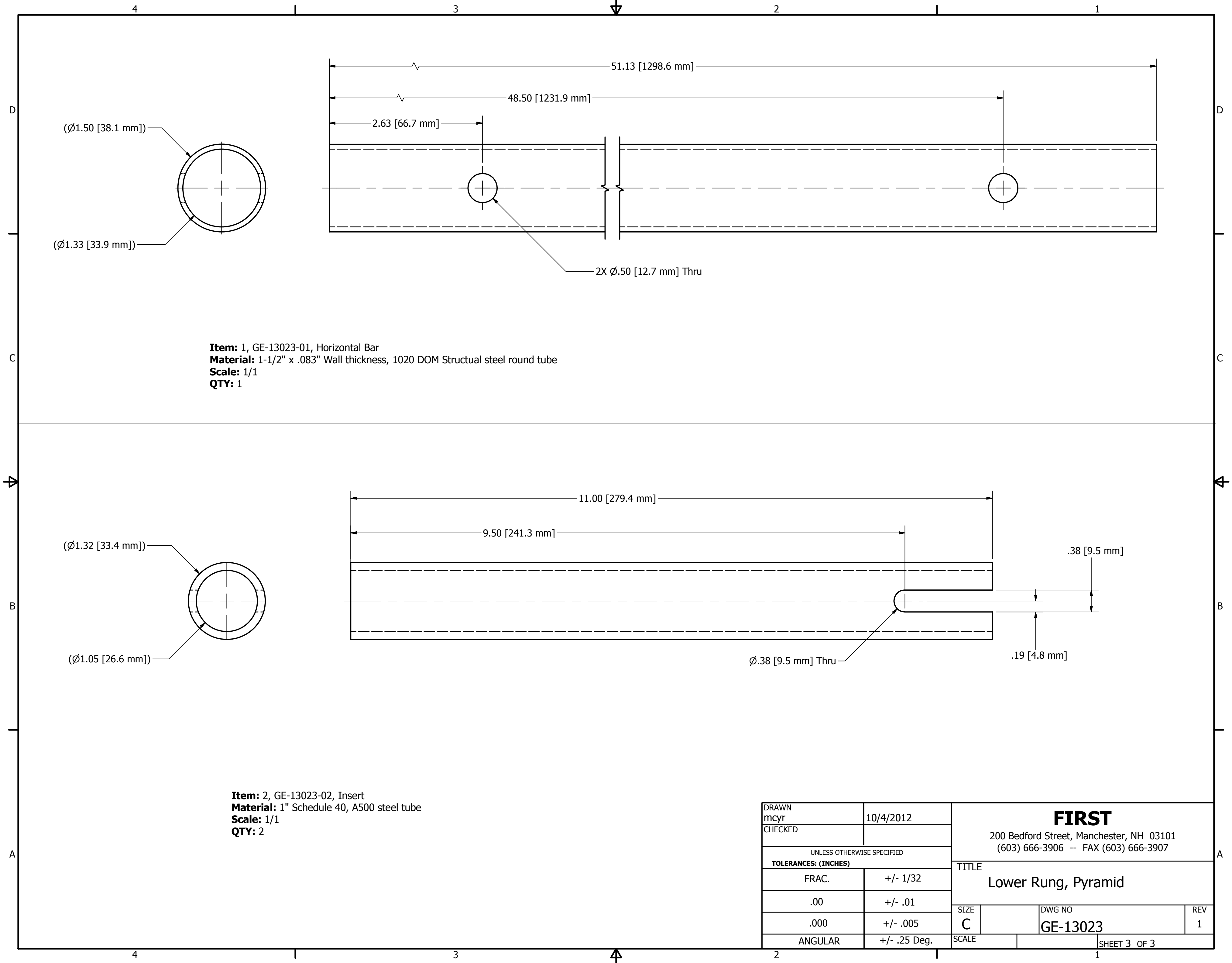
PARTS LIST			
ITEM	QTY	PART NUMBER	DESCRIPTION
1	1	GE-13023-01	Horizontal Bar
2	2	GE-13023-02	Insert

NOTE:  
1.) Finish: Powder coat Red PMS #485 of Blue PMS #286

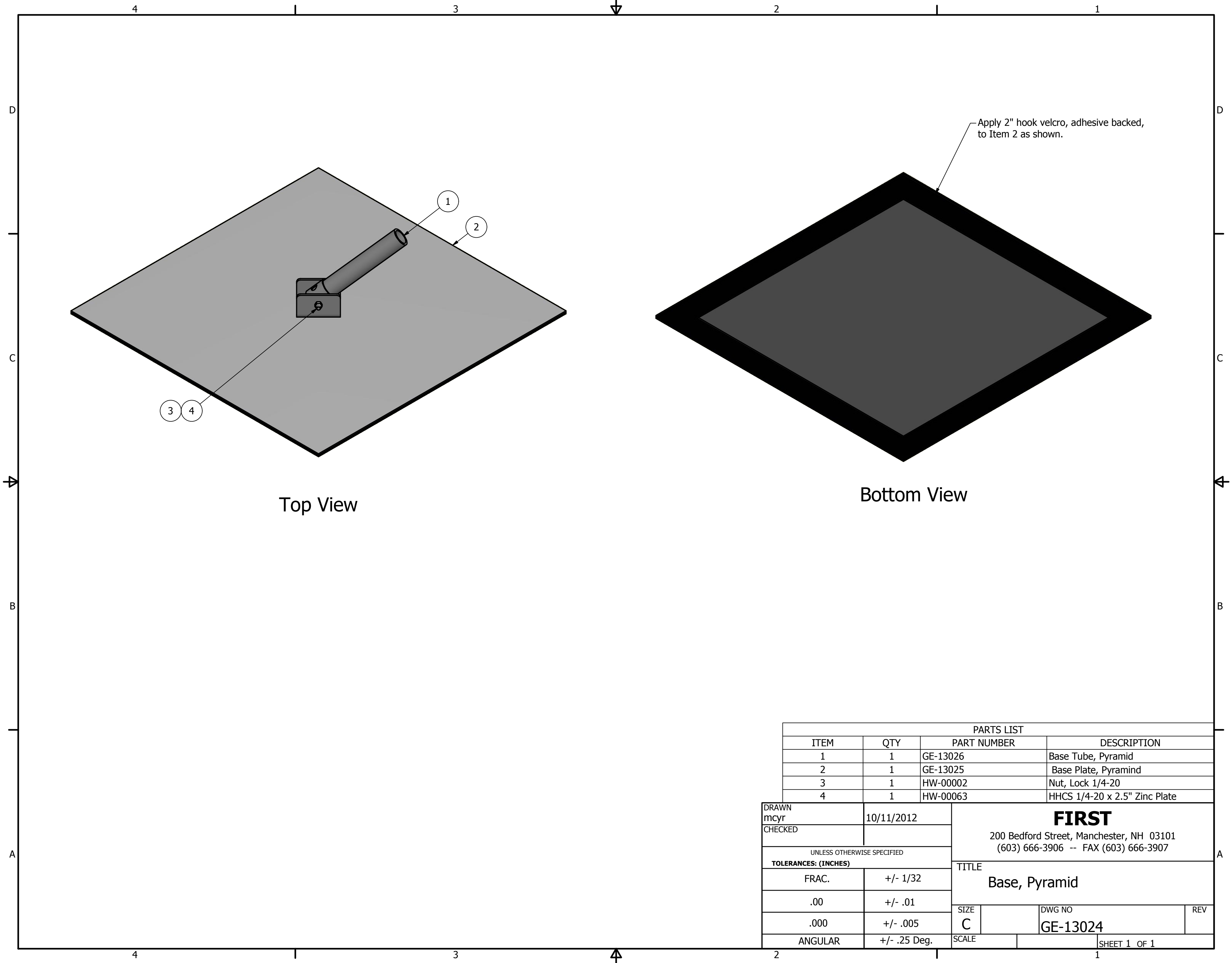
DRAWN mcy CHECKED		10/4/2012		<div>FIRST</div> <div>200 Bedford Street, Manchester, NH 03101 (603) 666-3906 -- FAX (603) 666-3907</div>			
UNLESS OTHERWISE SPECIFIED TOLERANCES: (INCHES)				TITLE <div>Lower Rung, Pyramid</div>			
FRAC.		+/- 1/32					
.00		+/- .01		SIZE C			
.000		+/- .005					
ANGULAR		+/- .25 Deg.		SCALE		DWG NO GE-13023	
						REV 1	
						SHEET 1 OF 3	



DRAWN mcyr		10/4/2012		<div><b>FIRST</b></div> <div>200 Bedford Street, Manchester, NH 03101 (603) 666-3906 -- FAX (603) 666-3907</div>			
CHECKED							
UNLESS OTHERWISE SPECIFIED				<div>TITLE</div> <div>Lower Rung, Pyramid</div>			
TOLERANCES: (INCHES)							
FRAC.		+/- 1/32					
.00		+/- .01					
.000		+/- .005					
ANGULAR		+/- .25 Deg.		SIZE		DWG NO	REV
				C		GE-13023	1
				SCALE		SHEET 2 OF 3	

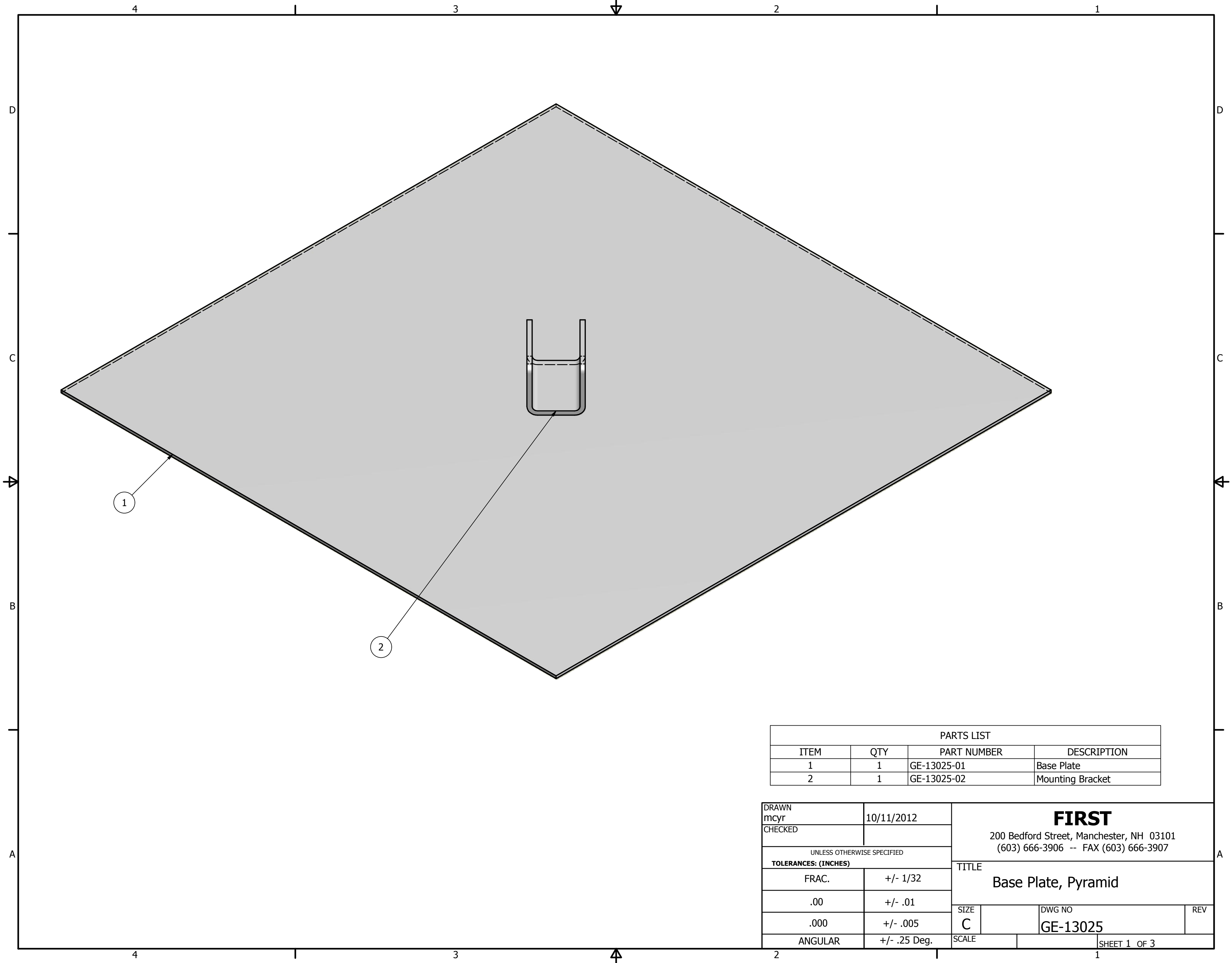


DRAWN mcy		10/4/2012		<div>FIRST</div> <div>200 Bedford Street, Manchester, NH 03101</div> <div>(603) 666-3906 -- FAX (603) 666-3907</div>			
CHECKED							
UNLESS OTHERWISE SPECIFIED				<div>TITLE</div> <div>Lower Rung, Pyramid</div>			
TOLERANCES: (INCHES)							
FRAC.		+/- 1/32					
.00		+/- .01					
.000		+/- .005					
ANGULAR		+/- .25 Deg.		SIZE		DWG NO	REV
				C		GE-13023	1
				SCALE		SHEET 3 OF 3	



PARTS LIST			
ITEM	QTY	PART NUMBER	DESCRIPTION
1	1	GE-13026	Base Tube, Pyramid
2	1	GE-13025	Base Plate, Pyramind
3	1	HW-00002	Nut, Lock 1/4-20
4	1	HW-00063	HHCS 1/4-20 x 2.5" Zinc Plate

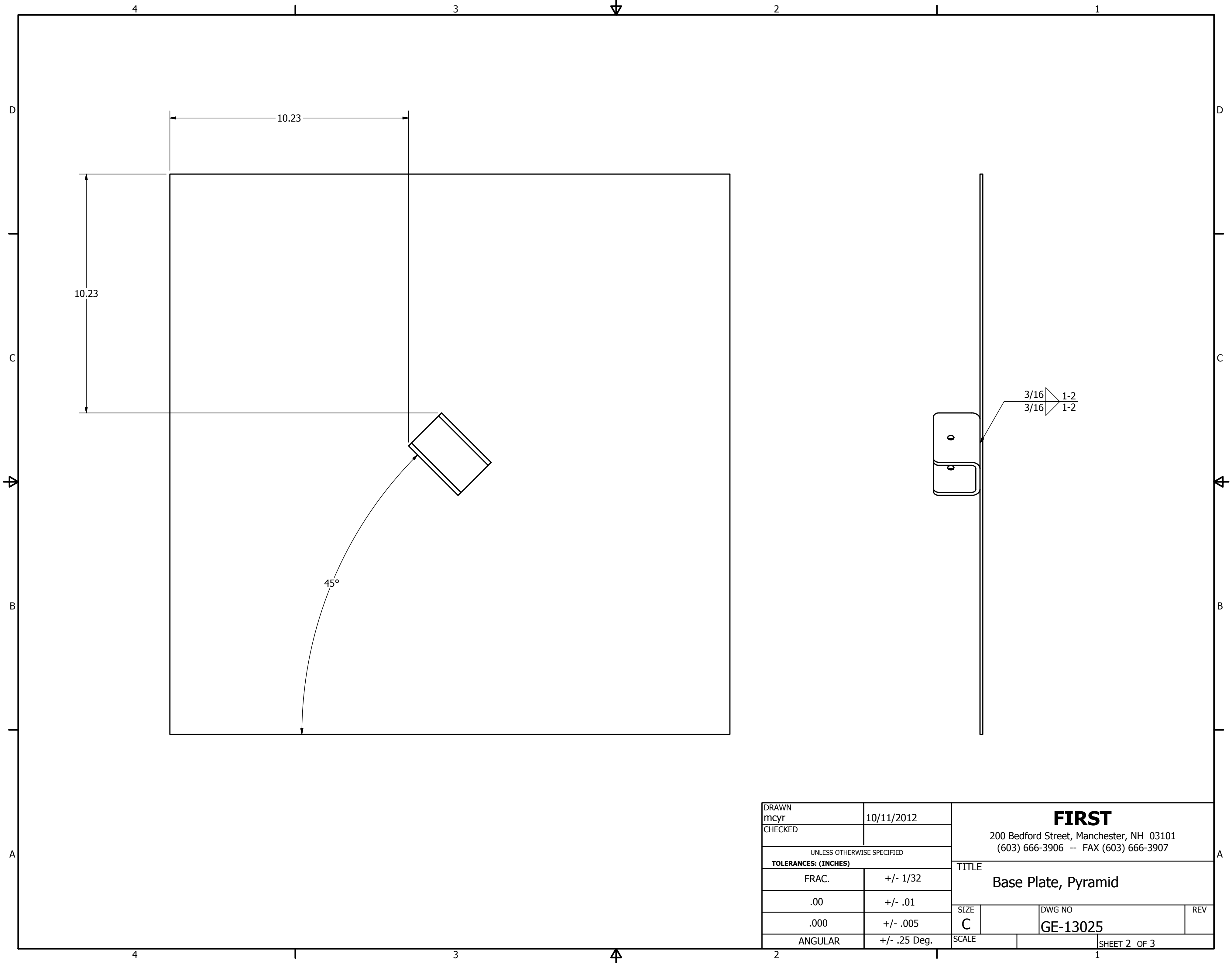
DRAWN mcyr		10/11/2012		<div>FIRST</div> <div>200 Bedford Street, Manchester, NH 03101</div> <div>(603) 666-3906 -- FAX (603) 666-3907</div>			
CHECKED							
UNLESS OTHERWISE SPECIFIED				<div>TITLE</div> <div>Base, Pyramid</div>			
TOLERANCES: (INCHES)							
FRAC.		+/- 1/32					
.00		+/- .01					
.000		+/- .005		SIZE	DWG NO		REV
ANGULAR		+/- .25 Deg.		C	GE-13024		
				SCALE		SHEET 1 OF 1	



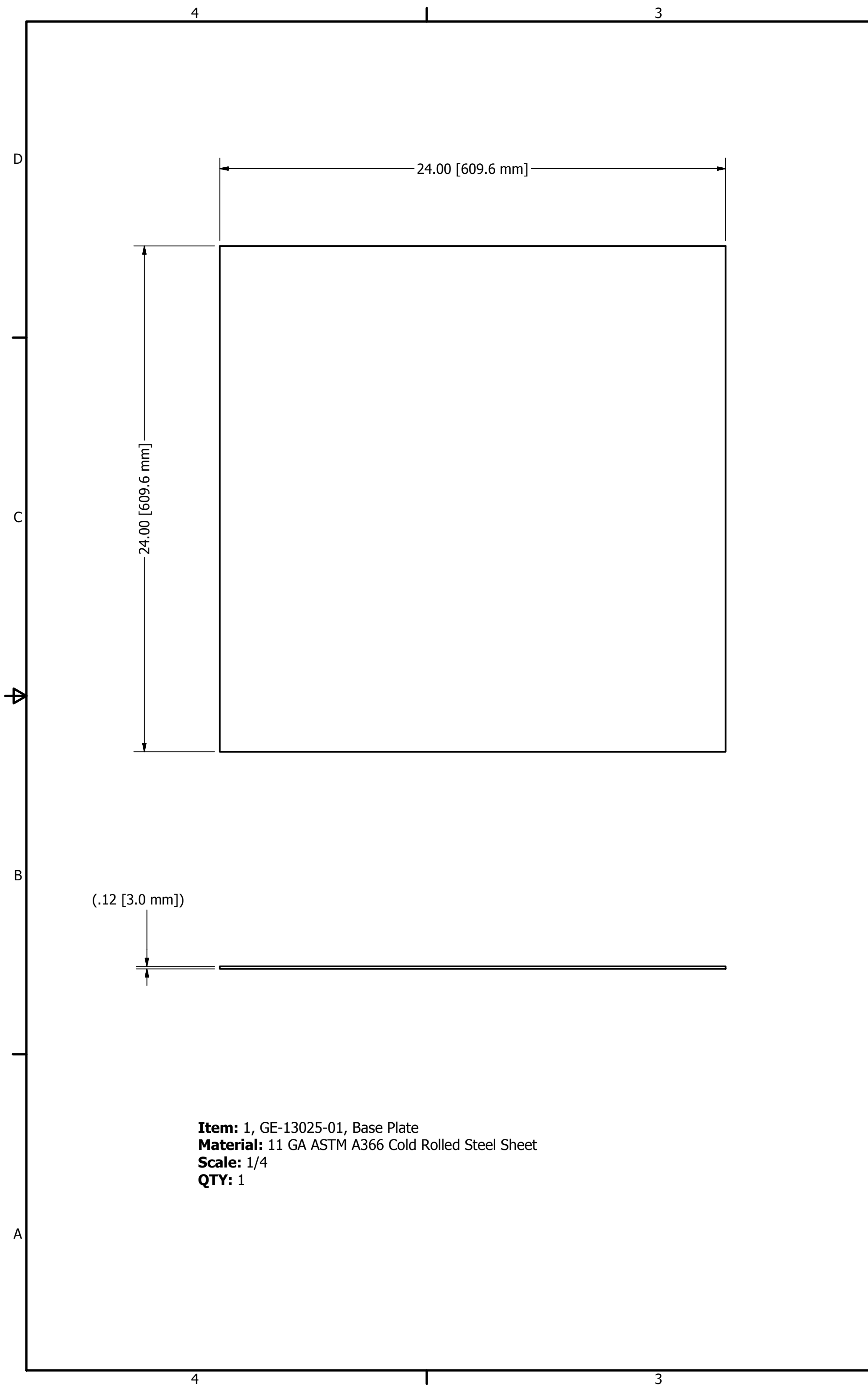
PARTS LIST			
ITEM	QTY	PART NUMBER	DESCRIPTION
1	1	GE-13025-01	Base Plate
2	1	GE-13025-02	Mounting Bracket

DRAWN mcyr		10/11/2012		<div>FIRST</div> <div>200 Bedford Street, Manchester, NH 03101 (603) 666-3906 -- FAX (603) 666-3907</div>			
CHECKED							
UNLESS OTHERWISE SPECIFIED				<div>TITLE</div> <div>Base Plate, Pyramid</div>			
TOLERANCES: (INCHES)							
FRAC.		+/- 1/32					
.00		+/- .01					
.000		+/- .005					
ANGULAR		+/- .25 Deg.		SIZE		DWG NO	REV
				C		GE-13025	
SCALE						SHEET 1 OF 3	

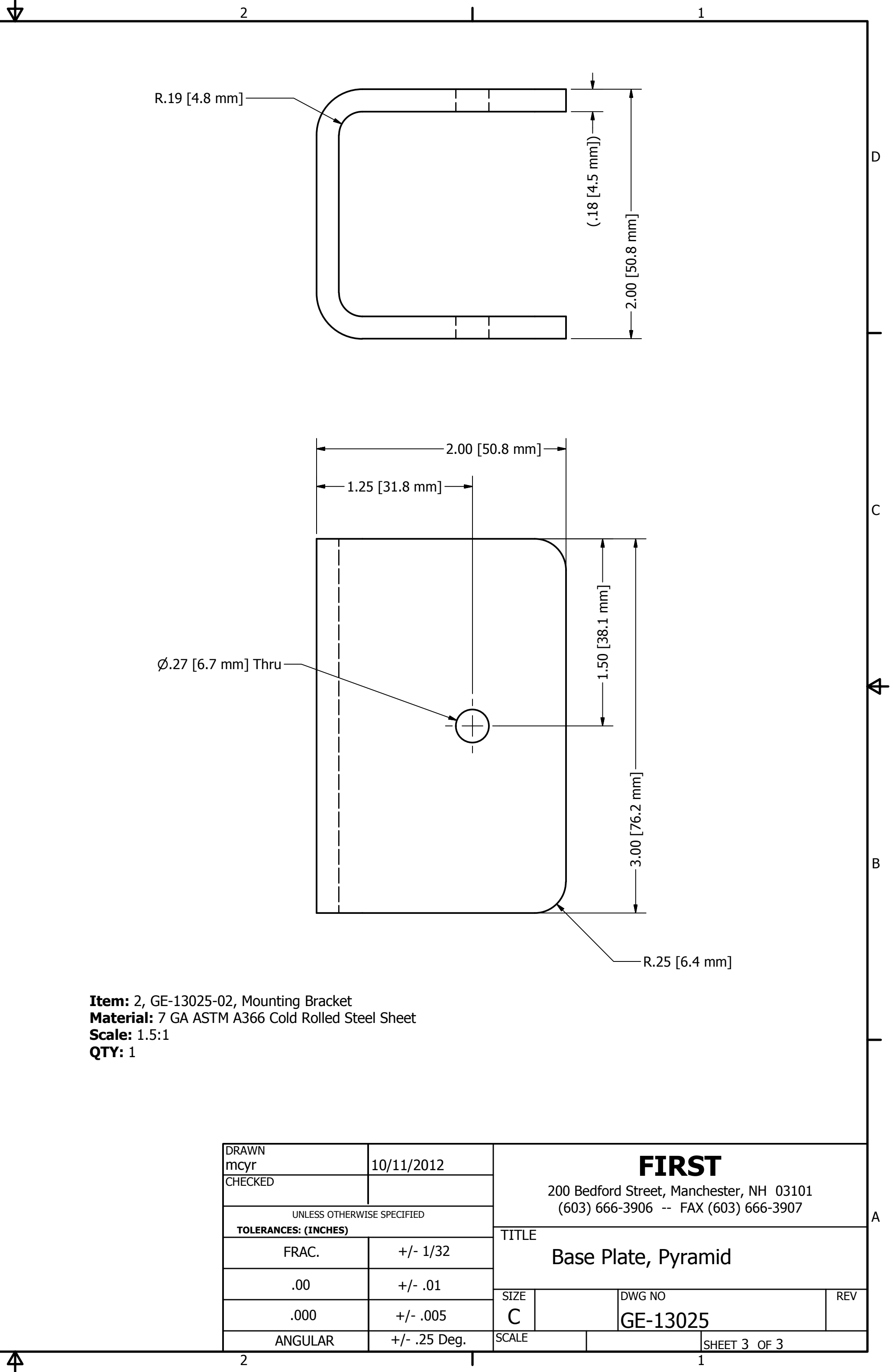




DRAWN mcyr		10/11/2012		<div>FIRST</div> <div>200 Bedford Street, Manchester, NH 03101 (603) 666-3906 -- FAX (603) 666-3907</div>			
CHECKED							
UNLESS OTHERWISE SPECIFIED				<div>TITLE</div> <div>Base Plate, Pyramid</div>			
TOLERANCES: (INCHES)							
FRAC.		+/- 1/32					
.00		+/- .01					
.000		+/- .005					
ANGULAR		+/- .25 Deg.		SIZE		DWG NO	REV
				C		GE-13025	
				SCALE			SHEET 2 OF 3

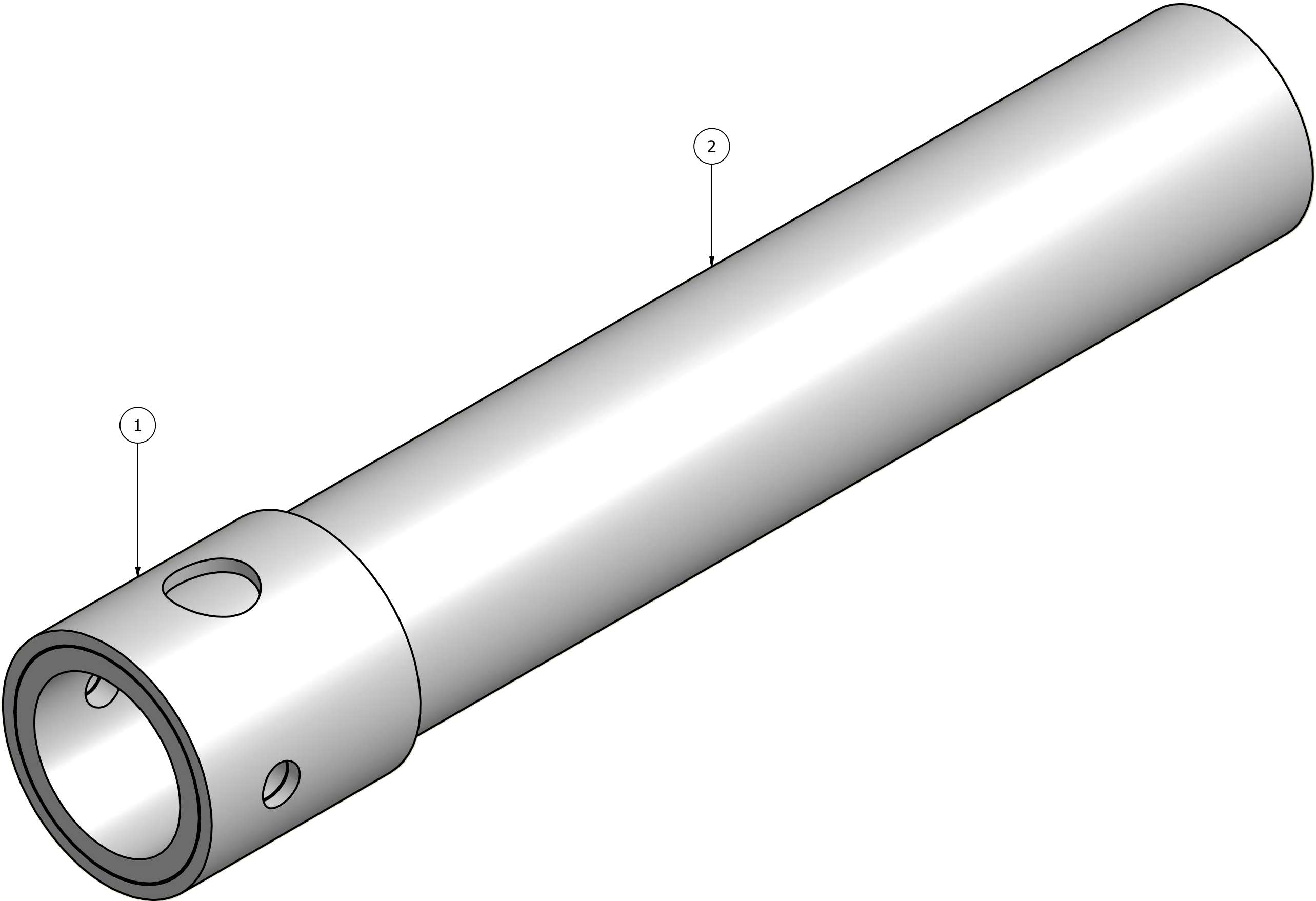


**Item:** 1, GE-13025-01, Base Plate  
**Material:** 11 GA ASTM A366 Cold Rolled Steel Sheet  
**Scale:** 1/4  
**QTY:** 1



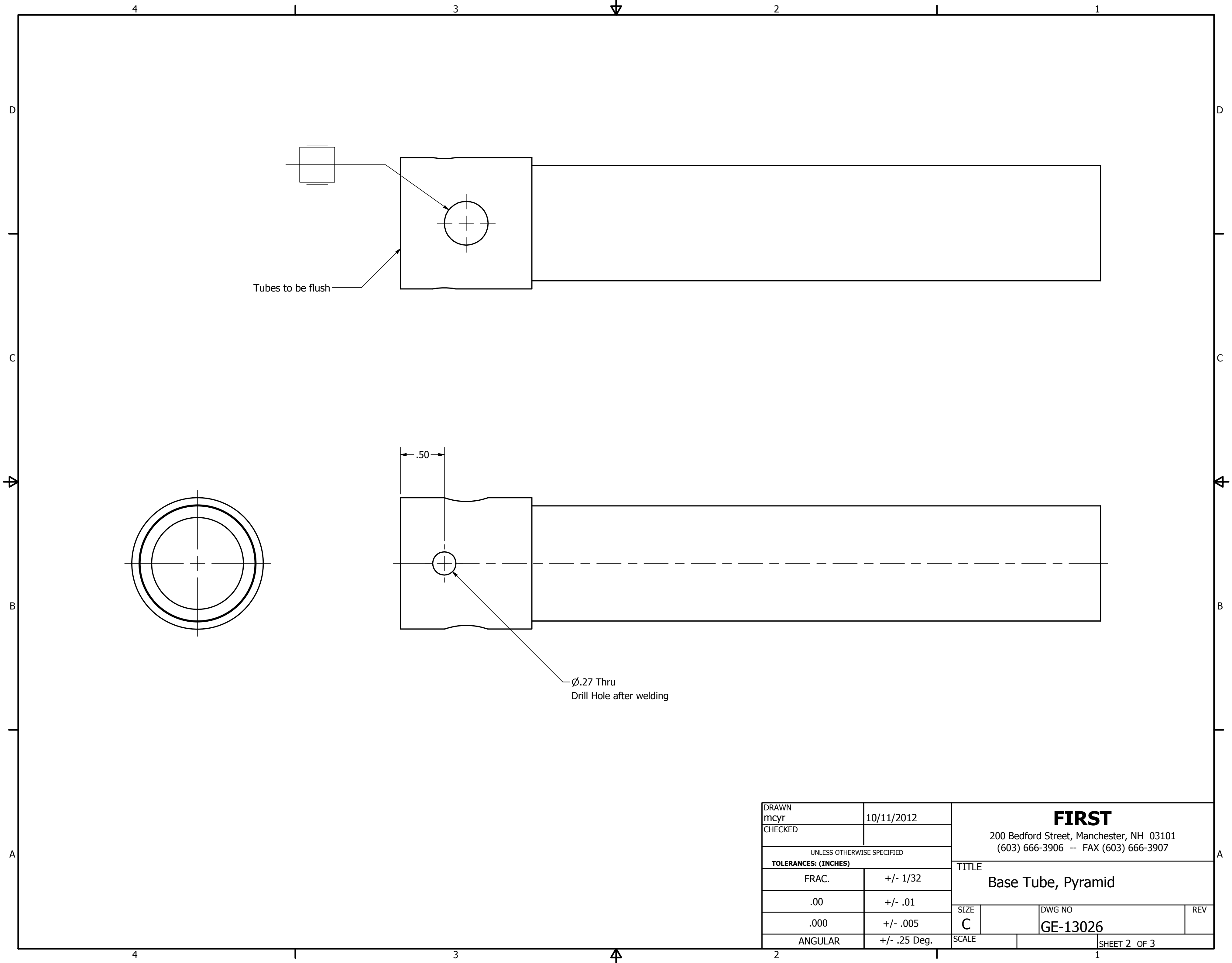
**Item:** 2, GE-13025-02, Mounting Bracket  
**Material:** 7 GA ASTM A366 Cold Rolled Steel Sheet  
**Scale:** 1.5:1  
**QTY:** 1

DRAWN mcy		10/11/2012		<div><b>FIRST</b></div> <div>200 Bedford Street, Manchester, NH 03101 (603) 666-3906 -- FAX (603) 666-3907</div>			
CHECKED							
UNLESS OTHERWISE SPECIFIED				<div>TITLE</div> <div>Base Plate, Pyramid</div>			
TOLERANCES: (INCHES)							
FRAC.		+/- 1/32					
.00		+/- .01					
.000		+/- .005					
ANGULAR		+/- .25 Deg.		SIZE		DWG NO	REV
				C		GE-13025	
				SCALE			SHEET 3 OF 3

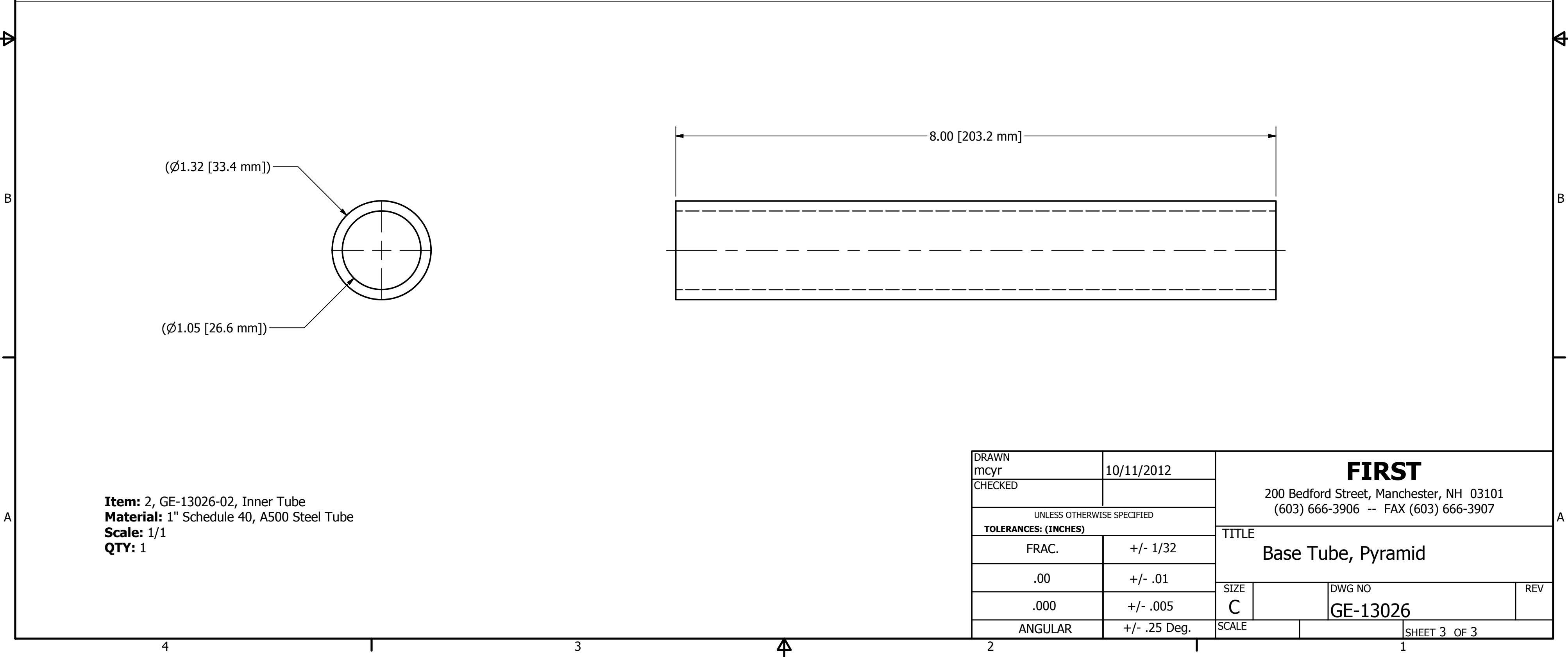
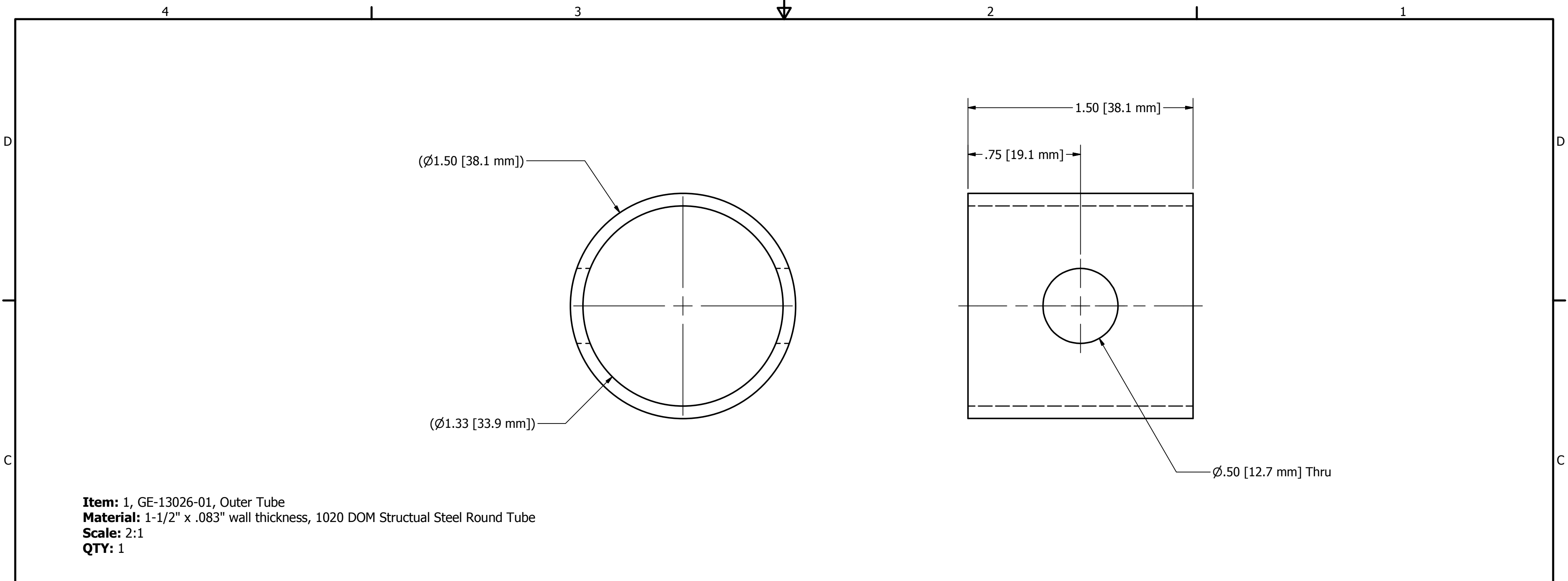


PARTS LIST			
ITEM	QTY	PART NUMBER	DESCRIPTION
1	1	GE-13026-01	Outer Tube
2	1	GE-13026-02	Inner Tube

DRAWN mcyr		10/11/2012		<div>FIRST</div> <div>200 Bedford Street, Manchester, NH 03101 (603) 666-3906 -- FAX (603) 666-3907</div>			
CHECKED							
UNLESS OTHERWISE SPECIFIED				<div>TITLE</div> <div>Base Tube, Pyramid</div> <div>SIZE<div>C</div>DWG NO<div>GE-13026</div>REV</div>			
TOLERANCES: (INCHES)							
FRAC.		+/- 1/32					
.00		+/- .01					
.000		+/- .005					
ANGULAR		+/- .25 Deg.		SCALE		SHEET 1 OF 3	

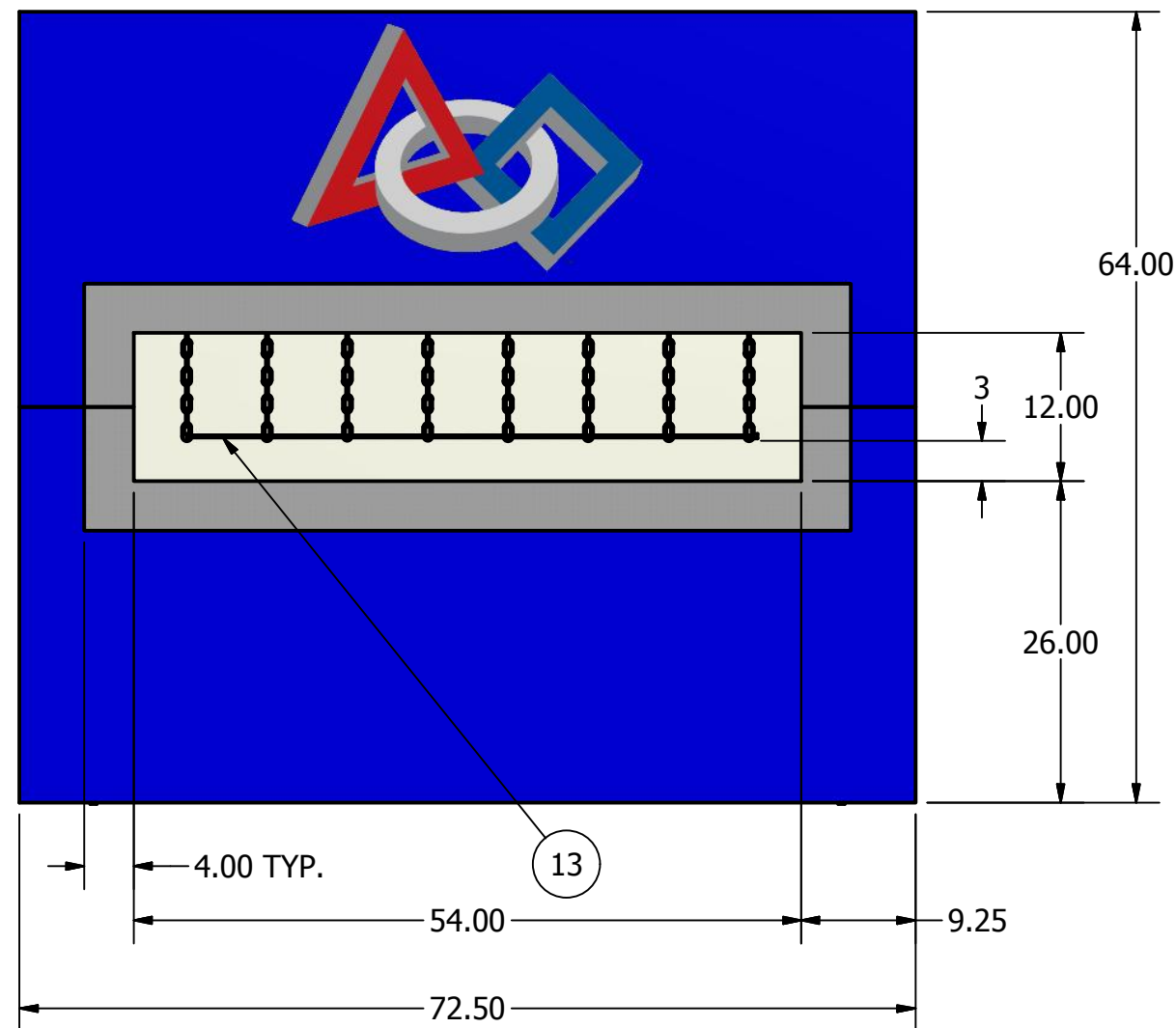
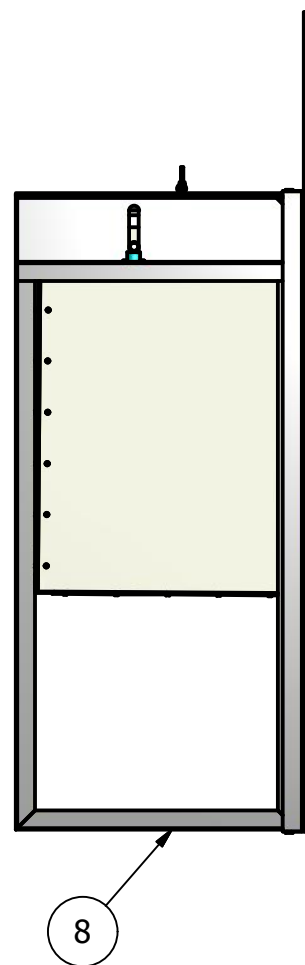
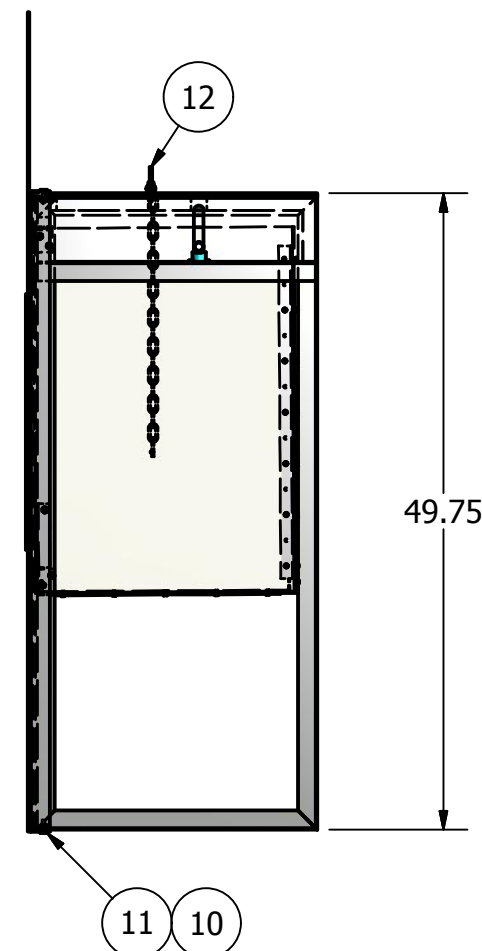
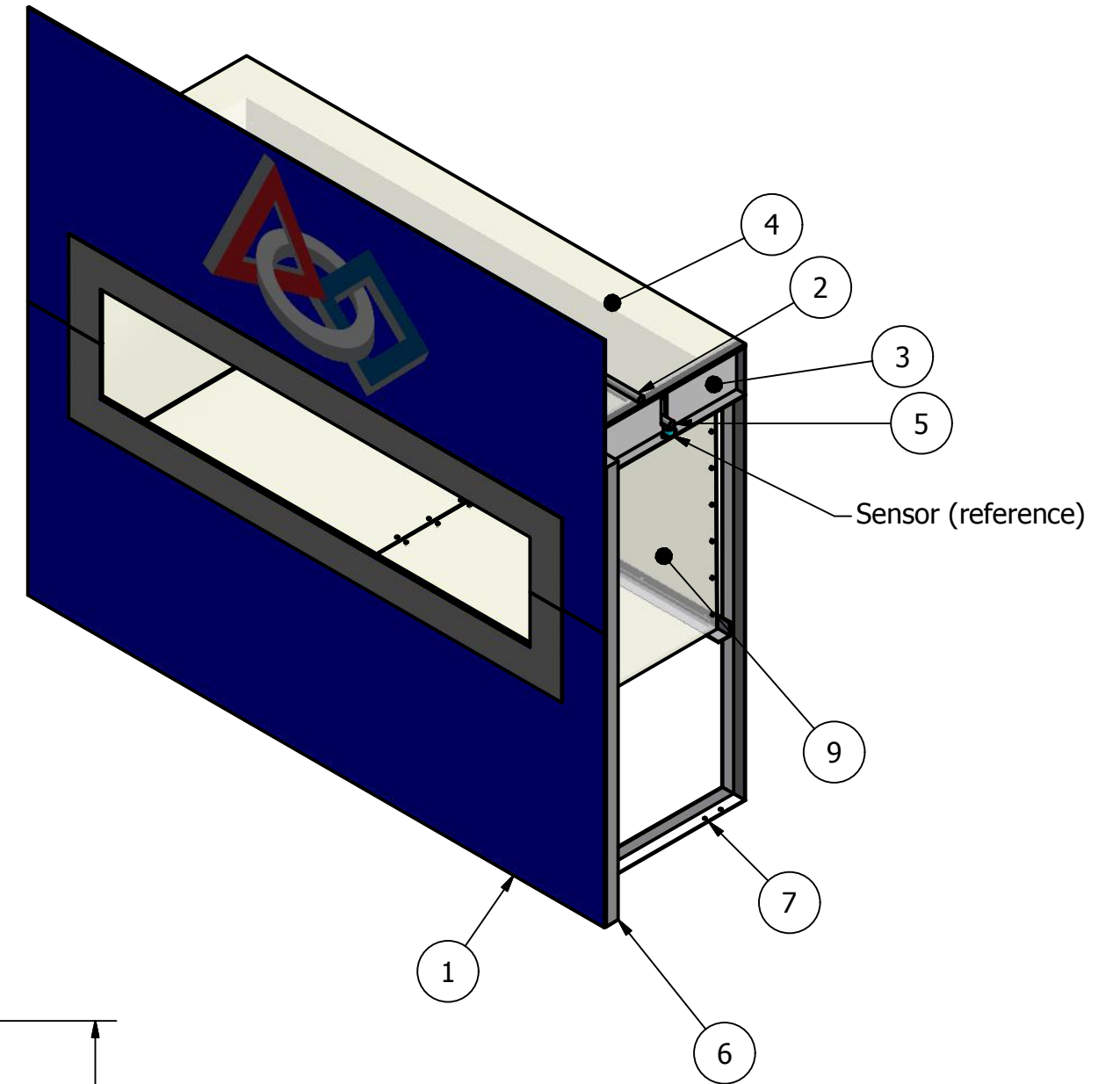
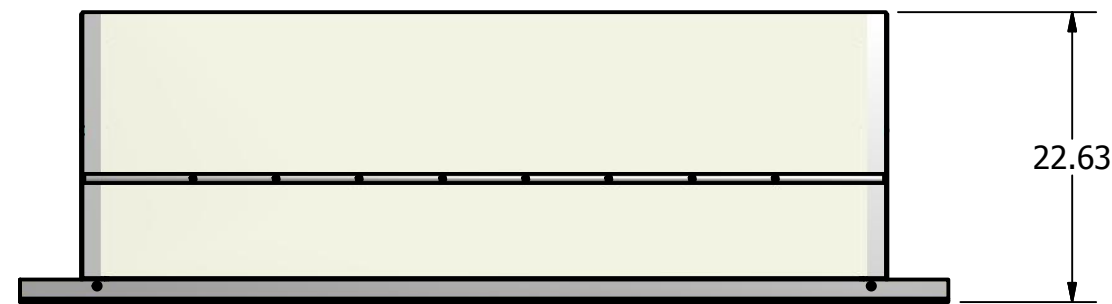


DRAWN mcyr		10/11/2012		<div>FIRST</div> <div>200 Bedford Street, Manchester, NH 03101 (603) 666-3906 -- FAX (603) 666-3907</div>			
CHECKED							
UNLESS OTHERWISE SPECIFIED				<div>TITLE</div> <div>Base Tube, Pyramid</div>			
TOLERANCES: (INCHES)							
FRAC.		+/- 1/32					
.00		+/- .01					
.000		+/- .005					
ANGULAR		+/- .25 Deg.		SIZE		DWG NO	REV
				C		GE-13026	
				SCALE			SHEET 2 OF 3



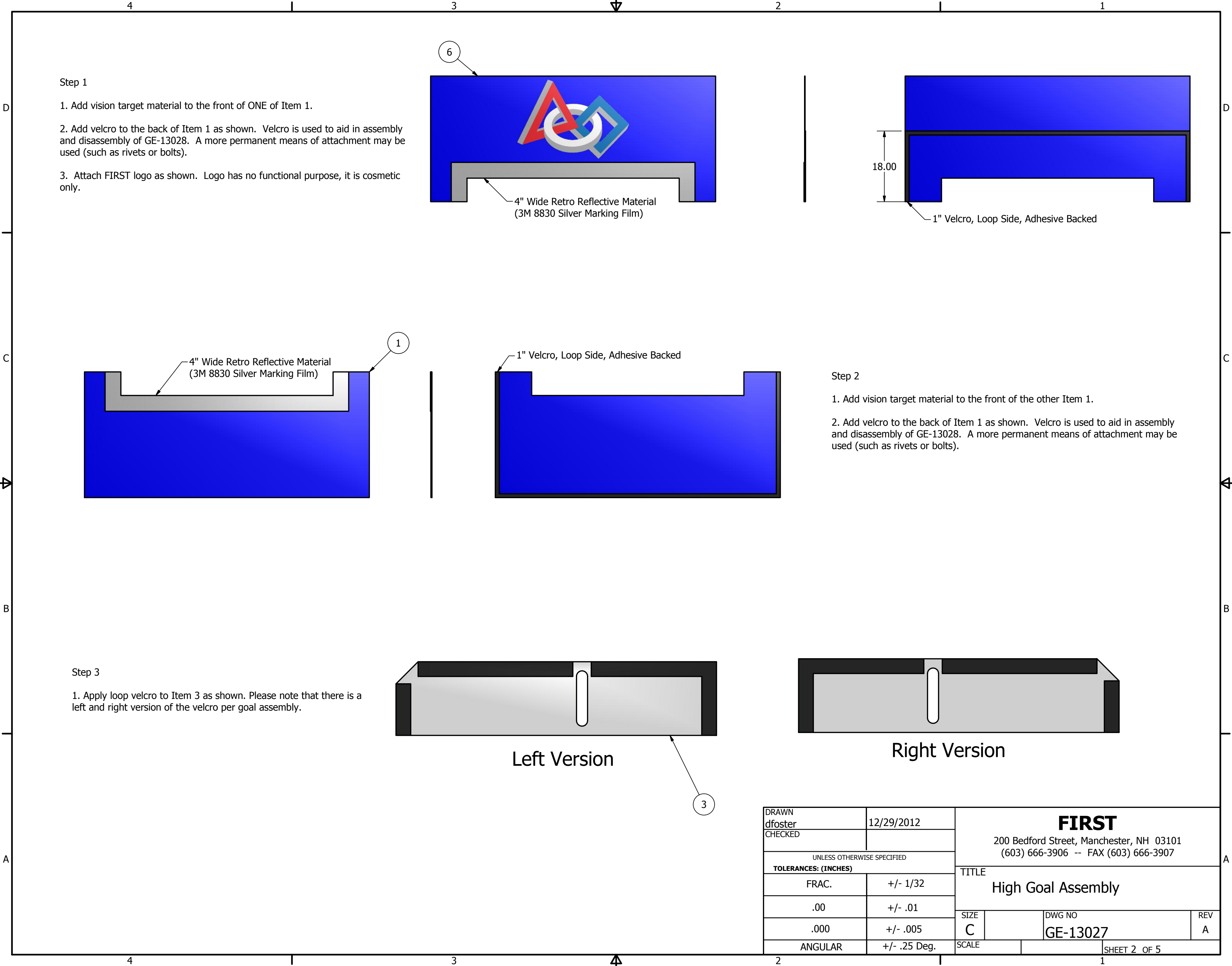
DRAWN mcyr		10/11/2012		<div>FIRST</div> <div>200 Bedford Street, Manchester, NH 03101 (603) 666-3906 -- FAX (603) 666-3907</div>			
CHECKED							
UNLESS OTHERWISE SPECIFIED TOLERANCES: (INCHES)				<div>TITLE</div> <div>Base Tube, Pyramid</div>			
FRAC.		+/- 1/32					
.00		+/- .01					
.000		+/- .005					
ANGULAR		+/- .25 Deg.		SIZE		DWG NO	REV
				C		GE-13026	
				SCALE			SHEET 3 OF 3

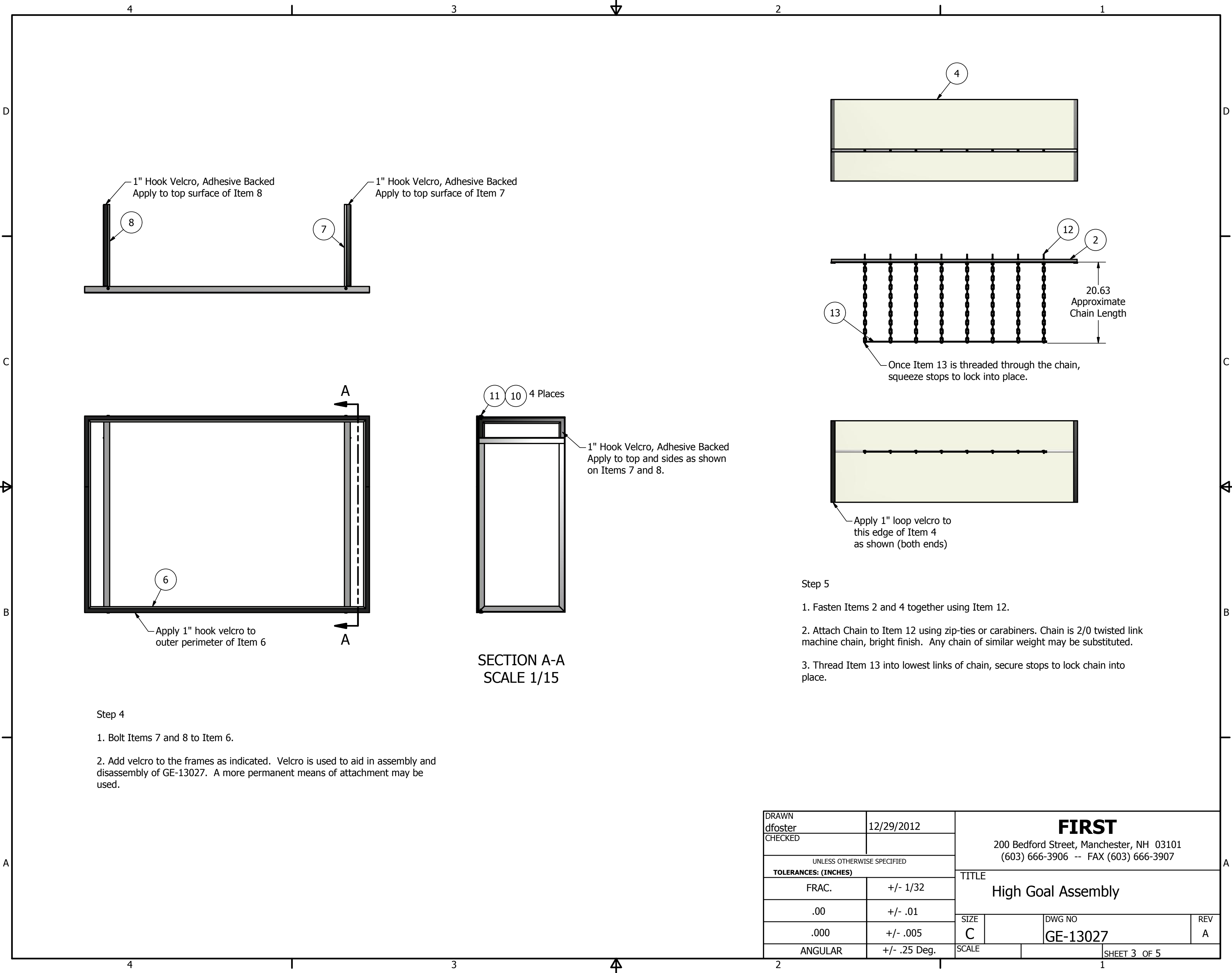
REVISION HISTORY				
ZONE	REV	DESCRIPTION	DATE	APPROVED
A-2	A	Added Item 13	2/22/2013	DAF



PARTS LIST			
ITEM	QTY	PART NUMBER	DESCRIPTION
1	2	GE-13013	Center Goal Plastic
2	1	GE-13029	Chain Hanger
3	2	GE-13030	Slot Plate
4	1	GE-13031	Roof, Goal
5	1	GE-13064	Basket Pole
6	1	GE-13065	Front Frame, High Goal
7	1	GE-13066	Side Frame 1, High Goal
8	1	GE-13067	Side Frame 2, High Goal
9	1	GE-13078	High Goal Basket Assembly
10	4	HW-00002	Nut, Lock 1/4-20
11	4	HW-00074	FHCS 1/4-20 x 1"
12	8	HW-00075	Eye Bolt, 10-32 x 2"L
13	1	GE-13089	Cable Assembly

DRAWN dfoster		12/29/2012		<b>FIRST</b> 200 Bedford Street, Manchester, NH 03101 (603) 666-3906 -- FAX (603) 666-3907	
CHECKED					
UNLESS OTHERWISE SPECIFIED <b>TOLERANCES: (INCHES)</b>					
FRAC.	+/- 1/32		TITLE <b>High Goal Assembly</b>		
.00	+/- .01				
.000	+/- .005				
ANGULAR	+/- .25 Deg.		SIZE <b>C</b>	DWG NO <b>GE-13027</b>	REV <b>A</b>
SCALE			SHEET 1 OF 5		





Step 4

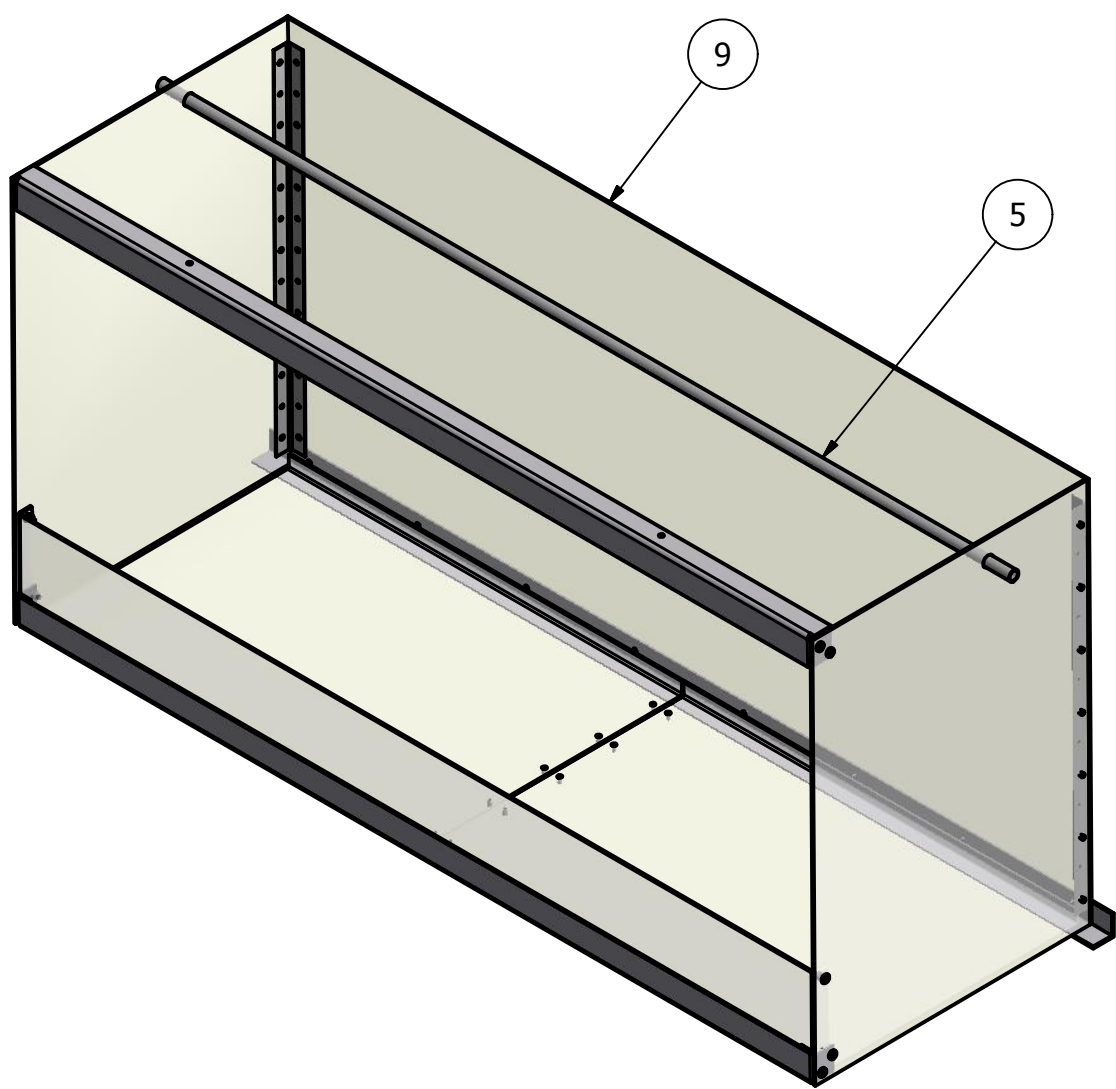
1. Bolt Items 7 and 8 to Item 6.
2. Add velcro to the frames as indicated. Velcro is used to aid in assembly and disassembly of GE-13027. A more permanent means of attachment may be used.

Step 5

1. Fasten Items 2 and 4 together using Item 12.
2. Attach Chain to Item 12 using zip-ties or carabiners. Chain is 2/0 twisted link machine chain, bright finish. Any chain of similar weight may be substituted.
3. Thread Item 13 into lowest links of chain, secure stops to lock chain into place.

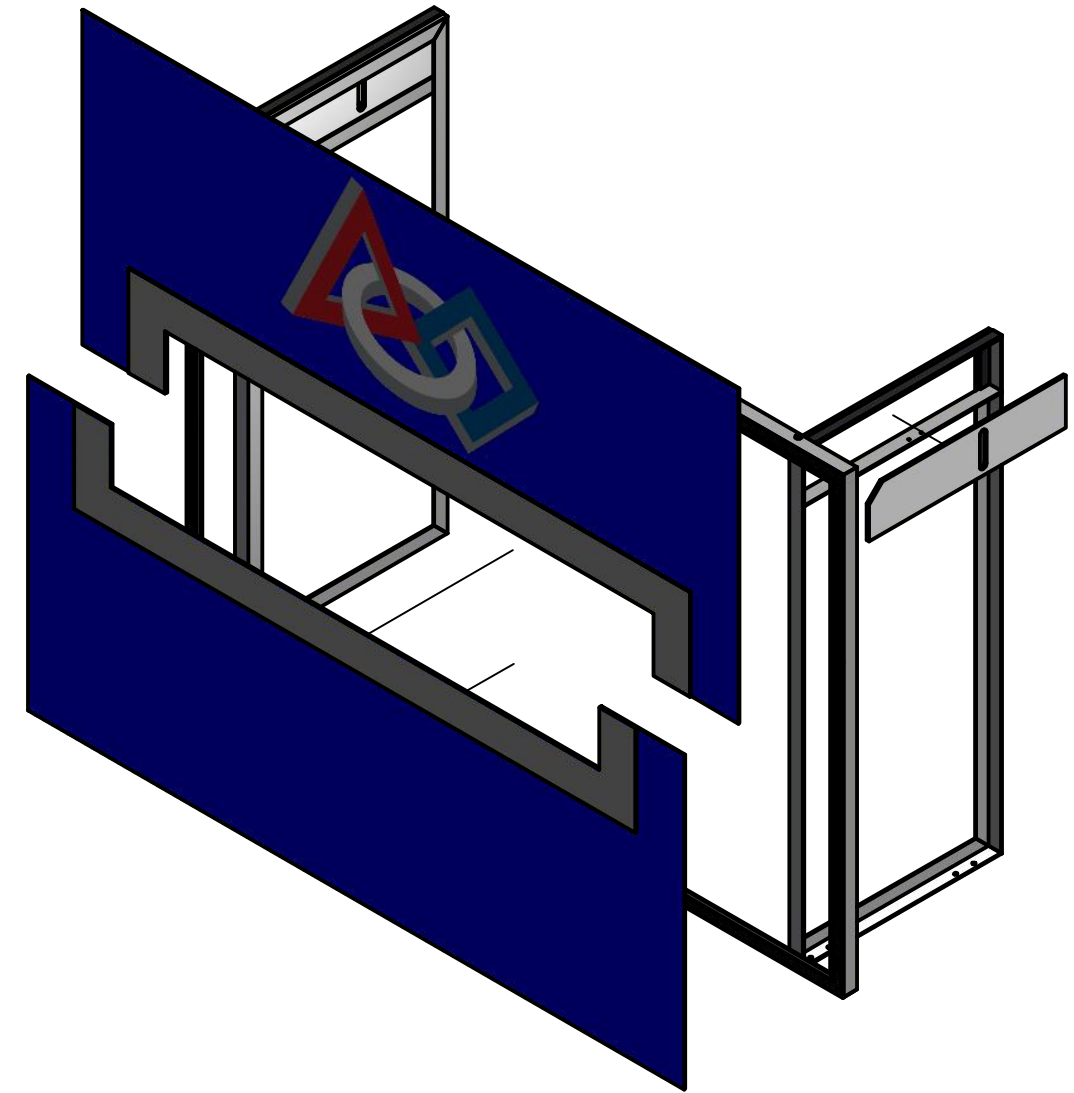
DRAWN dfoster		12/29/2012		<div>FIRST</div> <div>200 Bedford Street, Manchester, NH 03101</div> <div>(603) 666-3906 -- FAX (603) 666-3907</div>			
CHECKED							
UNLESS OTHERWISE SPECIFIED				<div>TITLE</div> <div>High Goal Assembly</div>			
TOLERANCES: (INCHES)							
FRAC.		+/- 1/32					
.00		+/- .01					
.000		+/- .005					
ANGULAR		+/- .25 Deg.		SIZE		DWG NO	REV
				C		GE-13027	A
				SCALE		SHEET 3 OF 5	





Step 6

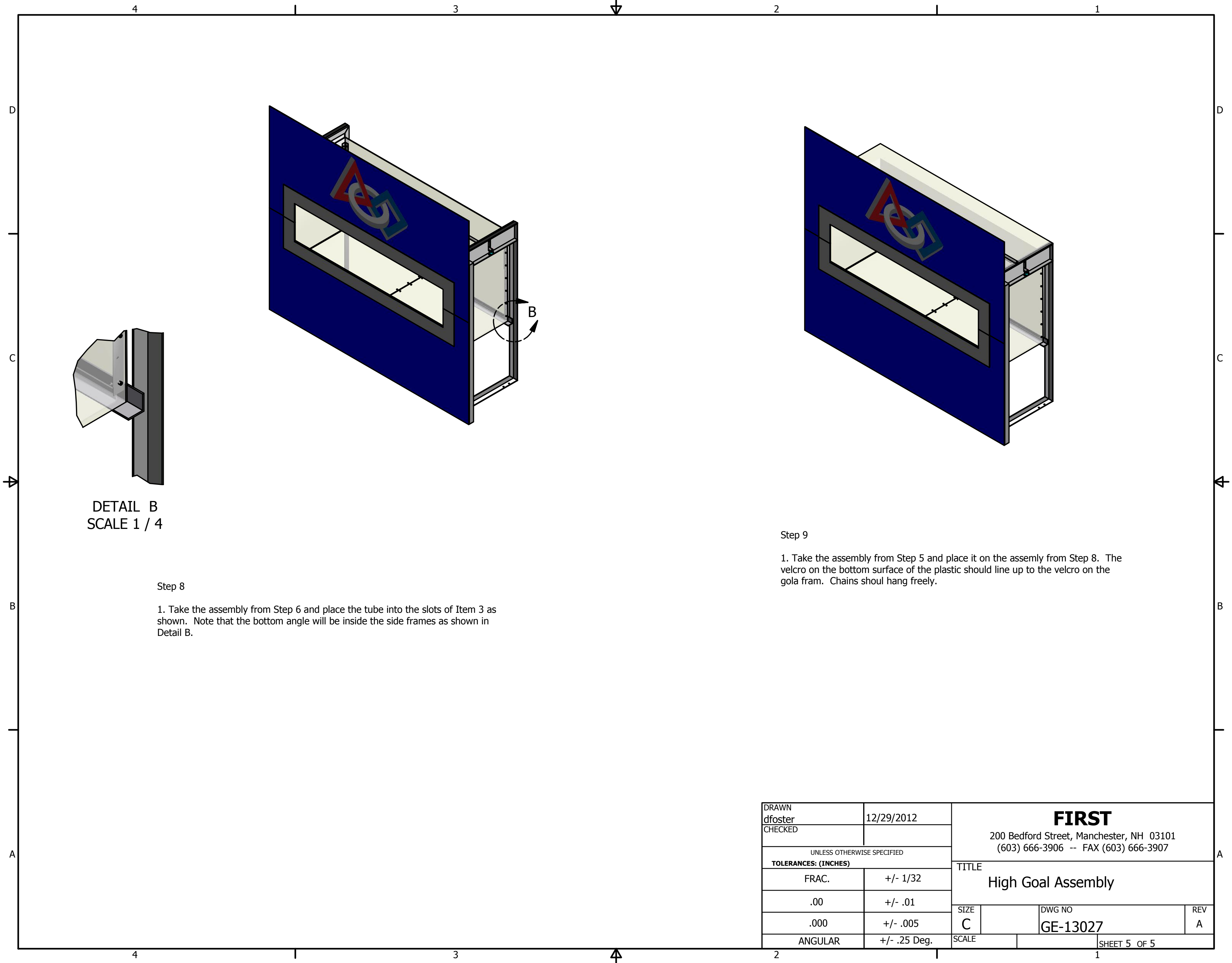
1. Pass Item 5 through the available holes in Item 9 as shown. Item 5 should be protruding approximately 2" from each side of Item 9.



Step 7

1. Attach goal plastic to the goal frame as shown.

DRAWN dfoster		12/29/2012		<div>FIRST</div> <div>200 Bedford Street, Manchester, NH 03101 (603) 666-3906 -- FAX (603) 666-3907</div>			
CHECKED							
UNLESS OTHERWISE SPECIFIED TOLERANCES: (INCHES)				<div>TITLE</div> <div>High Goal Assembly</div>			
FRAC.		+/- 1/32					
.00		+/- .01					
.000		+/- .005					
ANGULAR		+/- .25 Deg.					
		SIZE C		DWG NO GE-13027		REV A	
		SCALE				SHEET 4 OF 5	



DETAIL B  
SCALE 1 / 4

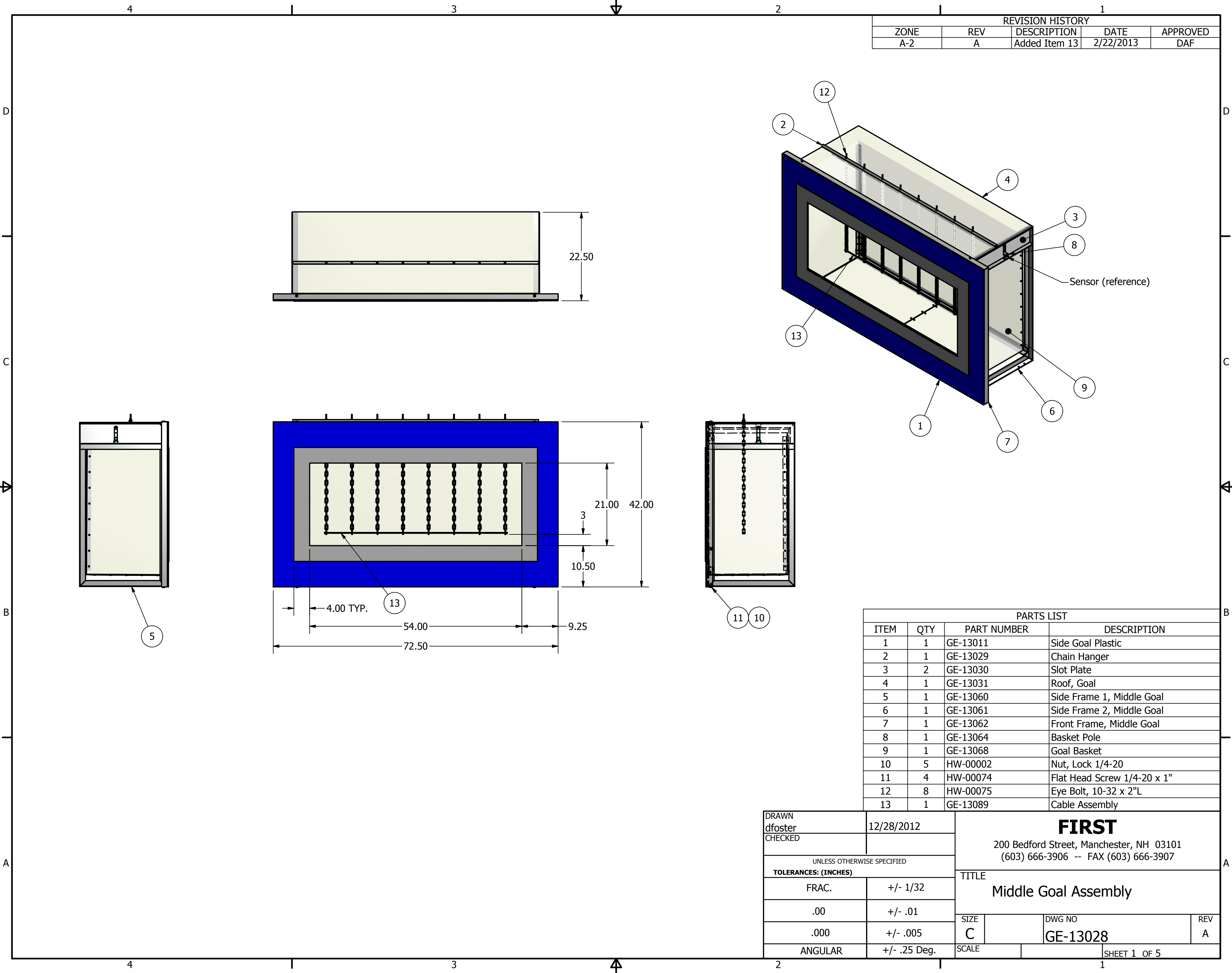
Step 8

1. Take the assembly from Step 6 and place the tube into the slots of Item 3 as shown. Note that the bottom angle will be inside the side frames as shown in Detail B.

Step 9

1. Take the assembly from Step 5 and place it on the assembly from Step 8. The velcro on the bottom surface of the plastic should line up to the velcro on the gola fram. Chains should hang freely.

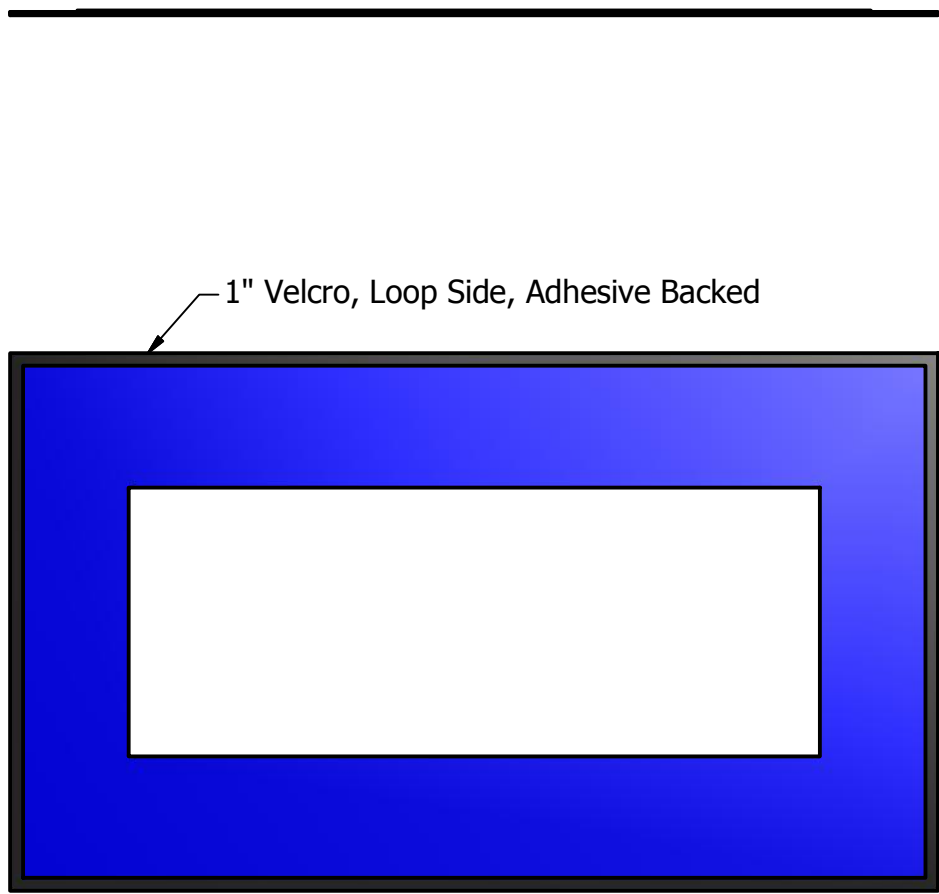
DRAWN dfoster		12/29/2012		<div>FIRST</div> <div>200 Bedford Street, Manchester, NH 03101</div> <div>(603) 666-3906 -- FAX (603) 666-3907</div>			
CHECKED							
UNLESS OTHERWISE SPECIFIED				TITLE <div>High Goal Assembly</div>			
TOLERANCES: (INCHES)							
FRAC.		+/- 1/32		SIZE C			
.00		+/- .01					
.000		+/- .005					
ANGULAR		+/- .25 Deg.		SCALE		SHEET 5 OF 5	
				DWG NO		REV	
				GE-13027		A	



REVISION HISTORY				
ZONE	REV	DESCRIPTION	DATE	APPROVED
A-2	A	Added Item 13	2/22/2013	DAF

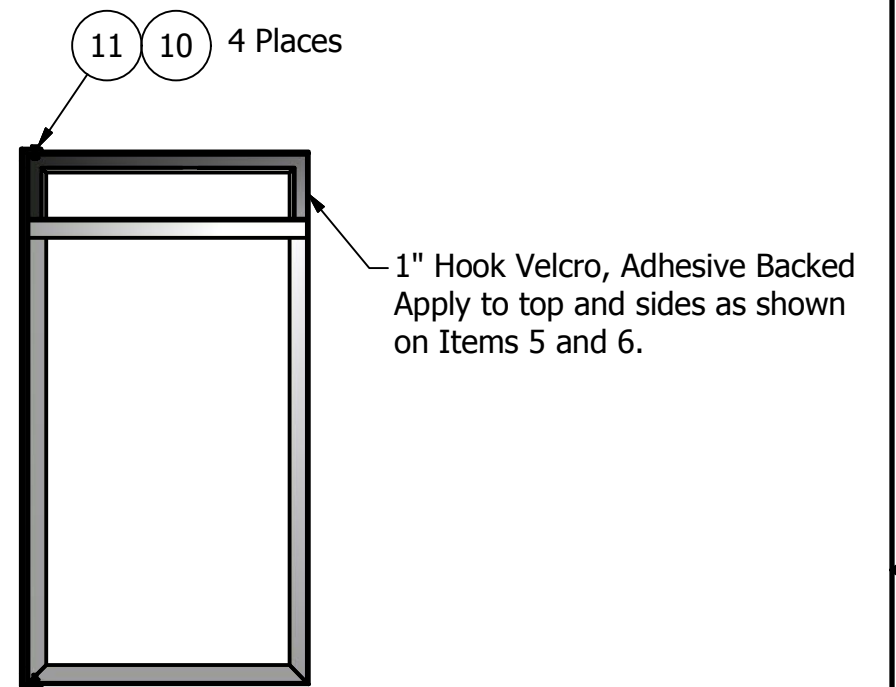
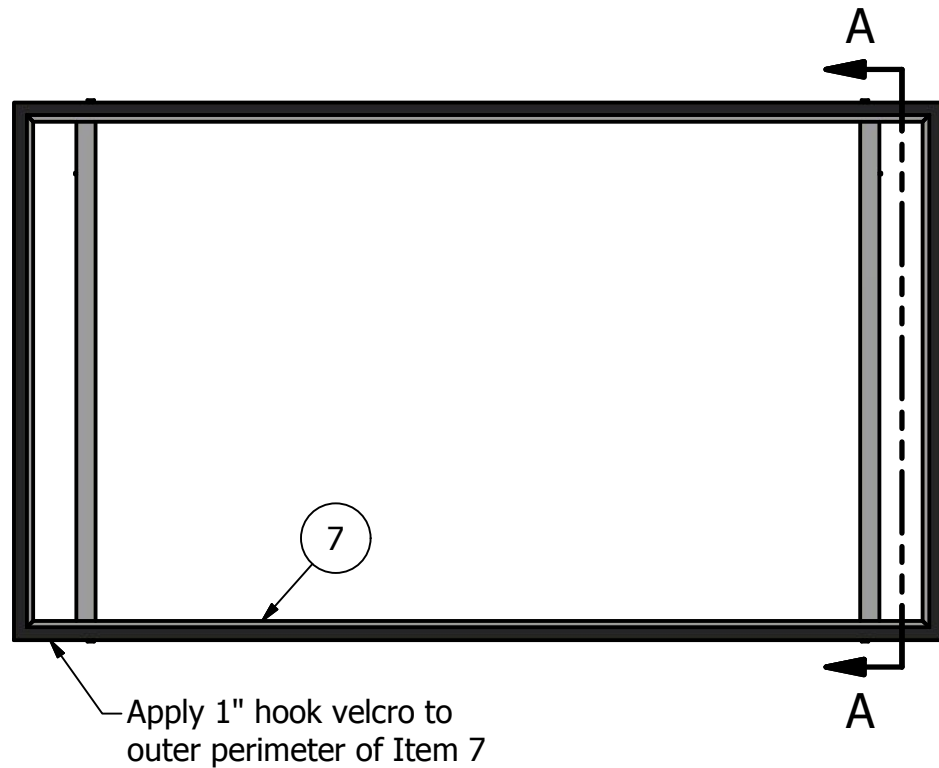
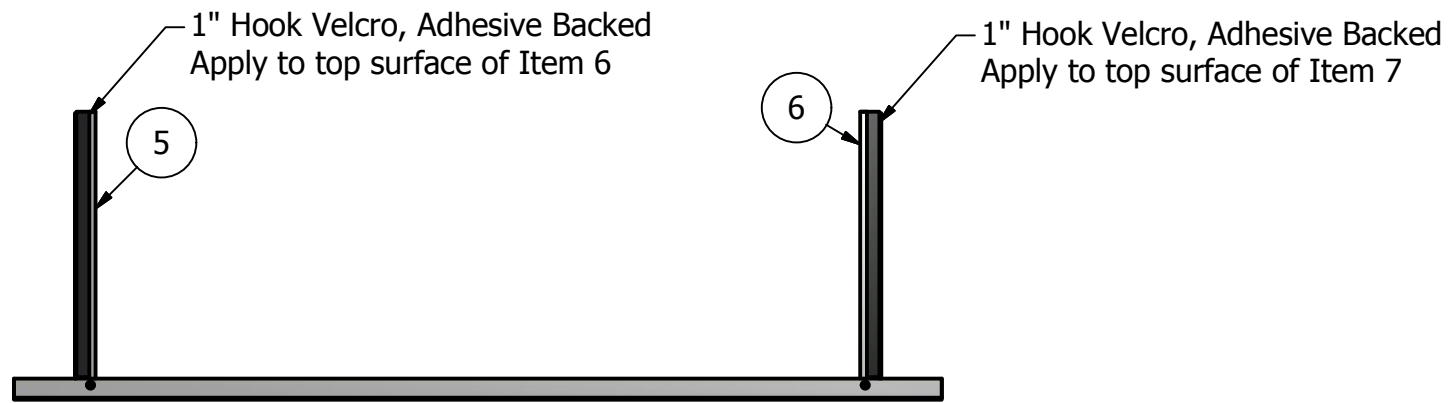
PARTS LIST			
ITEM	QTY	PART NUMBER	DESCRIPTION
1	1	GE-13011	Side Goal Plastic
2	1	GE-13029	Chain Hanger
3	2	GE-13030	Slot Plate
4	1	GE-13031	Roof, Goal
5	1	GE-13060	Side Frame 1, Middle Goal
6	1	GE-13061	Side Frame 2, Middle Goal
7	1	GE-13062	Front Frame, Middle Goal
8	1	GE-13064	Basket Pole
9	1	GE-13068	Goal Basket
10	5	HW-00002	Nut, Lock 1/4-20
11	4	HW-00074	Flat Head Screw 1/4-20 x 1"
12	8	HW-00075	Eye Bolt, 10-32 x 2"L
13	1	GE-13089	Cable Assembly

DRAWN dfoster		12/28/2012		<div>FIRST</div> <div>200 Bedford Street, Manchester, NH 03101 (603) 666-3906 -- FAX (603) 666-3907</div>			
CHECKED							
UNLESS OTHERWISE SPECIFIED				<div>TITLE</div> <div>Middle Goal Assembly</div>			
TOLERANCES: (INCHES)							
FRAC.		+/- 1/32					
.00		+/- .01					
.000		+/- .005					
ANGULAR		+/- .25 Deg.		SIZE		DWG NO	REV
				C		GE-13028	A
				SCALE		SHEET 1 OF 5	



Step 1

1. Add vision target material to the front Item 1.
2. Add velcro to the back of Item 1. Velcro is used to aid in assembly and disassembly of GE-13028. A more permanent means of attachment may be used.



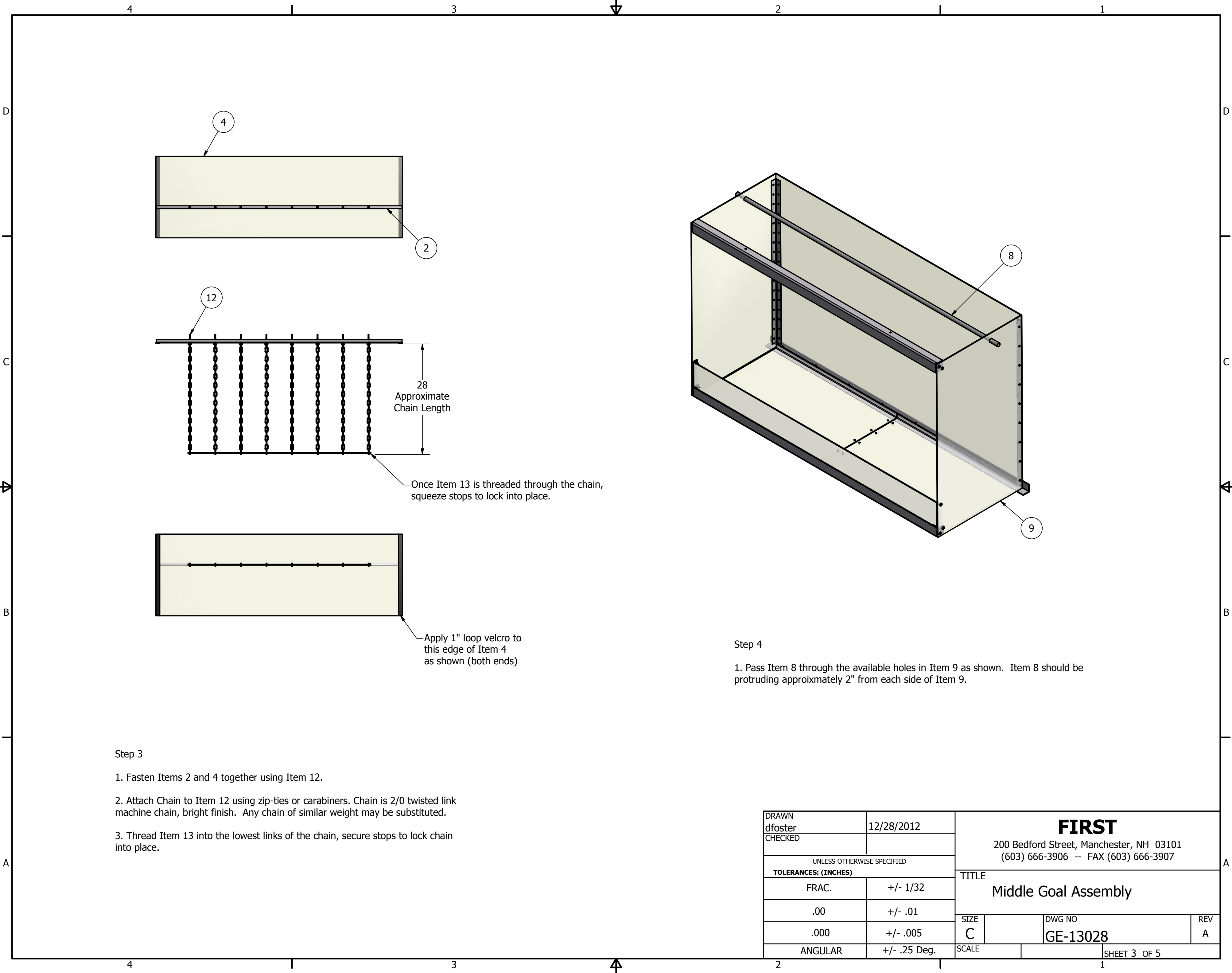
SECTION A-A  
SCALE 1/15

Step 2

1. Bolt Items 5 and 6 to Item 7.
2. Add velcro to the frames as indicated. Velcro is used to aid in assembly and disassembly of GE-13028. A more permanent means of attachment may be used.

DRAWN dfoster		12/28/2012		<div>FIRST</div> <div>200 Bedford Street, Manchester, NH 03101</div> <div>(603) 666-3906 -- FAX (603) 666-3907</div>			
CHECKED							
UNLESS OTHERWISE SPECIFIED				TITLE <div>Middle Goal Assembly</div>			
TOLERANCES: (INCHES)							
FRAC.		+/- 1/32		SIZE C			
.00		+/- .01					
.000		+/- .005					
ANGULAR		+/- .25 Deg.		SCALE		DWG NO GE-13028	
						REV A	
						SHEET 2 OF 5	





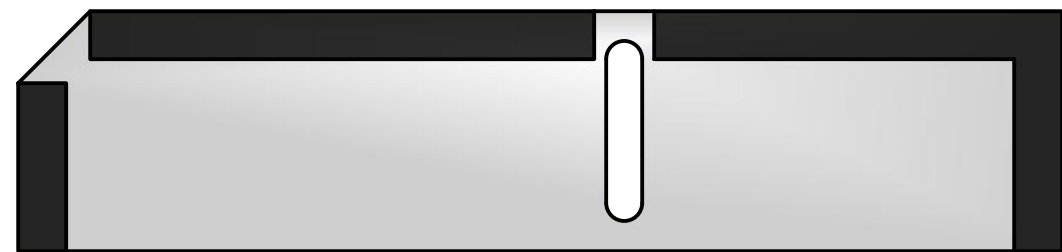
Step 3

- 1. Fasten Items 2 and 4 together using Item 12.
- 2. Attach Chain to Item 12 using zip-ties or carabiners. Chain is 2/0 twisted link machine chain, bright finish. Any chain of similar weight may be substituted.
- 3. Thread Item 13 into the lowest links of the chain, secure stops to lock chain into place.

Step 4

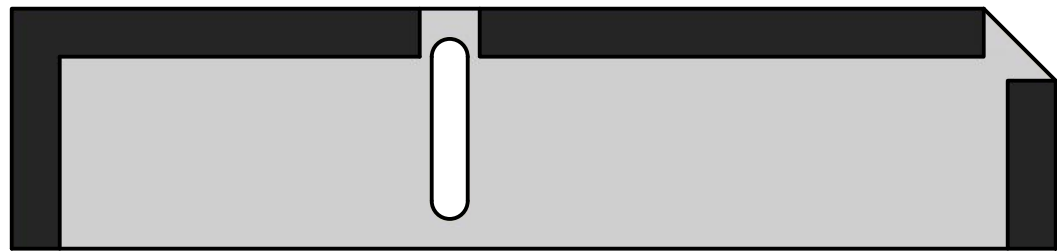
- 1. Pass Item 8 through the available holes in Item 9 as shown. Item 8 should be protruding approximately 2" from each side of Item 9.

DRAWN dfoster		12/28/2012		<div>FIRST</div> <div>200 Bedford Street, Manchester, NH 03101 (603) 666-3906 -- FAX (603) 666-3907</div>			
CHECKED							
UNLESS OTHERWISE SPECIFIED				TITLE <div>Middle Goal Assembly</div>			
TOLERANCES: (INCHES)							
FRAC.		+/- 1/32		SIZE C			
.00		+/- .01					
.000		+/- .005					
ANGULAR		+/- .25 Deg.		SCALE		DWG NO GE-13028	
						REV A	
				SHEET 3		OF 5	



Left Version

Apply 1" loop velcro to edges of Item 4 as shown

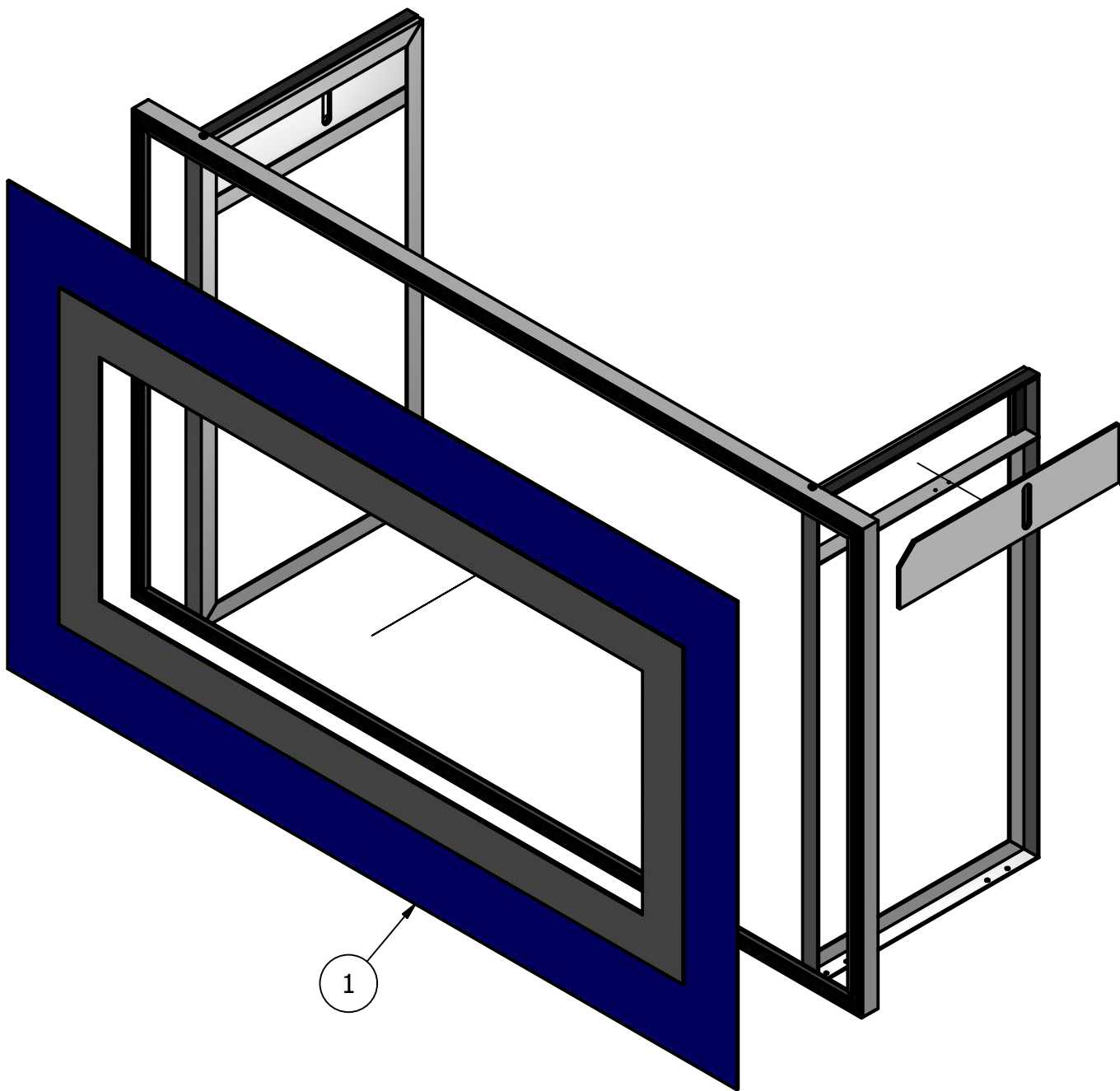


Right Version

Apply 1" loop velcro to edges of Item 4 as shown

Step 5

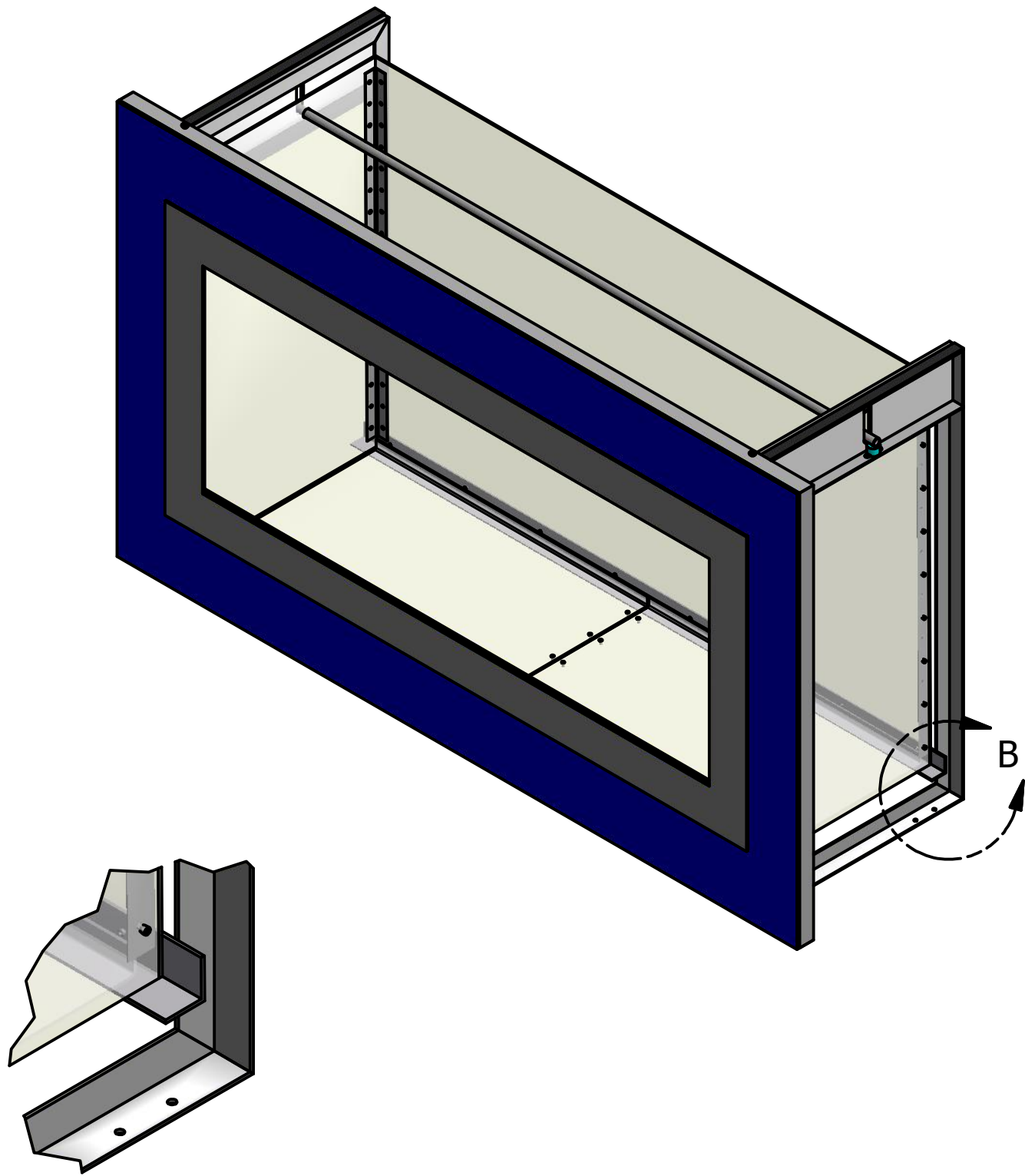
1. Apply loop velcro to Item 3 as shown. Please note that there is a left and right version of the velcro per goal assembly.



Step 6

1. Attach goal plastic to the goal frame as shown.

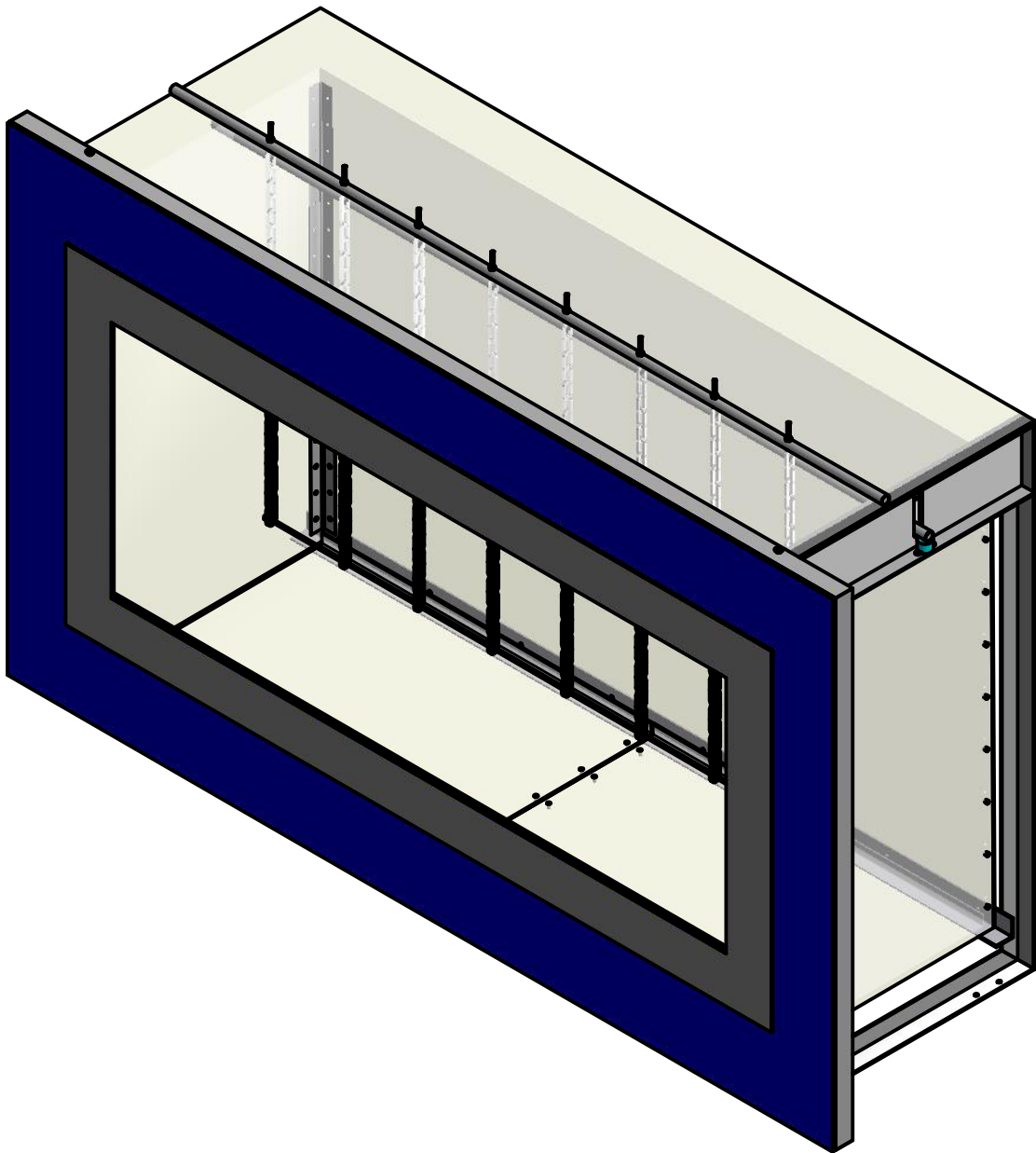
DRAWN dfoster		12/28/2012		<div>FIRST</div> <div>200 Bedford Street, Manchester, NH 03101 (603) 666-3906 -- FAX (603) 666-3907</div>			
CHECKED							
UNLESS OTHERWISE SPECIFIED				<div>TITLE</div> <div>Middle Goal Assembly</div>			
TOLERANCES: (INCHES)							
FRAC.		+/- 1/32					
.00		+/- .01					
.000		+/- .005					
ANGULAR		+/- .25 Deg.		SIZE		DWG NO	REV
				C		GE-13028	A
				SCALE			SHEET 4 OF 5



DETAIL B  
SCALE 1/4

Step 7

1. Take the assembly from Step 4 and place the tube into the slots of Item 3 as shown. Note that the bottom angle will be inside the side frames as shown in Detail B.

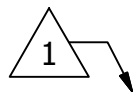
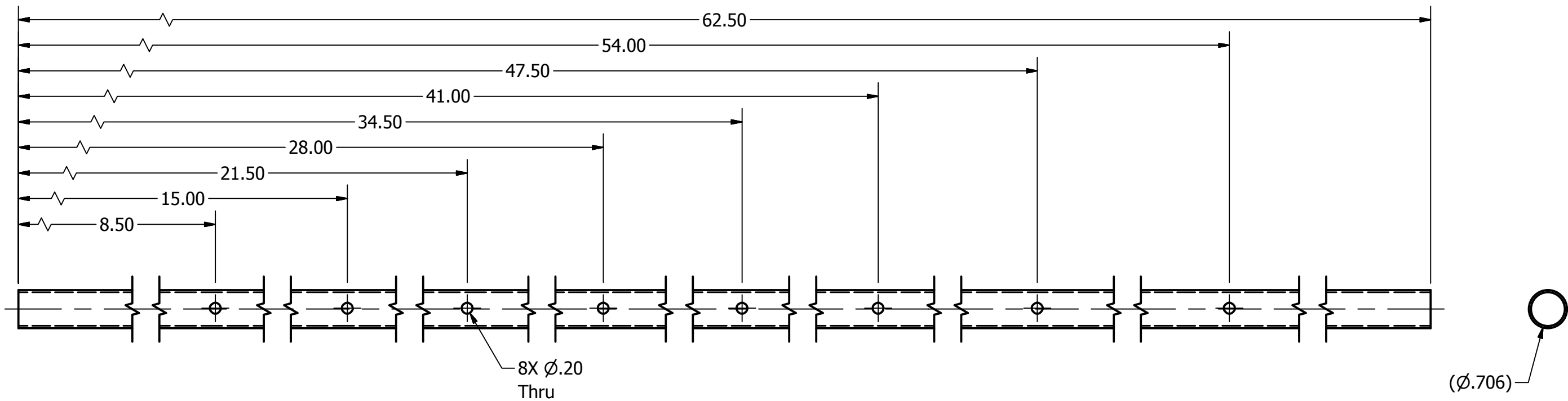


Step 8

1. Take the assembly from Step 3 and place it on the assembly from Step 7. The velcro on the bottom surface of the plastic should line up to the velcro on the goal frame. Chains should hang freely.

DRAWN dfoster		12/28/2012		<div>FIRST</div> <div>200 Bedford Street, Manchester, NH 03101</div> <div>(603) 666-3906 -- FAX (603) 666-3907</div>			
CHECKED							
UNLESS OTHERWISE SPECIFIED				<div>TITLE</div> <div>Middle Goal Assembly</div>			
TOLERANCES: (INCHES)							
FRAC.		+/- 1/32					
.00		+/- .01					
.000		+/- .005					
ANGULAR		+/- .25 Deg.		SIZE		DWG NO	REV
				C		GE-13028	A
				SCALE		SHEET 5 OF 5	

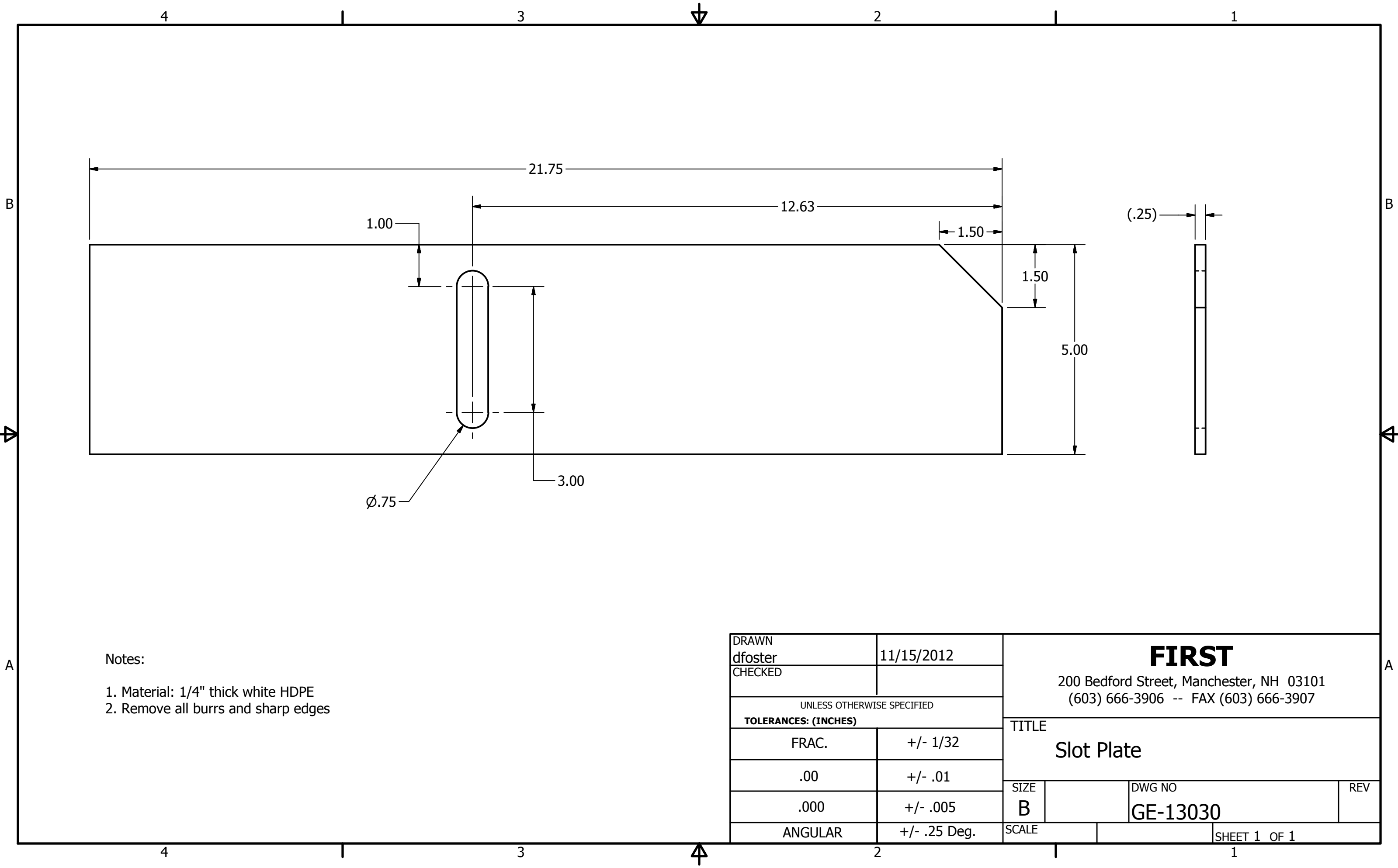
REVISION HISTORY				
ZONE	REV	DESCRIPTION	DATE	APPROVED
A-4	1	Changed note about material, changed OD of material from .68 to .706	12/5/2012	MLC

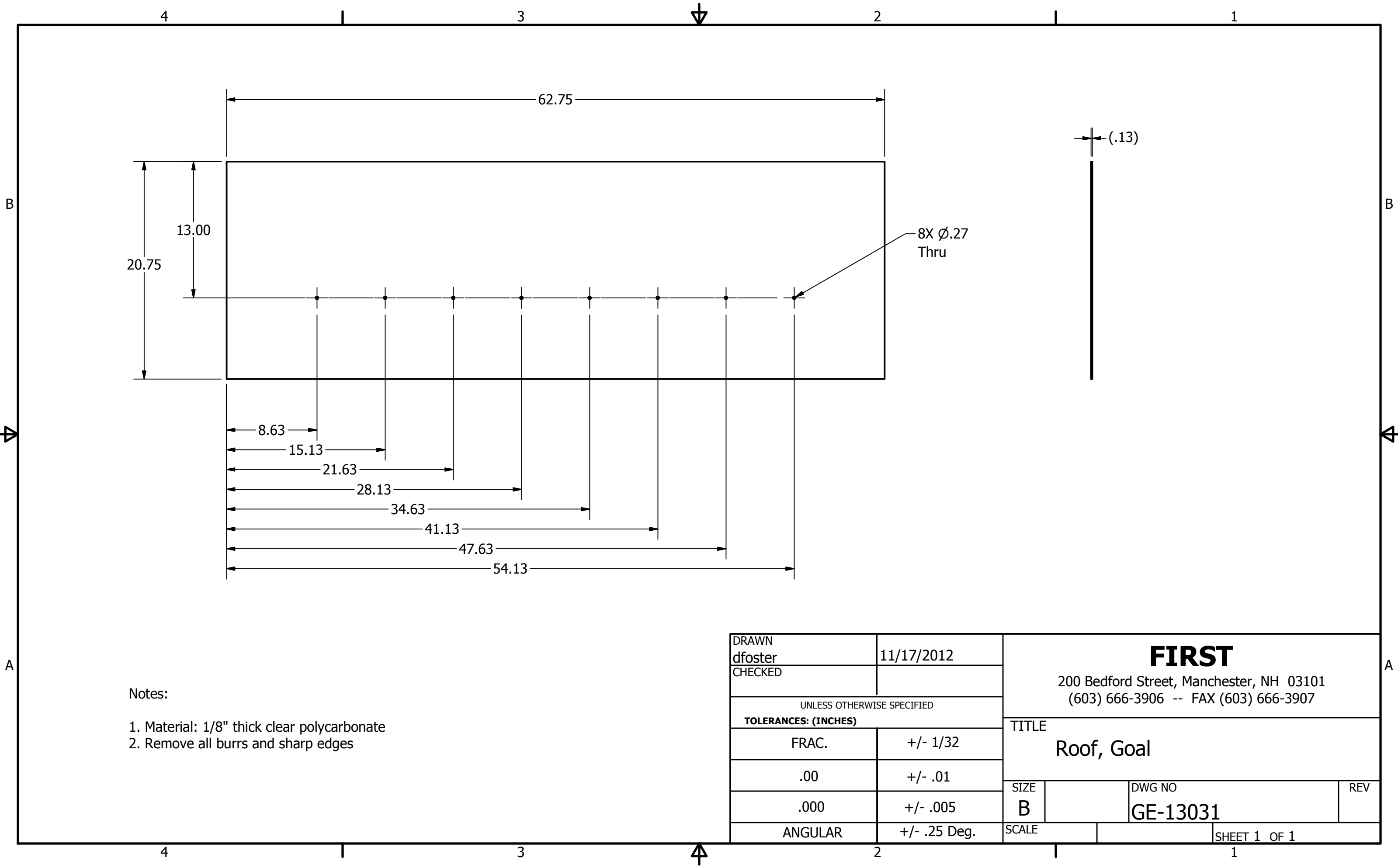


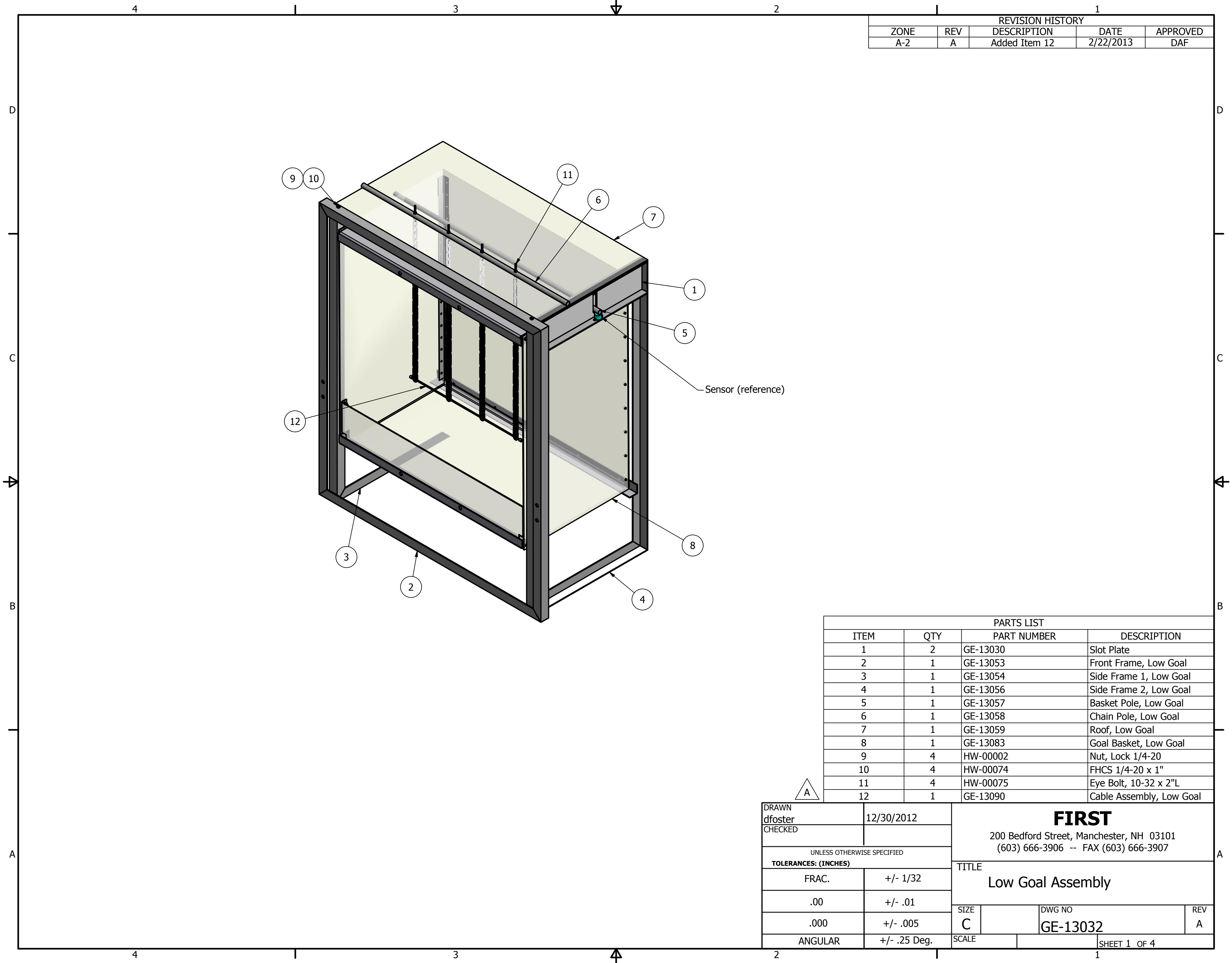
- Notes:
1. Material: 1/2" Electrical Metallic Tubing (EMT) IT (IMC)
  2. Remove all burrs and sharp edges.

DRAWN dfoster	11/15/2012	<b>FIRST</b> 200 Bedford Street, Manchester, NH 03101 (603) 666-3906 -- FAX (603) 666-3907		
CHECKED				
UNLESS OTHERWISE SPECIFIED <b>TOLERANCES: (INCHES)</b>		TITLE Chain Hanger		
FRAC.	+/- 1/32			
.00	+/- .01			
.000	+/- .005	SIZE B	DWG NO GE-13029	REV 1
ANGULAR	+/- .25 Deg.	SCALE	SHEET 1 OF 1	





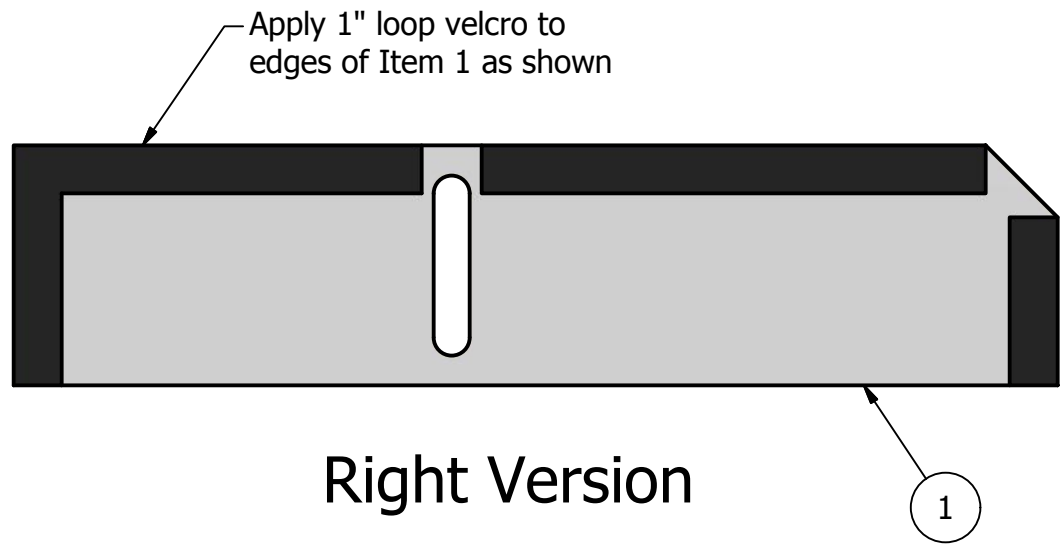




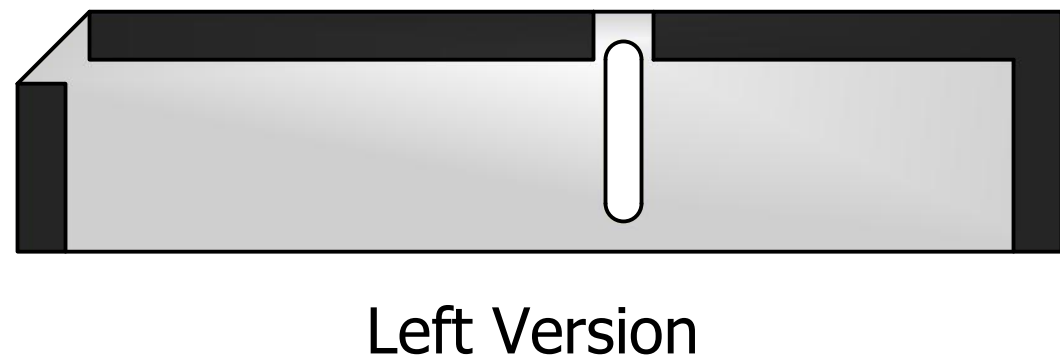
REVISION HISTORY				
ZONE	REV	DESCRIPTION	DATE	APPROVED
A-2	A	Added Item 12	2/22/2013	DAF

PARTS LIST			
ITEM	QTY	PART NUMBER	DESCRIPTION
1	2	GE-13030	Slot Plate
2	1	GE-13053	Front Frame, Low Goal
3	1	GE-13054	Side Frame 1, Low Goal
4	1	GE-13056	Side Frame 2, Low Goal
5	1	GE-13057	Basket Pole, Low Goal
6	1	GE-13058	Chain Pole, Low Goal
7	1	GE-13059	Roof, Low Goal
8	1	GE-13083	Goal Basket, Low Goal
9	4	HW-00002	Nut, Lock 1/4-20
10	4	HW-00074	FHCS 1/4-20 x 1"
11	4	HW-00075	Eye Bolt, 10-32 x 2"L
12	1	GE-13090	Cable Assembly, Low Goal

DRAWN dfoster		12/30/2012		<div>FIRST</div> <div>200 Bedford Street, Manchester, NH 03101 (603) 666-3906 -- FAX (603) 666-3907</div>			
CHECKED							
UNLESS OTHERWISE SPECIFIED				TITLE <div>Low Goal Assembly</div>			
TOLERANCES: (INCHES)							
FRAC.		+/- 1/32		SIZE C			
.00		+/- .01					
.000		+/- .005		DWG NO GE-13032			
ANGULAR		+/- .25 Deg.					
				SCALE		REV A	
						SHEET 1 OF 4	



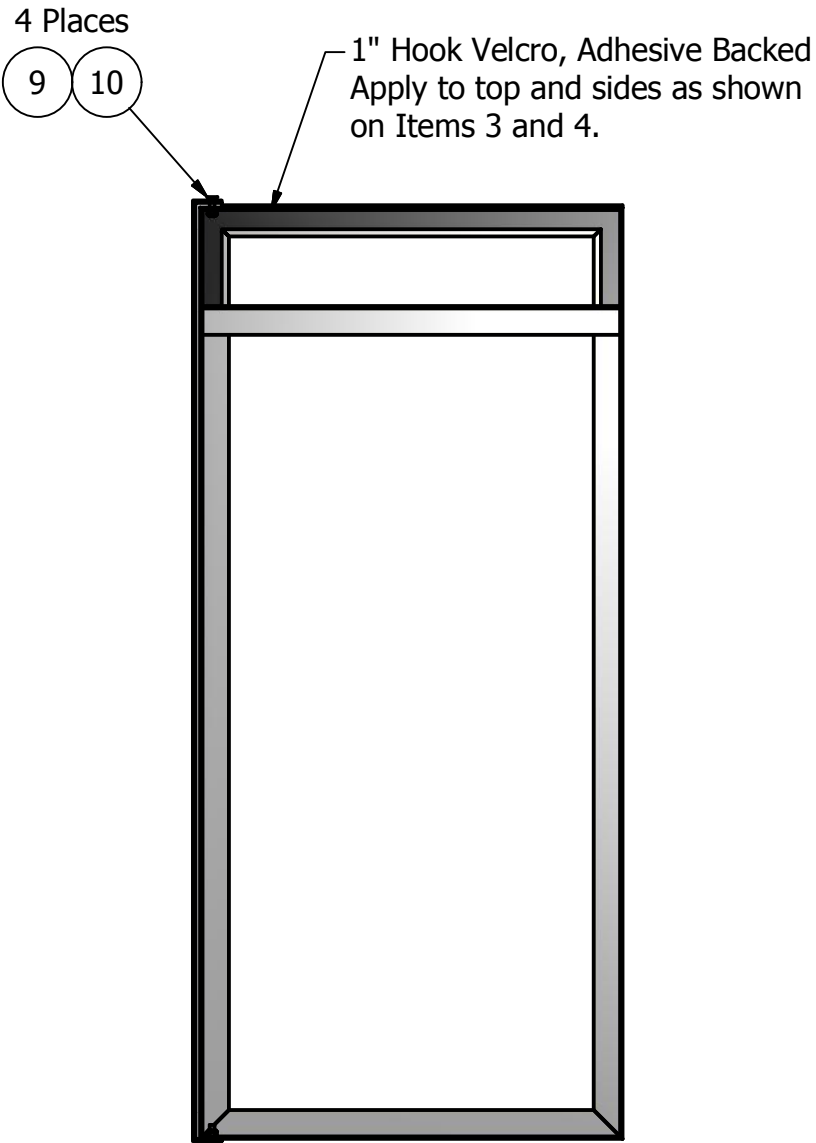

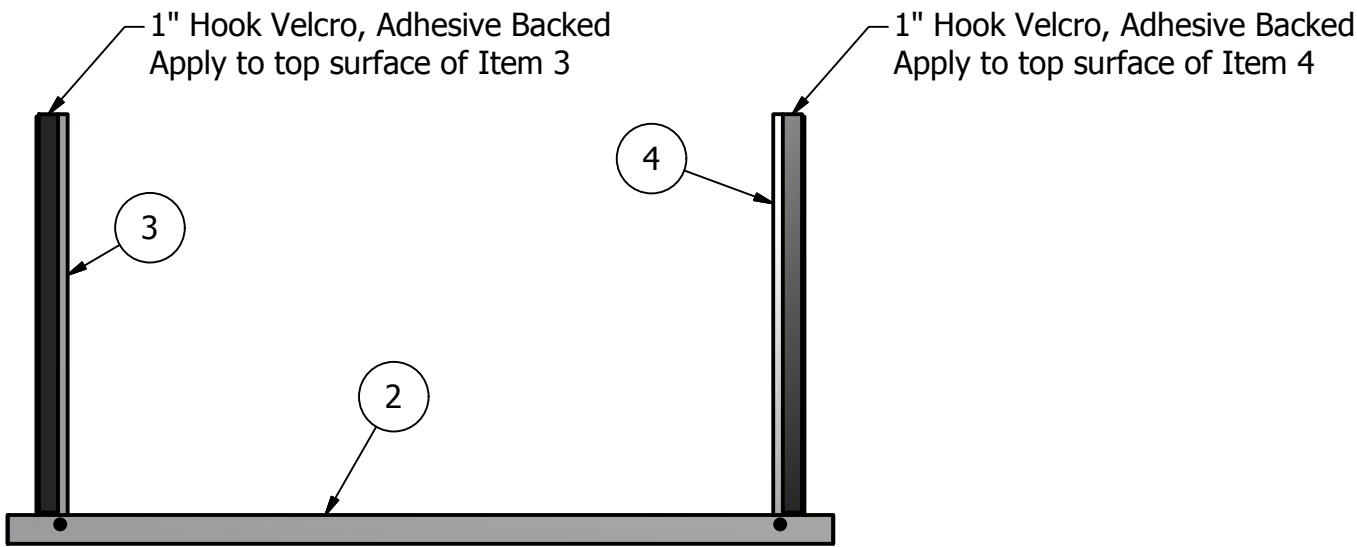
Right Version



Left Version

Step 1

1. Apply loop velcro to Item 3 as shown. Please note that there is a left and right version of the velcro per goal assembly.

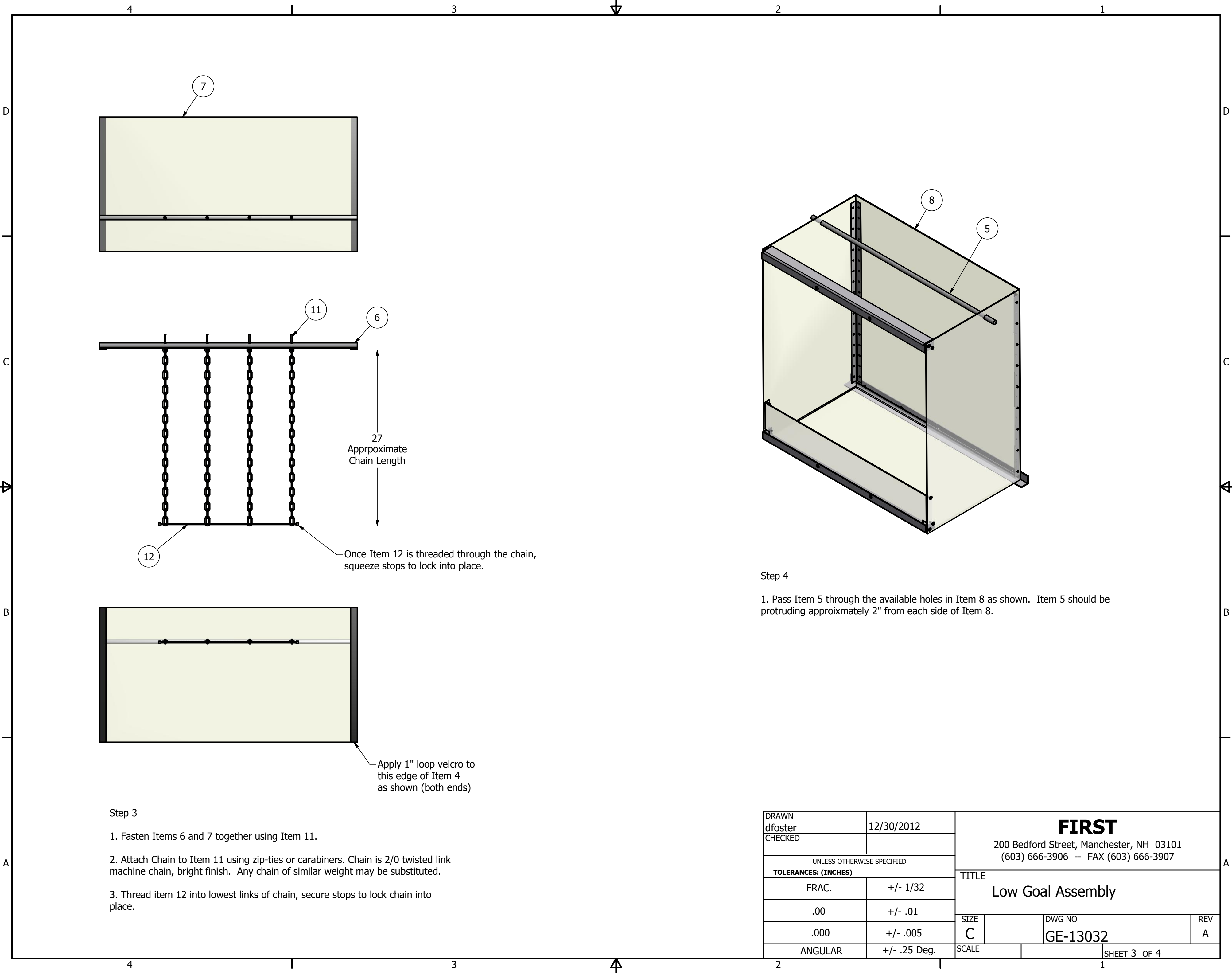


SECTION A-A  
SCALE 1/10

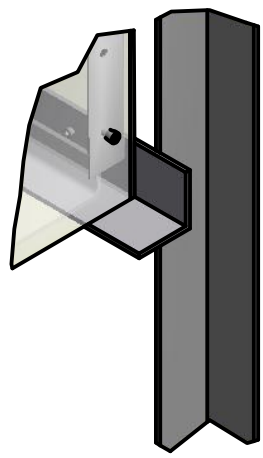
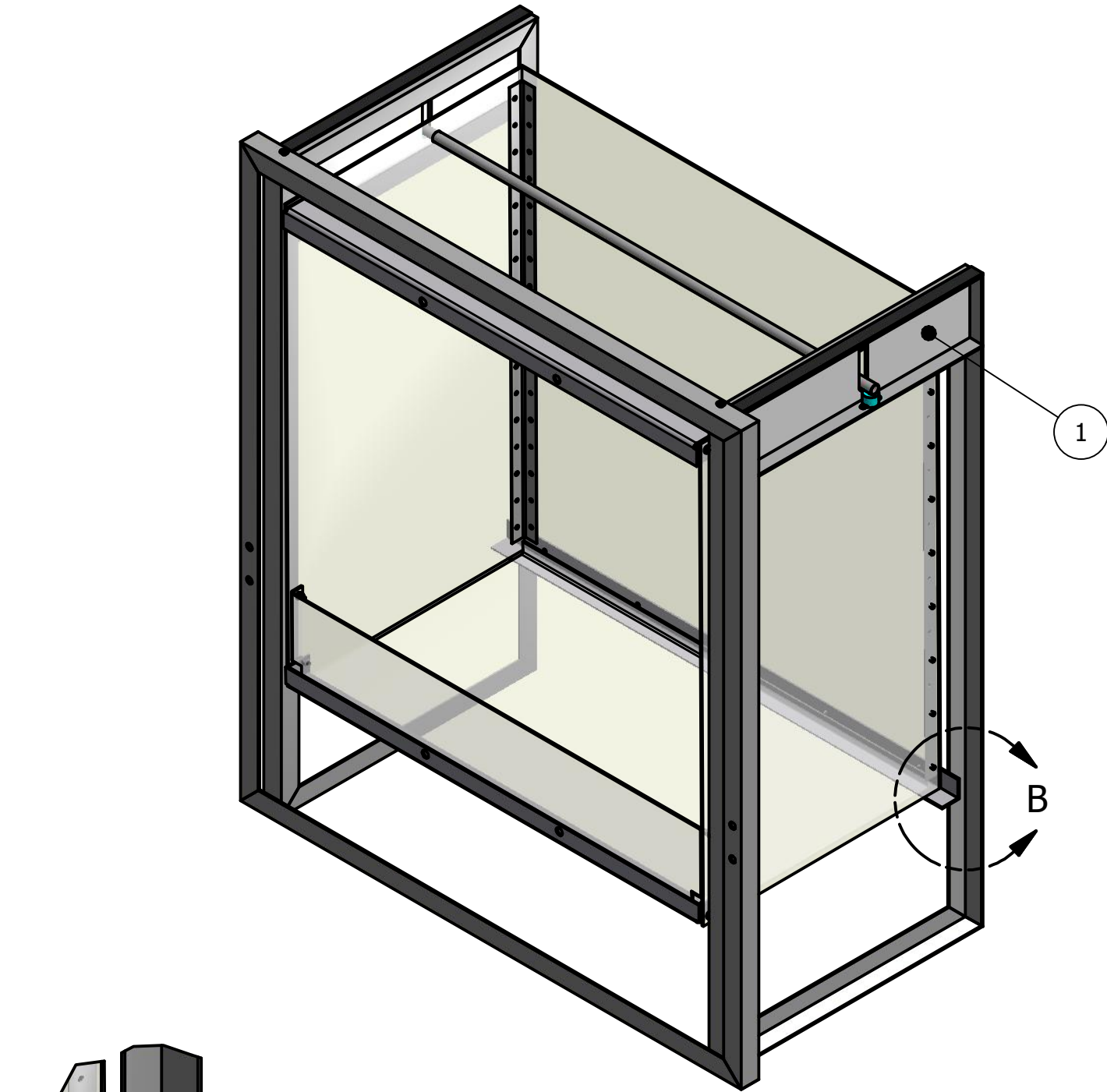
Step 2

1. Bolt Items 3 and 4 to Item 2.
2. Add velcro to the frames as indicated. Velcro is used to aid in assembly and disassembly of GE-13028. A more permanent means of attachment may be used.

DRAWN dfoster		12/30/2012		<div>FIRST</div> <div>200 Bedford Street, Manchester, NH 03101</div> <div>(603) 666-3906 -- FAX (603) 666-3907</div>			
CHECKED							
UNLESS OTHERWISE SPECIFIED				<div>TITLE</div> <div>Low Goal Assembly</div>			
TOLERANCES: (INCHES)							
FRAC.		+/- 1/32					
.00		+/- .01					
.000		+/- .005					
ANGULAR		+/- .25 Deg.		SIZE		DWG NO	REV
				C		GE-13032	A
				SCALE		SHEET 2 OF 4	



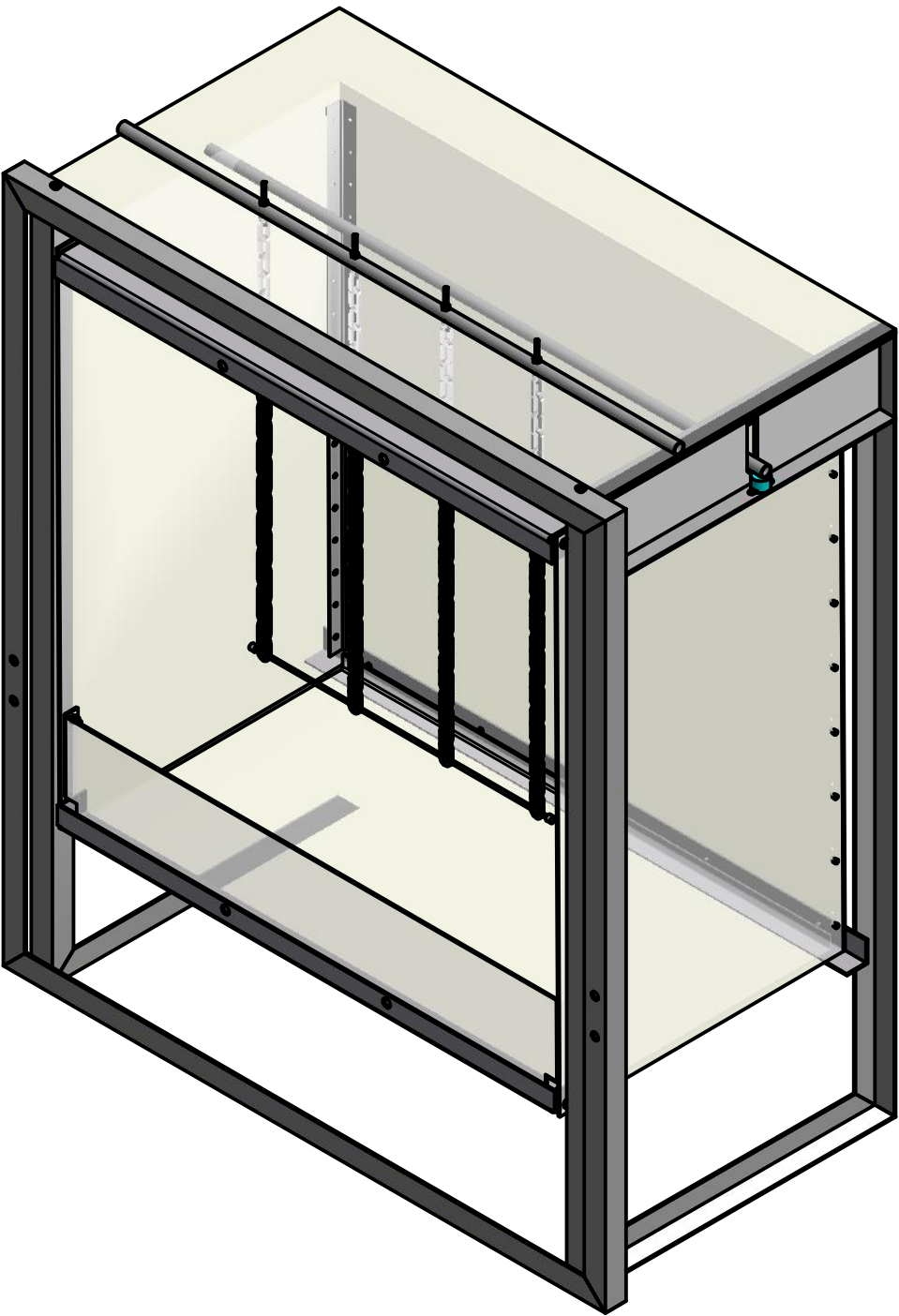
DRAWN dfoster		12/30/2012		<div>FIRST</div> <div>200 Bedford Street, Manchester, NH 03101</div> <div>(603) 666-3906 -- FAX (603) 666-3907</div>			
CHECKED							
UNLESS OTHERWISE SPECIFIED				<div>TITLE</div> <div>Low Goal Assembly</div>			
TOLERANCES: (INCHES)							
FRAC.		+/- 1/32					
.00		+/- .01					
.000		+/- .005					
ANGULAR		+/- .25 Deg.		SIZE		DWG NO	REV
				C		GE-13032	A
				SCALE		SHEET 3 OF 4	



DETAIL B  
SCALE 1 / 4

Step 5

- 1. Insert Item 1 into the frames as shown.
- 2. Take the assembly from Step 4 and place the tube into the slots of Item 1 as shown. Note that the bottom angle will be inside the side frames as shown in Detail B.

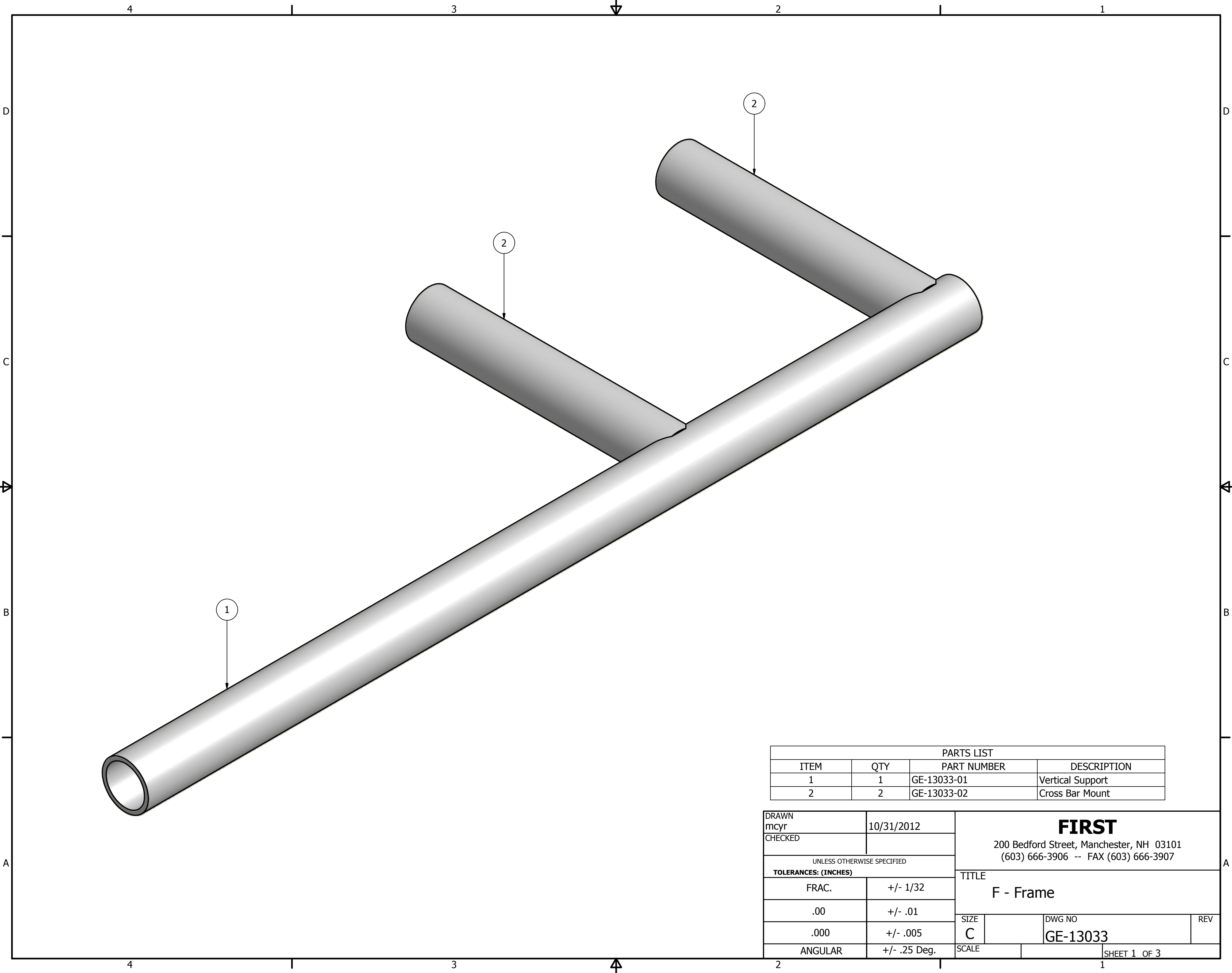


Step 6

- 1. Take the assembly from Step 3 and place it on the assembly from Step 5. The velcro on the bottom surface of the plastic should line up to the velcro on the goal frame. Chains should hang freely.

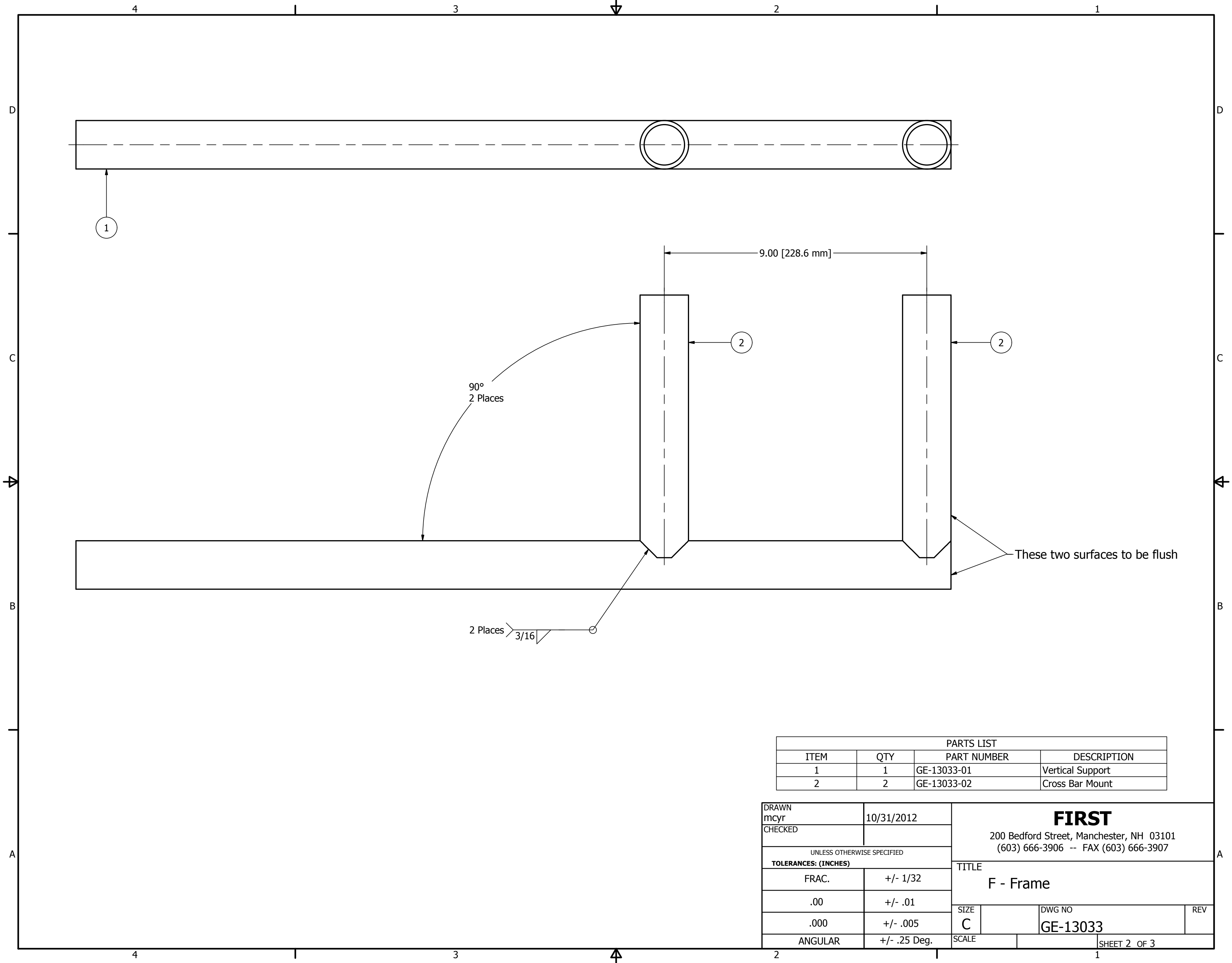
DRAWN dfoster		12/30/2012		<div>FIRST</div> <div>200 Bedford Street, Manchester, NH 03101</div> <div>(603) 666-3906 -- FAX (603) 666-3907</div>			
CHECKED							
UNLESS OTHERWISE SPECIFIED				<div>TITLE</div> <div>Low Goal Assembly</div>			
TOLERANCES: (INCHES)							
FRAC.		+/- 1/32					
.00		+/- .01					
.000		+/- .005					
ANGULAR		+/- .25 Deg.		SIZE		DWG NO	REV
				C		GE-13032	A
				SCALE			SHEET 4 OF 4





PARTS LIST			
ITEM	QTY	PART NUMBER	DESCRIPTION
1	1	GE-13033-01	Vertical Support
2	2	GE-13033-02	Cross Bar Mount

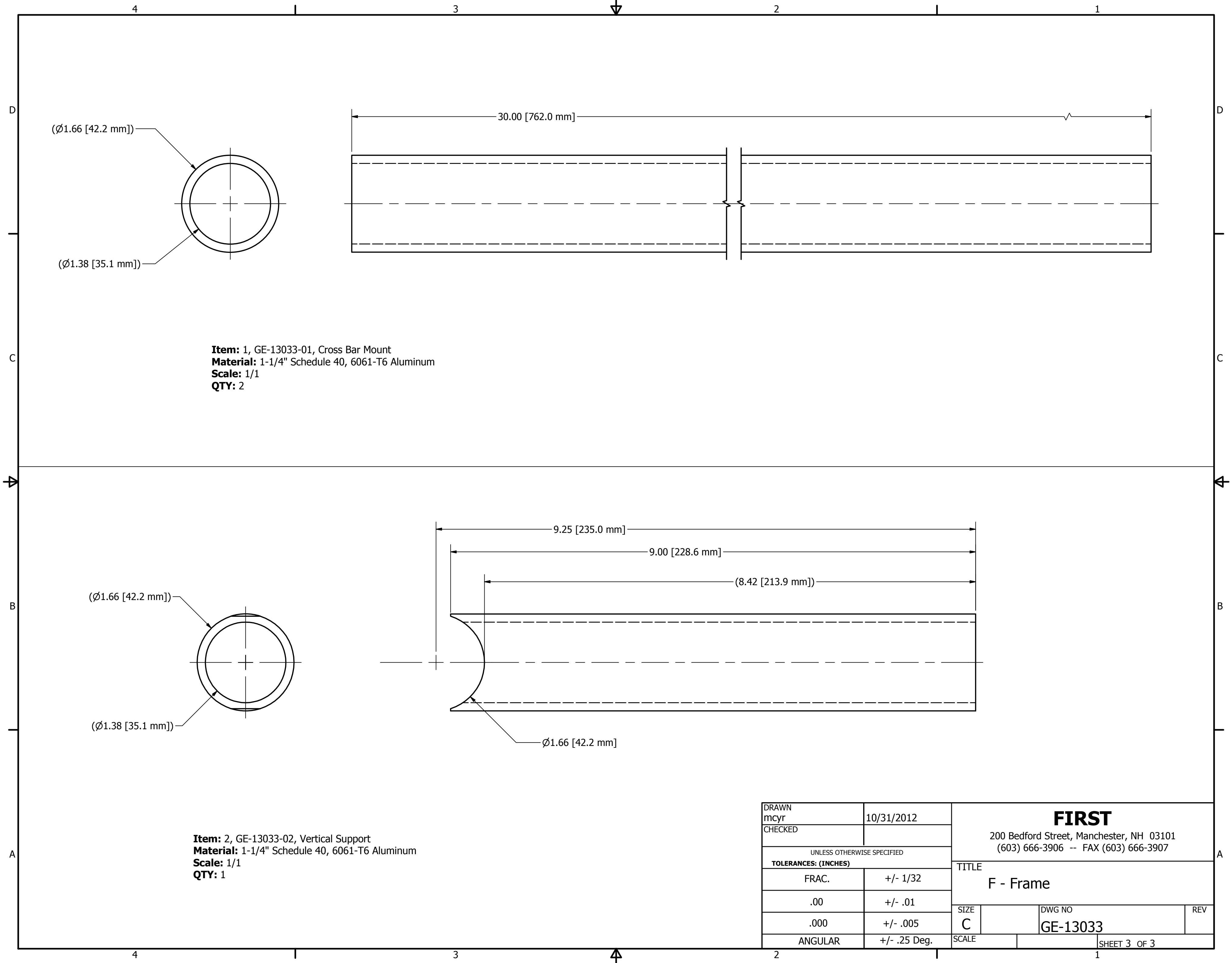
DRAWN mcy CHECKED		10/31/2012		<div><b>FIRST</b></div> <div>200 Bedford Street, Manchester, NH 03101 (603) 666-3906 -- FAX (603) 666-3907</div>			
UNLESS OTHERWISE SPECIFIED				<div>TITLE</div> <div>F - Frame</div>			
TOLERANCES: (INCHES)							
FRAC.		+/- 1/32					
.00		+/- .01					
.000		+/- .005					
ANGULAR		+/- .25 Deg.		SIZE		DWG NO	REV
				C		GE-13033	
				SCALE		SHEET 1 OF 3	



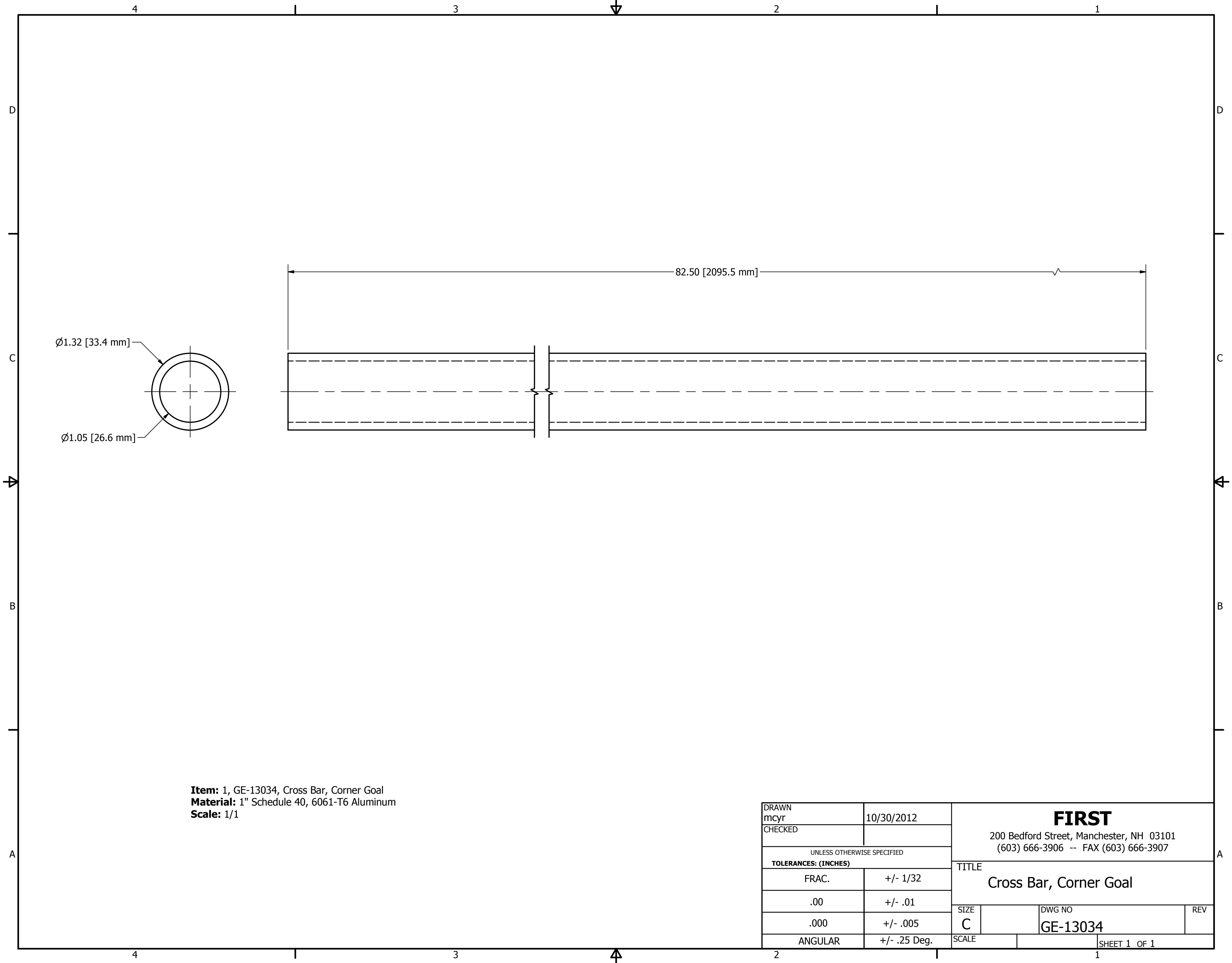
PARTS LIST			
ITEM	QTY	PART NUMBER	DESCRIPTION
1	1	GE-13033-01	Vertical Support
2	2	GE-13033-02	Cross Bar Mount

DRAWN mcy CHECKED		10/31/2012		<div>FIRST</div> <div>200 Bedford Street, Manchester, NH 03101 (603) 666-3906 -- FAX (603) 666-3907</div>			
UNLESS OTHERWISE SPECIFIED				<div>TITLE</div> <div>F - Frame</div>			
TOLERANCES: (INCHES)							
FRAC.		+/- 1/32					
.00		+/- .01					
.000		+/- .005					
ANGULAR		+/- .25 Deg.		SIZE		DWG NO	REV
				C		GE-13033	
				SCALE			SHEET 2 OF 3

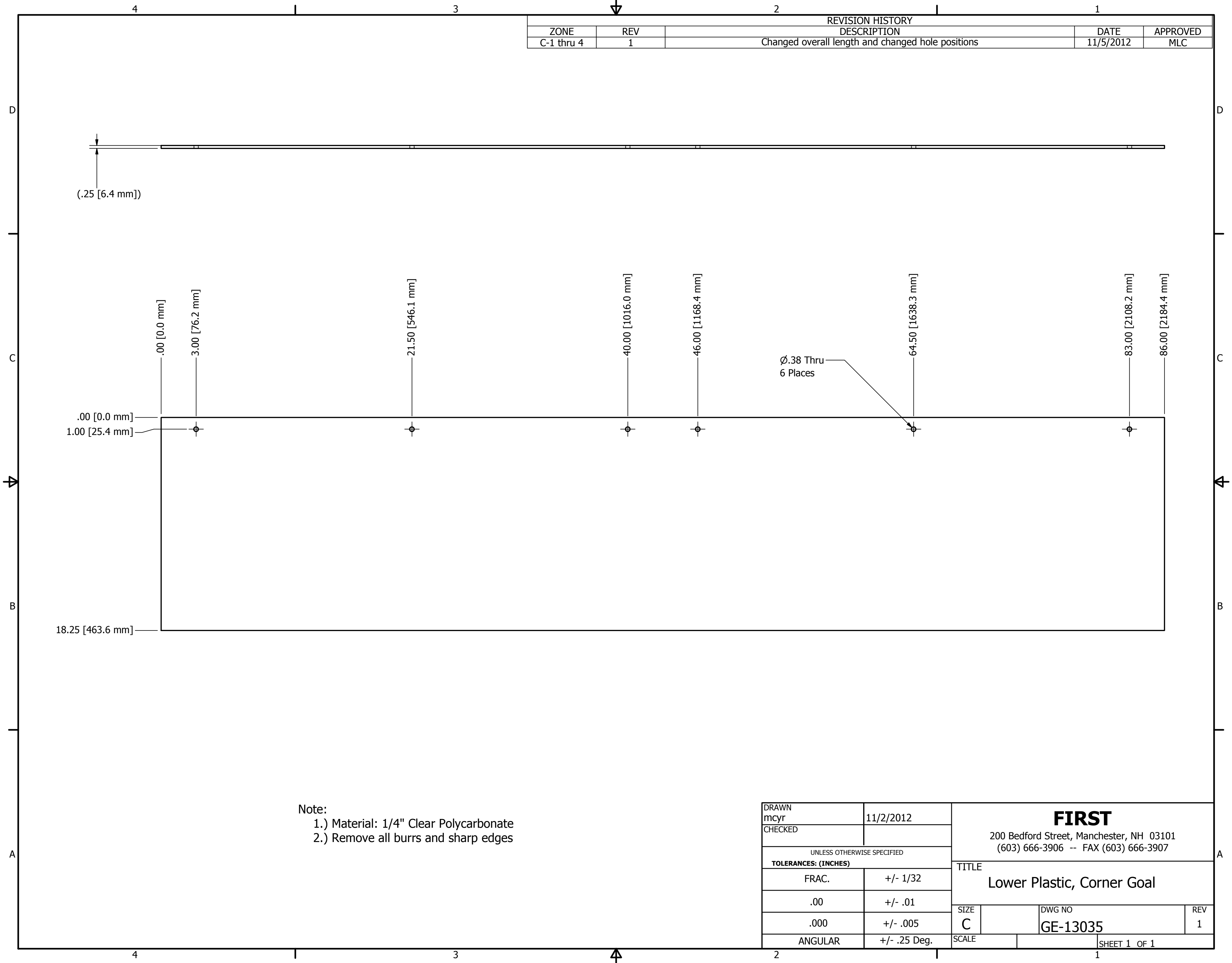




DRAWN mcy		10/31/2012		<div>FIRST</div> <div>200 Bedford Street, Manchester, NH 03101</div> <div>(603) 666-3906 -- FAX (603) 666-3907</div>			
CHECKED							
UNLESS OTHERWISE SPECIFIED				<div>TITLE</div> <div>F - Frame</div>			
TOLERANCES: (INCHES)							
FRAC.		+/- 1/32					
.00		+/- .01					
.000		+/- .005					
ANGULAR		+/- .25 Deg.		SIZE		DWG NO	REV
				C		GE-13033	
				SCALE		SHEET 3 OF 3	



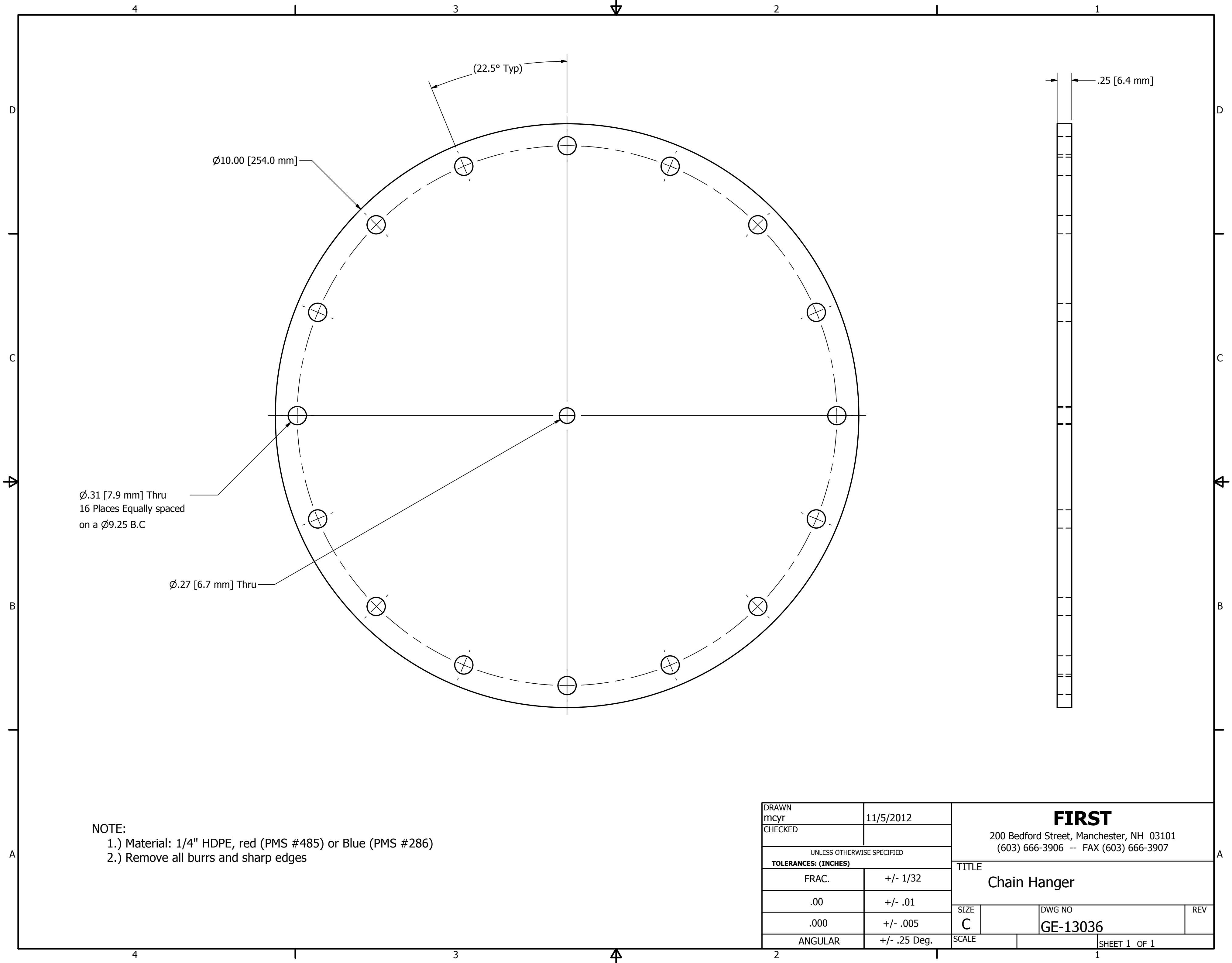
DRAWN mcyr		10/30/2012		<div>FIRST</div> <div>200 Bedford Street, Manchester, NH 03101 (603) 666-3906 -- FAX (603) 666-3907</div>			
CHECKED							
UNLESS OTHERWISE SPECIFIED				<div>TITLE</div> <div>Cross Bar, Corner Goal</div>			
TOLERANCES: (INCHES)							
FRAC.		+/- 1/32					
.00		+/- .01					
.000		+/- .005					
ANGULAR		+/- .25 Deg.		SIZE		DWG NO	REV
				C		GE-13034	
				SCALE		SHEET 1 OF 1	



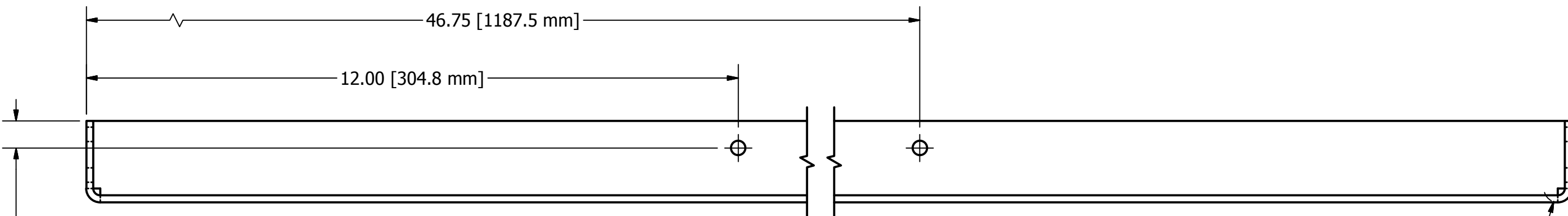
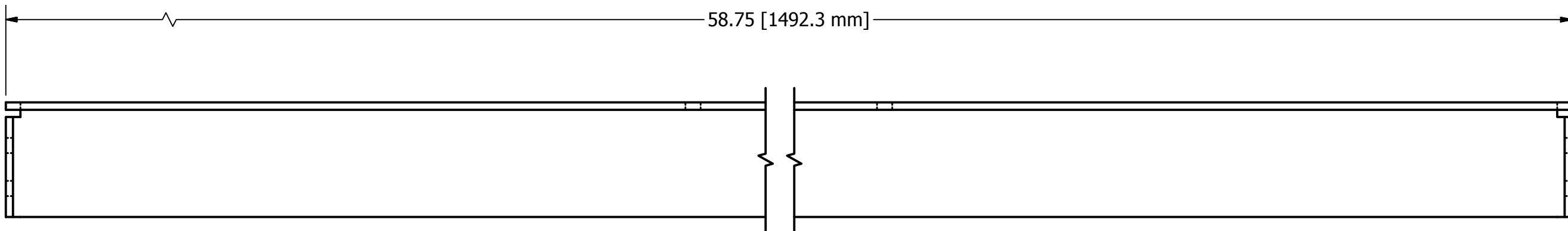
REVISION HISTORY				
ZONE	REV	DESCRIPTION	DATE	APPROVED
C-1 thru 4	1	Changed overall length and changed hole positions	11/5/2012	MLC

Note:  
1.) Material: 1/4" Clear Polycarbonate  
2.) Remove all burrs and sharp edges

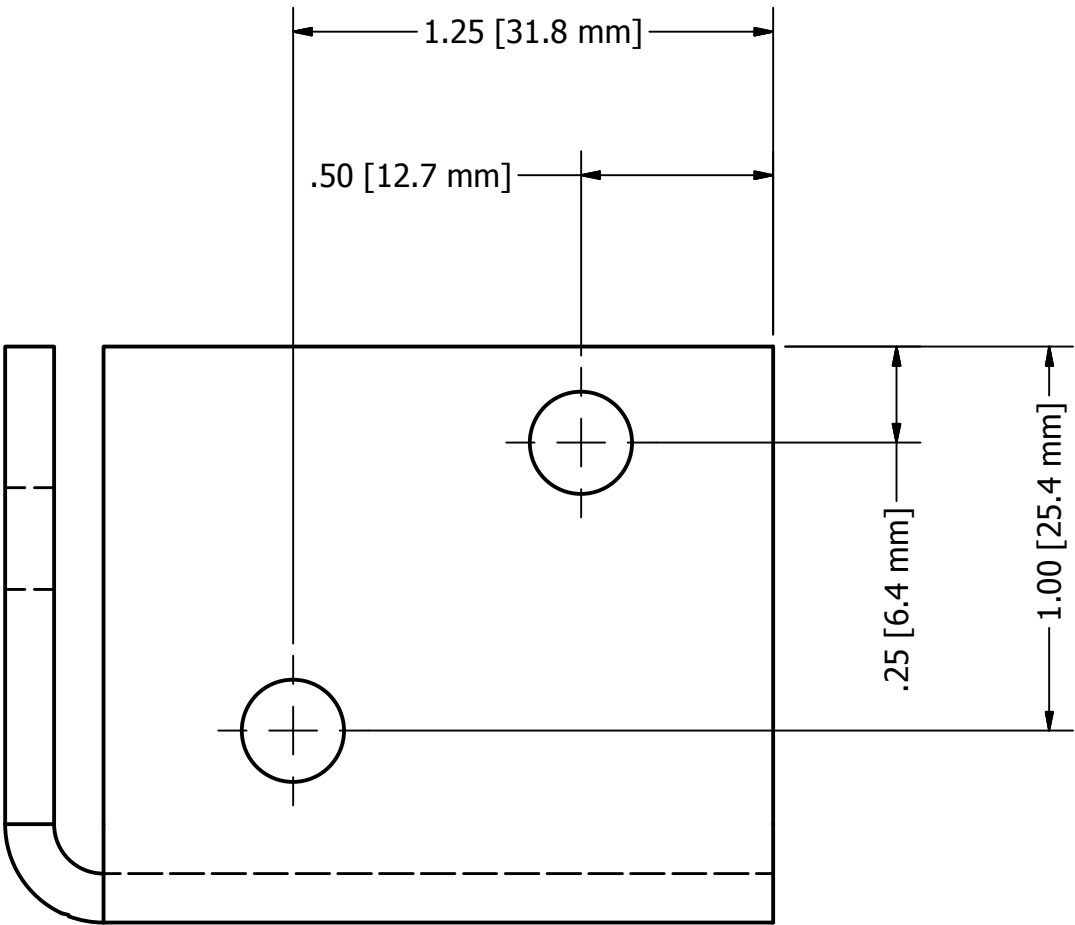
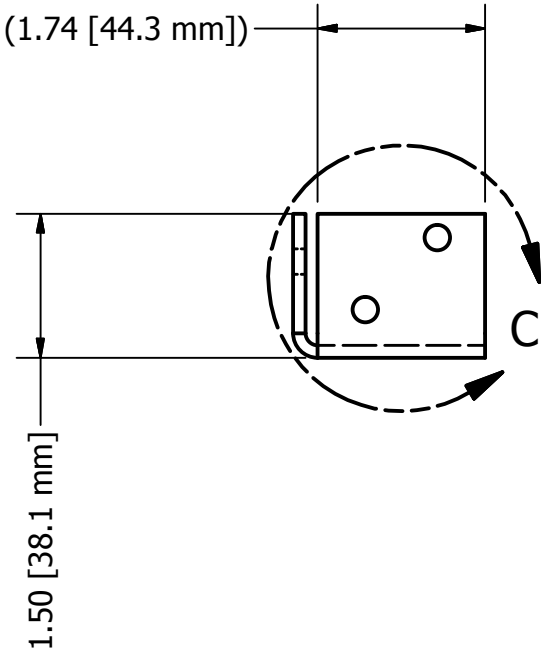
DRAWN mcy CHECKED		11/2/2012		<div>FIRST</div> <div>200 Bedford Street, Manchester, NH 03101 (603) 666-3906 -- FAX (603) 666-3907</div>			
UNLESS OTHERWISE SPECIFIED				<div>TITLE</div> <div>Lower Plastic, Corner Goal</div>			
TOLERANCES: (INCHES)							
FRAC.		+/- 1/32					
.00		+/- .01					
.000		+/- .005					
ANGULAR		+/- .25 Deg.		SIZE		DWG NO	REV
				C		GE-13035	1
				SCALE			SHEET 1 OF 1



REVISION HISTORY				
ZONE	REV	DESCRIPTION	DATE	APPROVED
All	1	Changed overall dimensions of part to make it smaller	11/8/2012	MLC
C	2	Changed thru holes from .547 and .271 to .265" thru	11/15/12	MLC



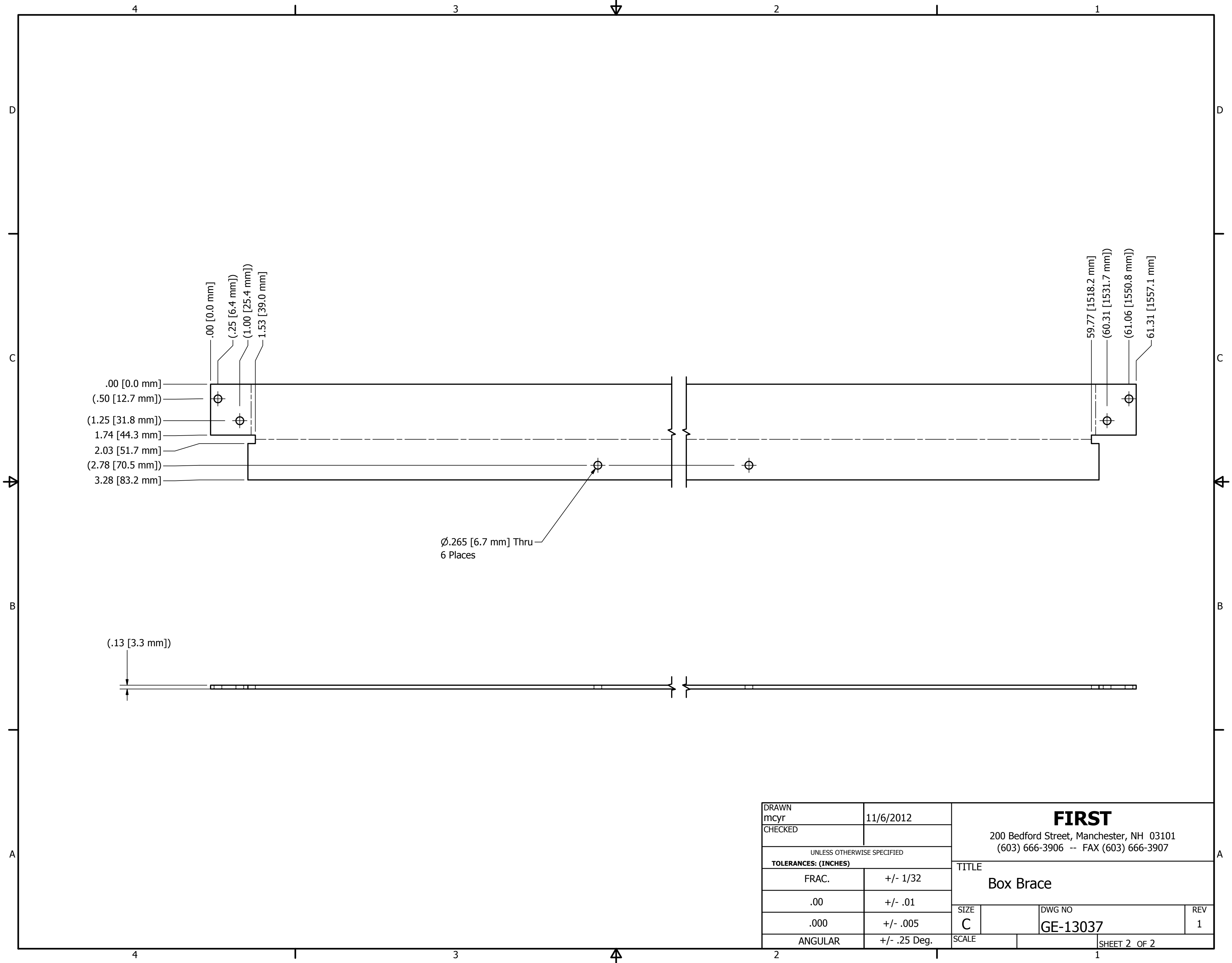
R.26 [6.5 mm] TYP.



DETAIL C  
SCALE 2 : 1

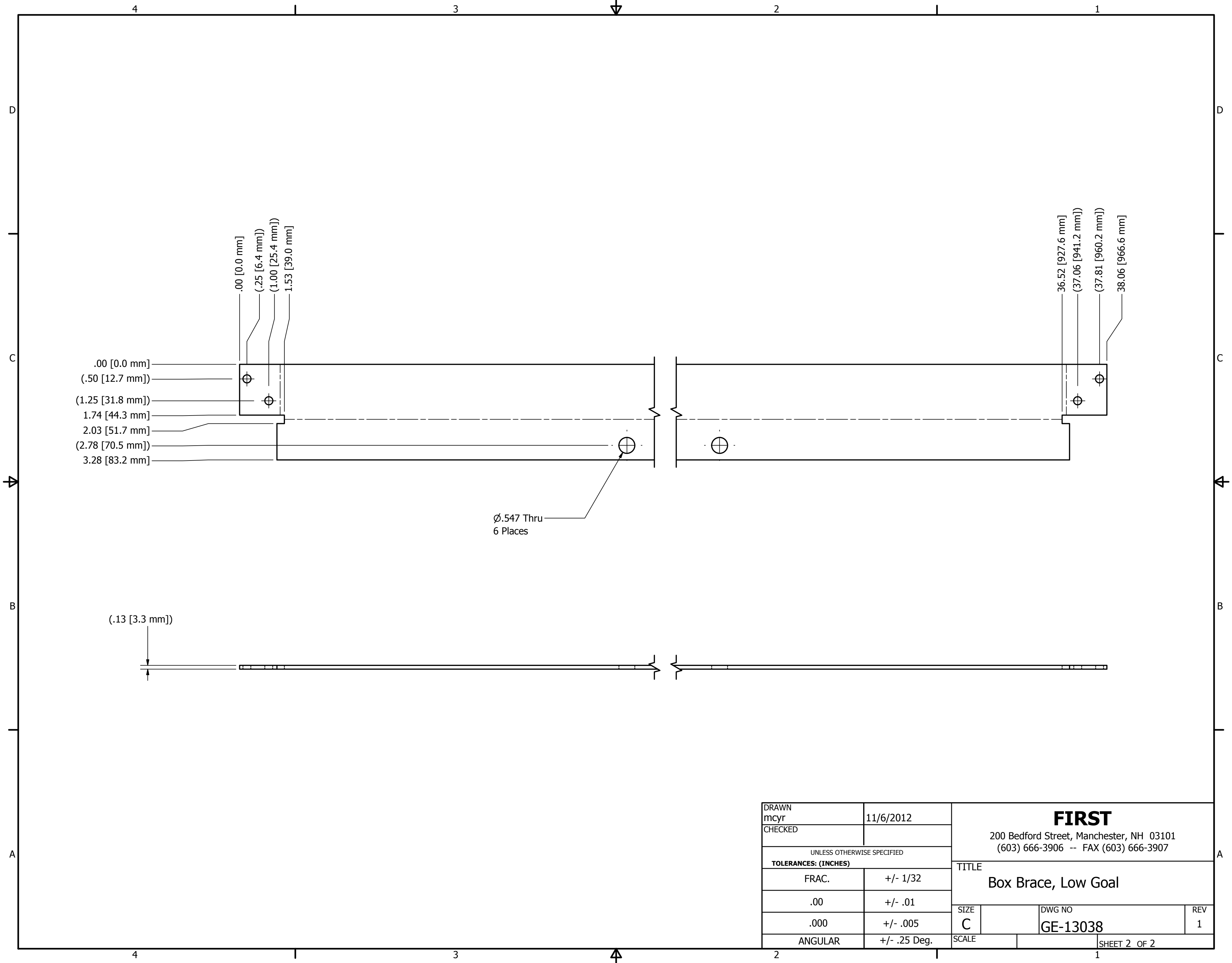
- NOTES:
- 1.) Material: 5052-H32 Aluinium Sheet .125" Thick
  - 2.) Remove all burrs and sharp edges

DRAWN mcyr		11/6/2012		<div>FIRST</div> <div>200 Bedford Street, Manchester, NH 03101</div> <div>(603) 666-3906 -- FAX (603) 666-3907</div>			
CHECKED							
UNLESS OTHERWISE SPECIFIED				<div>TITLE</div> <div>Box Brace</div>			
TOLERANCES: (INCHES)							
FRAC.		+/- 1/32					
.00		+/- .01					
.000		+/- .005					
ANGULAR		+/- .25 Deg.		SIZE		DWG NO	REV
				C		GE-13037	1
				SCALE			SHEET 1 OF 2



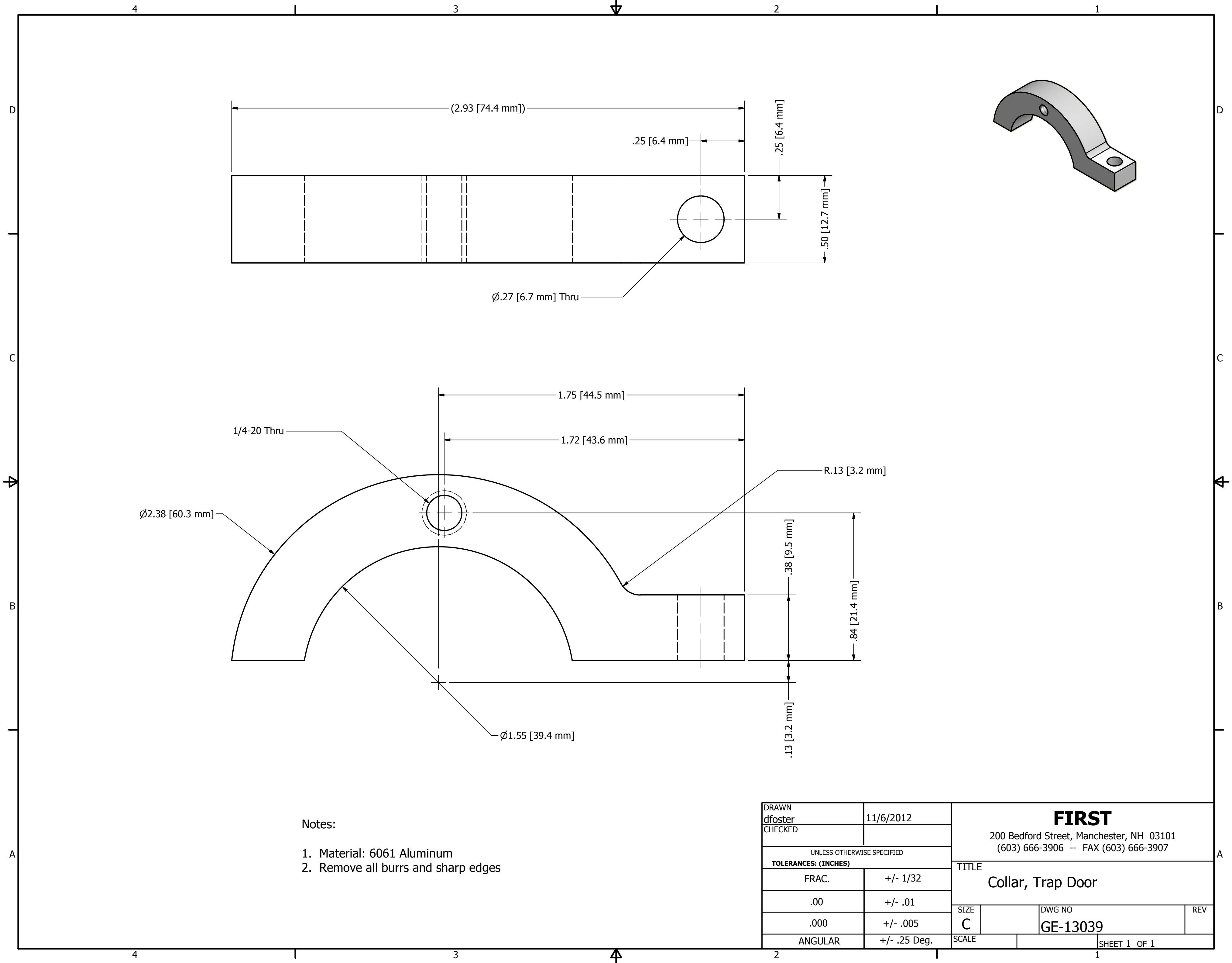
DRAWN mcyr		11/6/2012		<div>FIRST</div> <div>200 Bedford Street, Manchester, NH 03101 (603) 666-3906 -- FAX (603) 666-3907</div>			
CHECKED							
UNLESS OTHERWISE SPECIFIED TOLERANCES: (INCHES)				<div>TITLE</div> <div>Box Brace</div> <div><div>SIZE</div><div>C</div><div>DWG NO</div><div>GE-13037</div><div>REV</div><div>1</div></div>			
FRAC.		+/- 1/32					
.00		+/- .01					
.000		+/- .005					
ANGULAR		+/- .25 Deg.		SCALE		SHEET 2 OF 2	





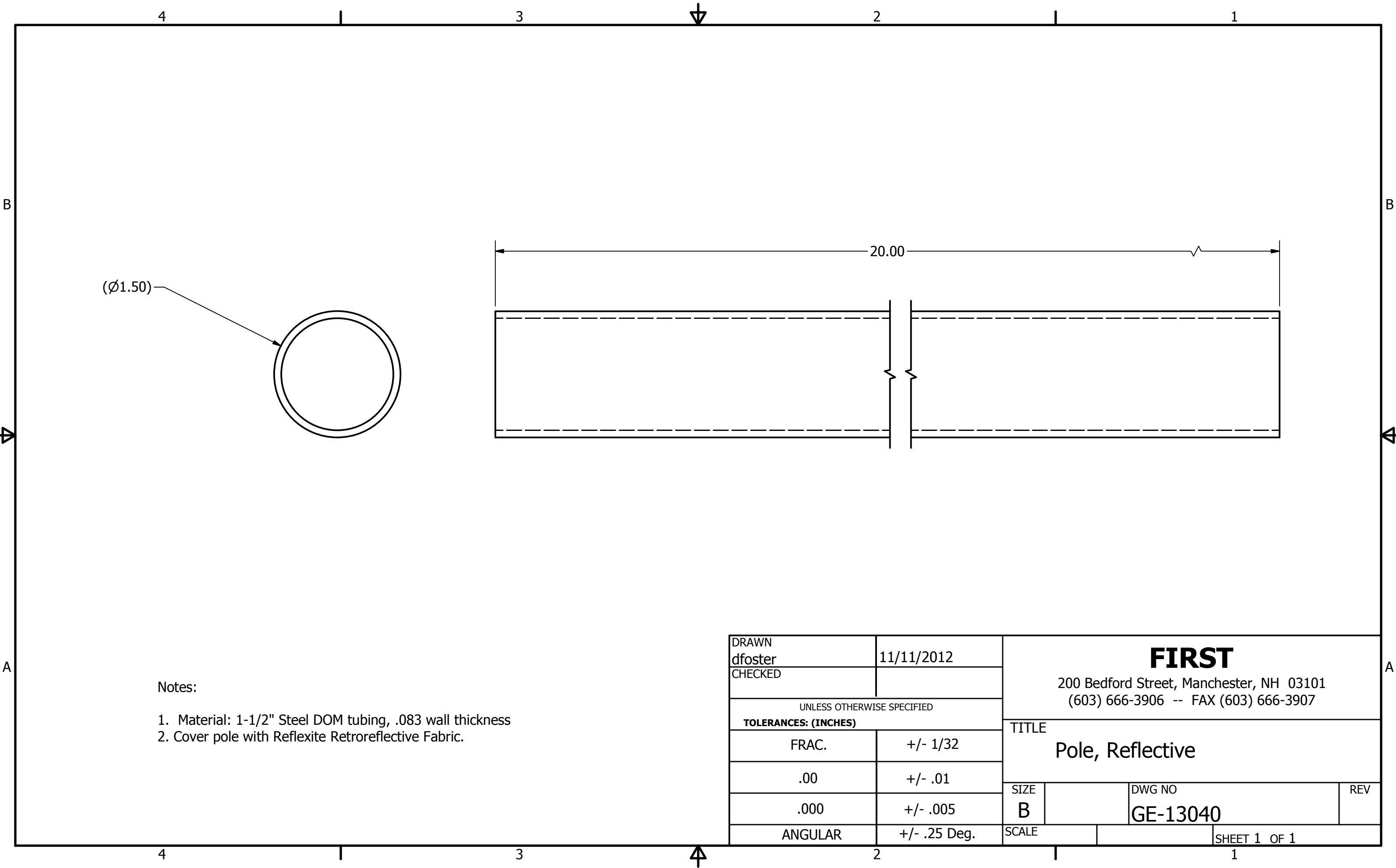
DRAWN mcyr		11/6/2012		<div>FIRST</div> <div>200 Bedford Street, Manchester, NH 03101 (603) 666-3906 -- FAX (603) 666-3907</div>			
CHECKED							
UNLESS OTHERWISE SPECIFIED TOLERANCES: (INCHES)				<div>TITLE</div> <div>Box Brace, Low Goal</div>			
FRAC.		+/- 1/32					
.00		+/- .01					
.000		+/- .005					
ANGULAR		+/- .25 Deg.		SIZE C	DWG NO GE-13038		REV 1
				SCALE		SHEET 2 OF 2	

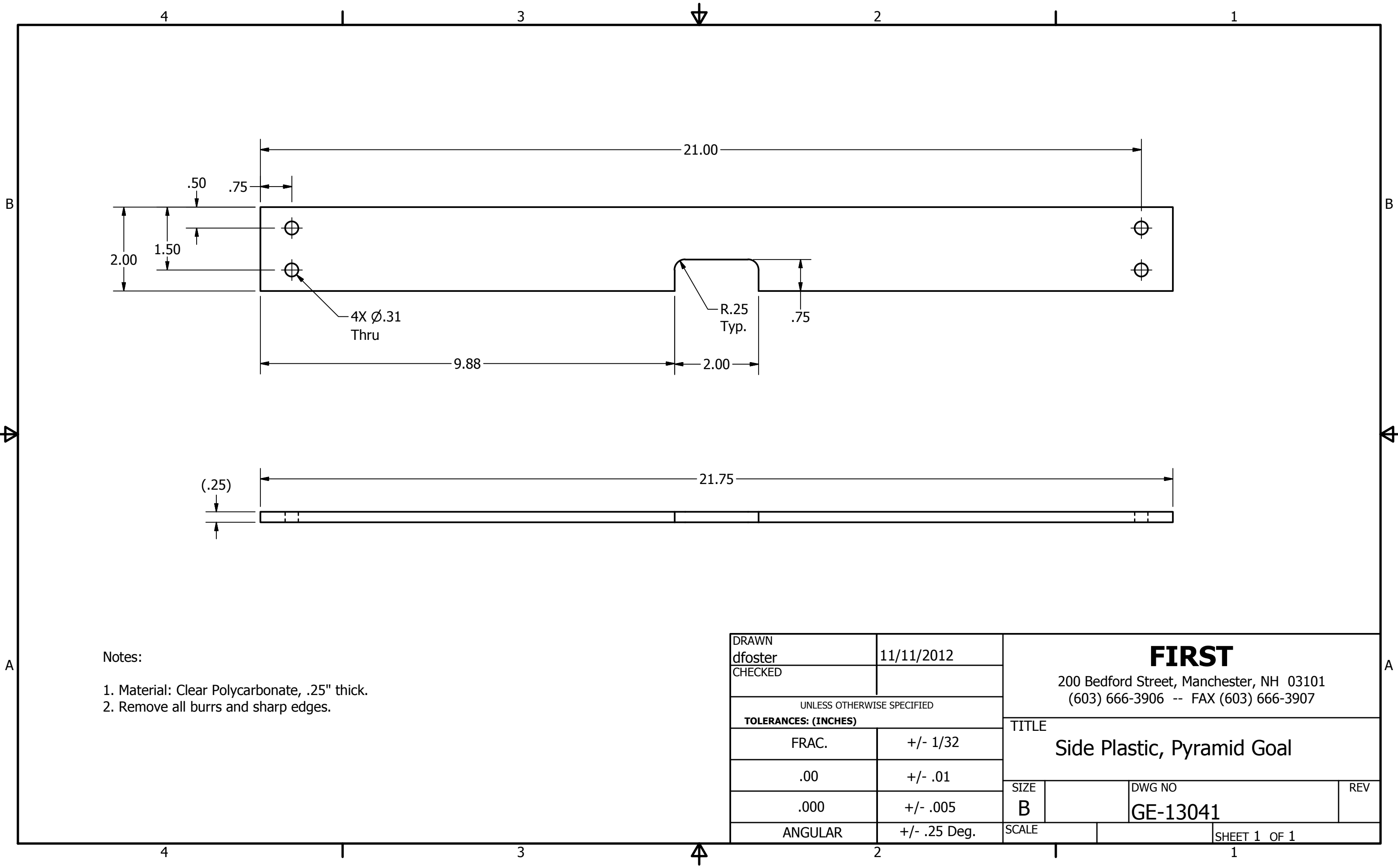




- Notes:
- 1. Material: 6061 Aluminum
  - 2. Remove all burrs and sharp edges

DRAWN dfoster		11/6/2012		<div>FIRST</div> <div>200 Bedford Street, Manchester, NH 03101 (603) 666-3906 -- FAX (603) 666-3907</div>			
CHECKED							
UNLESS OTHERWISE SPECIFIED				<div>TITLE</div> <div>Collar, Trap Door</div>			
TOLERANCES: (INCHES)							
FRAC.		+/- 1/32					
.00		+/- .01					
.000		+/- .005					
ANGULAR		+/- .25 Deg.		SIZE		DWG NO	REV
				C		GE-13039	
				SCALE			SHEET 1 OF 1



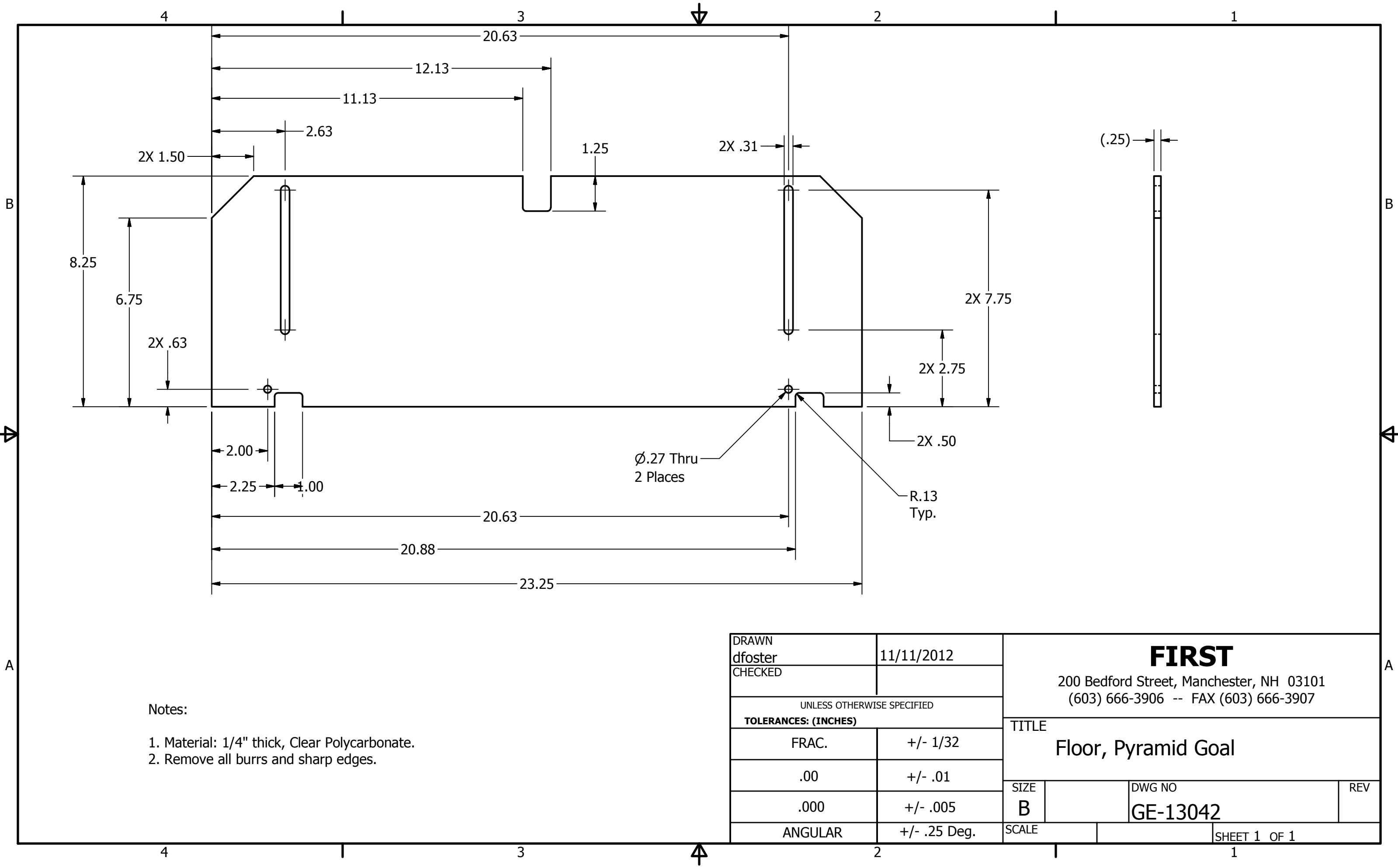


Notes:

1. Material: Clear Polycarbonate, .25" thick.

2. Remove all burrs and sharp edges.

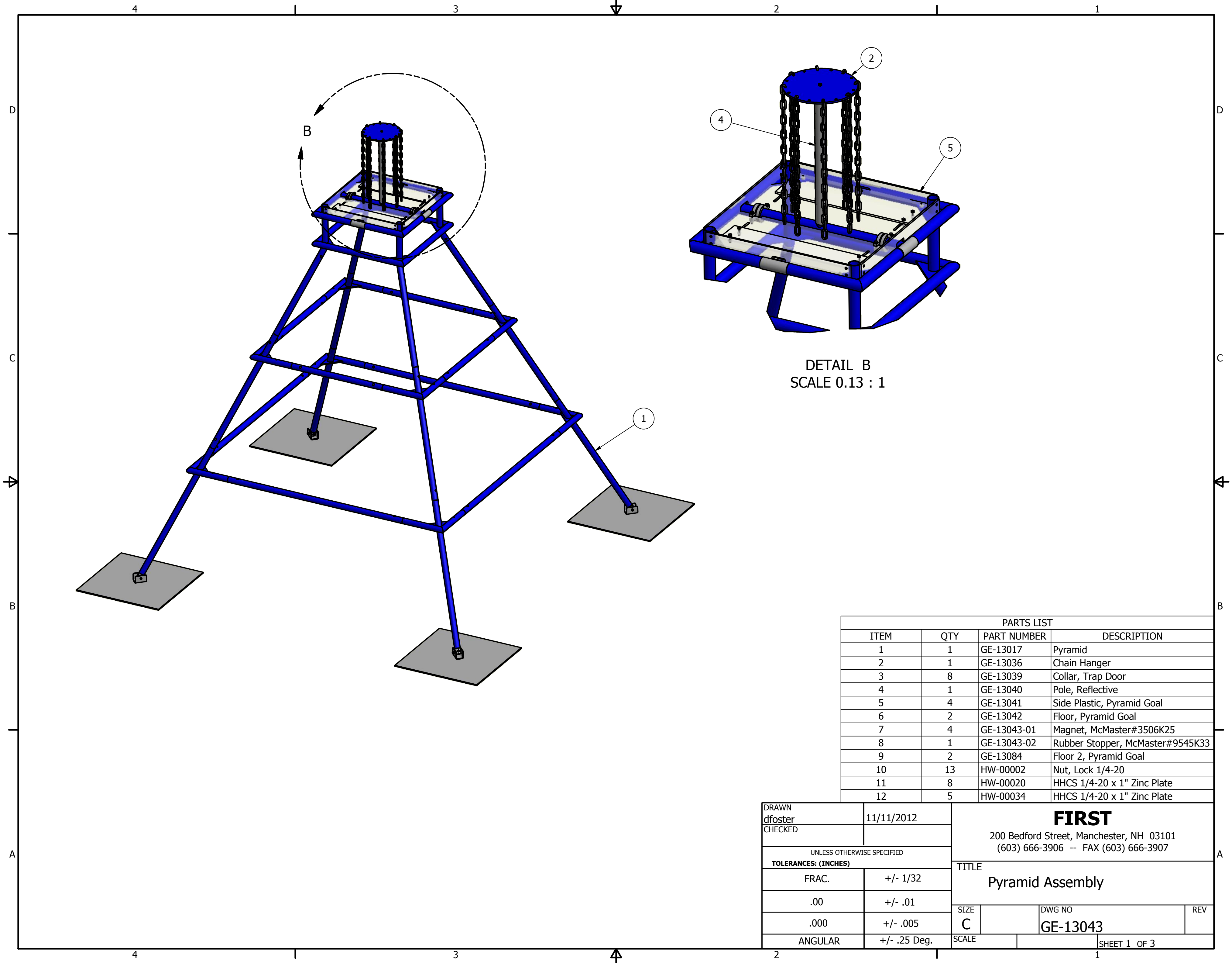
DRAWN dfoster		11/11/2012		<div>FIRST</div> <div>200 Bedford Street, Manchester, NH 03101 (603) 666-3906 -- FAX (603) 666-3907</div>			
CHECKED							
UNLESS OTHERWISE SPECIFIED							
TOLERANCES: (INCHES)				TITLE  Side Plastic, Pyramid Goal			
FRAC.		+/- 1/32					
.00		+/- .01					
.000		+/- .005		SIZE	DWG NO		REV
				B	GE-13041		
ANGULAR		+/- .25 Deg.		SCALE		SHEET 1 OF 1	



Notes:

- 1. Material: 1/4" thick, Clear Polycarbonate.
- 2. Remove all burrs and sharp edges.

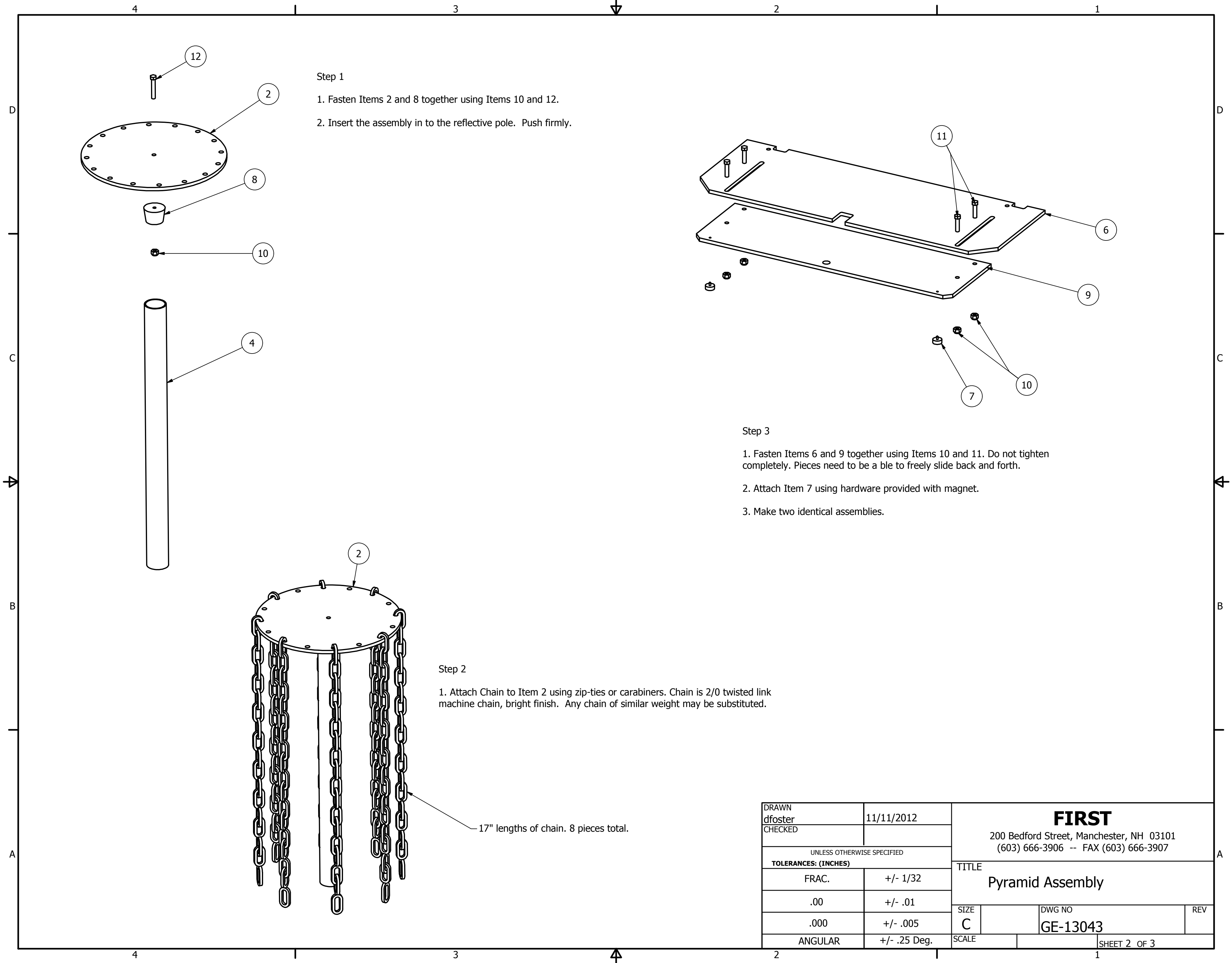
DRAWN dfoster		11/11/2012		<div>FIRST</div> <div>200 Bedford Street, Manchester, NH 03101 (603) 666-3906 -- FAX (603) 666-3907</div>			
CHECKED							
UNLESS OTHERWISE SPECIFIED							
TOLERANCES: (INCHES)				TITLE  Floor, Pyramid Goal			
FRAC.		+/- 1/32					
.00		+/- .01					
.000		+/- .005		SIZE		DWG NO	REV
				B		GE-13042	
ANGULAR		+/- .25 Deg.		SCALE			SHEET 1 OF 1



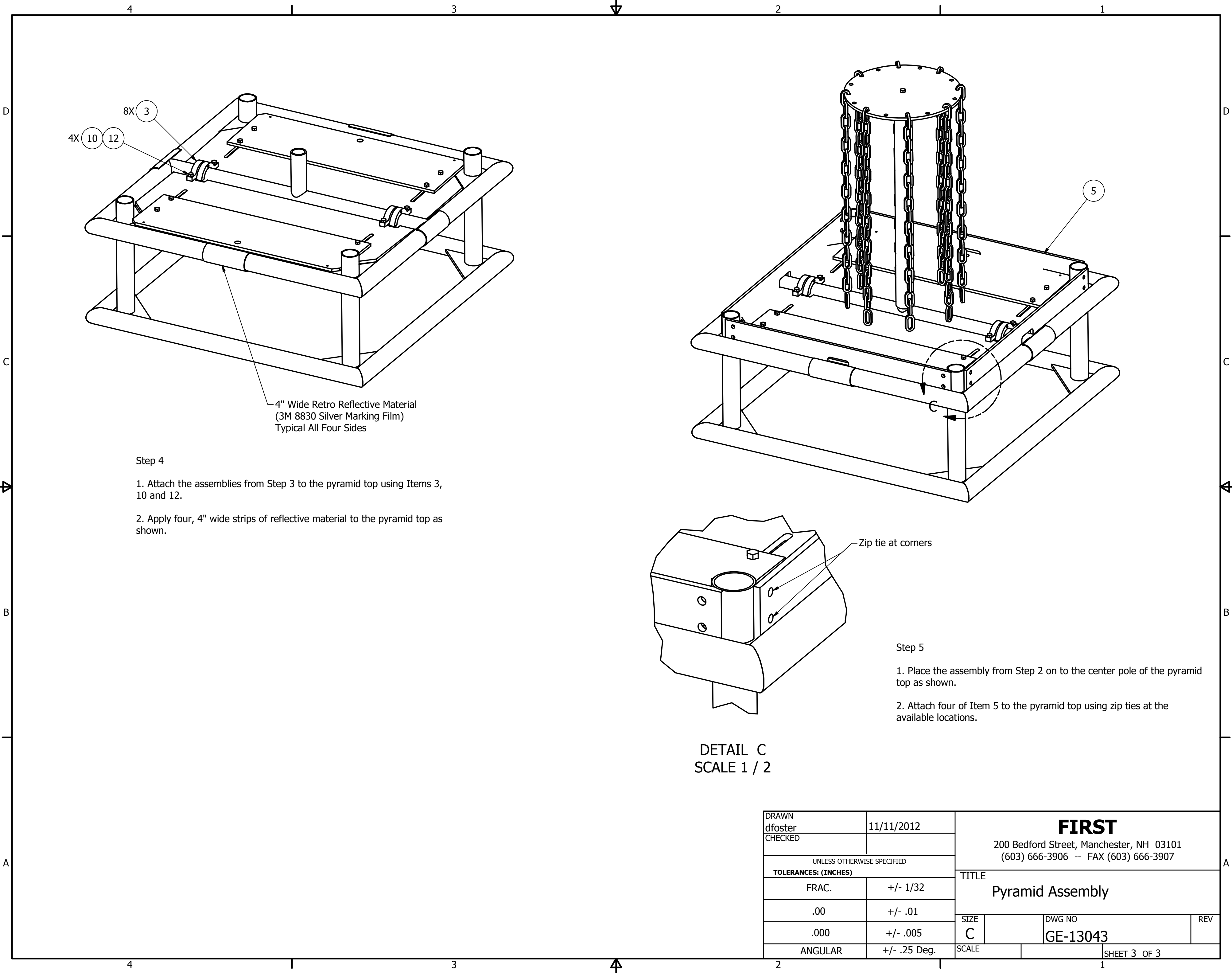
DETAIL B  
SCALE 0.13 : 1

PARTS LIST			
ITEM	QTY	PART NUMBER	DESCRIPTION
1	1	GE-13017	Pyramid
2	1	GE-13036	Chain Hanger
3	8	GE-13039	Collar, Trap Door
4	1	GE-13040	Pole, Reflective
5	4	GE-13041	Side Plastic, Pyramid Goal
6	2	GE-13042	Floor, Pyramid Goal
7	4	GE-13043-01	Magnet, McMaster#3506K25
8	1	GE-13043-02	Rubber Stopper, McMaster#9545K33
9	2	GE-13084	Floor 2, Pyramid Goal
10	13	HW-00002	Nut, Lock 1/4-20
11	8	HW-00020	HHCS 1/4-20 x 1" Zinc Plate
12	5	HW-00034	HHCS 1/4-20 x 1" Zinc Plate

DRAWN dfoster		11/11/2012		<div>FIRST</div> <div>200 Bedford Street, Manchester, NH 03101 (603) 666-3906 -- FAX (603) 666-3907</div>			
CHECKED							
UNLESS OTHERWISE SPECIFIED				TITLE <div>Pyramid Assembly</div>			
TOLERANCES: (INCHES)							
FRAC.		+/- 1/32		SIZE C			
.00		+/- .01					
.000		+/- .005					
ANGULAR		+/- .25 Deg.		SCALE		SHEET 1 OF 3	



DRAWN dfoster		11/11/2012		<div>FIRST</div> <div>200 Bedford Street, Manchester, NH 03101 (603) 666-3906 -- FAX (603) 666-3907</div>			
CHECKED							
UNLESS OTHERWISE SPECIFIED				<div>TITLE</div> <div>Pyramid Assembly</div>			
TOLERANCES: (INCHES)							
FRAC.		+/- 1/32					
.00		+/- .01					
.000		+/- .005					
ANGULAR		+/- .25 Deg.		SIZE		DWG NO	REV
				C		GE-13043	
				SCALE			SHEET 2 OF 3



Step 4

- 1. Attach the assemblies from Step 3 to the pyramid top using Items 3, 10 and 12.
- 2. Apply four, 4" wide strips of reflective material to the pyramid top as shown.

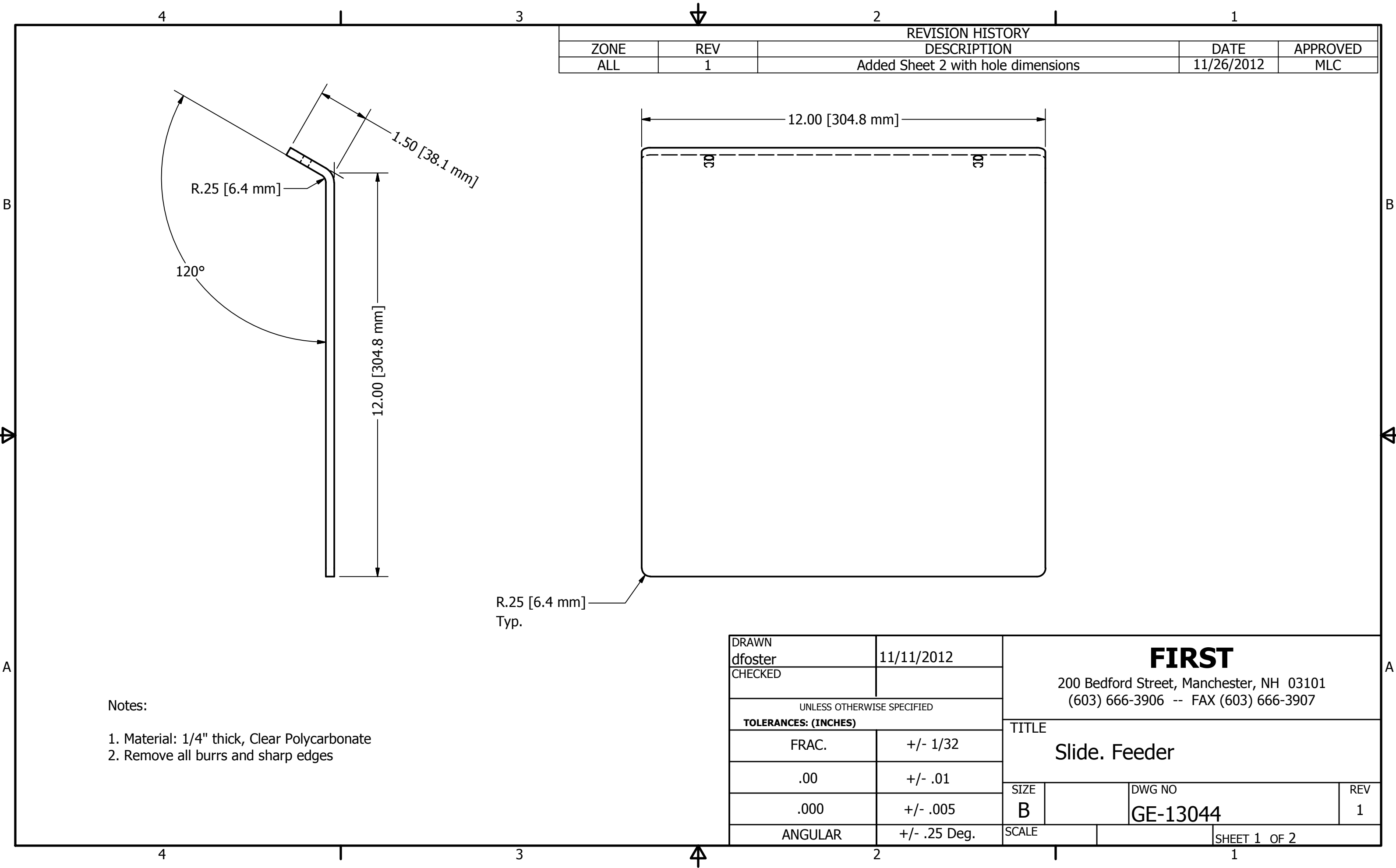
4" Wide Retro Reflective Material  
(3M 8830 Silver Marking Film)  
Typical All Four Sides

Step 5

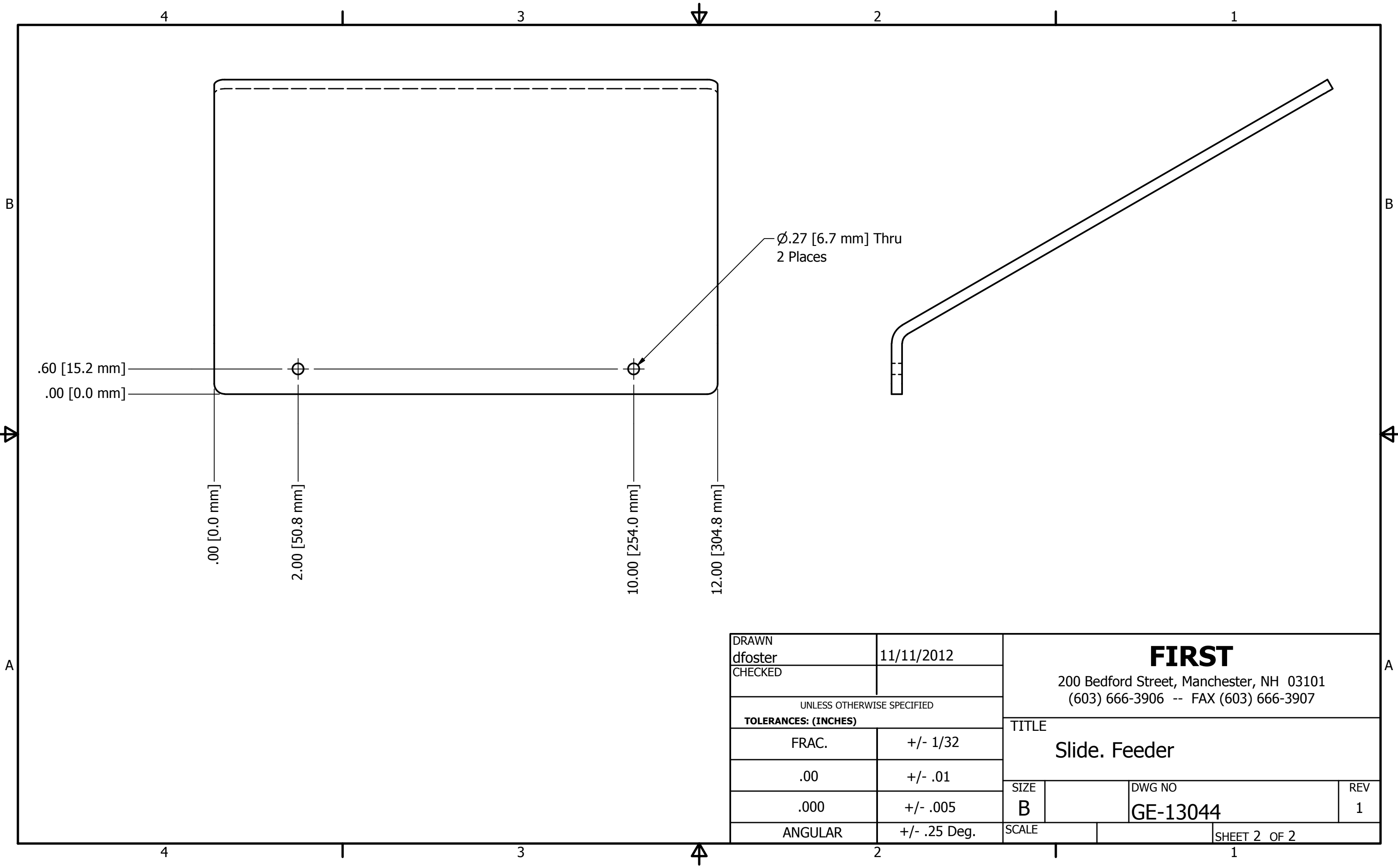
- 1. Place the assembly from Step 2 on to the center pole of the pyramid top as shown.
- 2. Attach four of Item 5 to the pyramid top using zip ties at the available locations.

DETAIL C  
SCALE 1 / 2

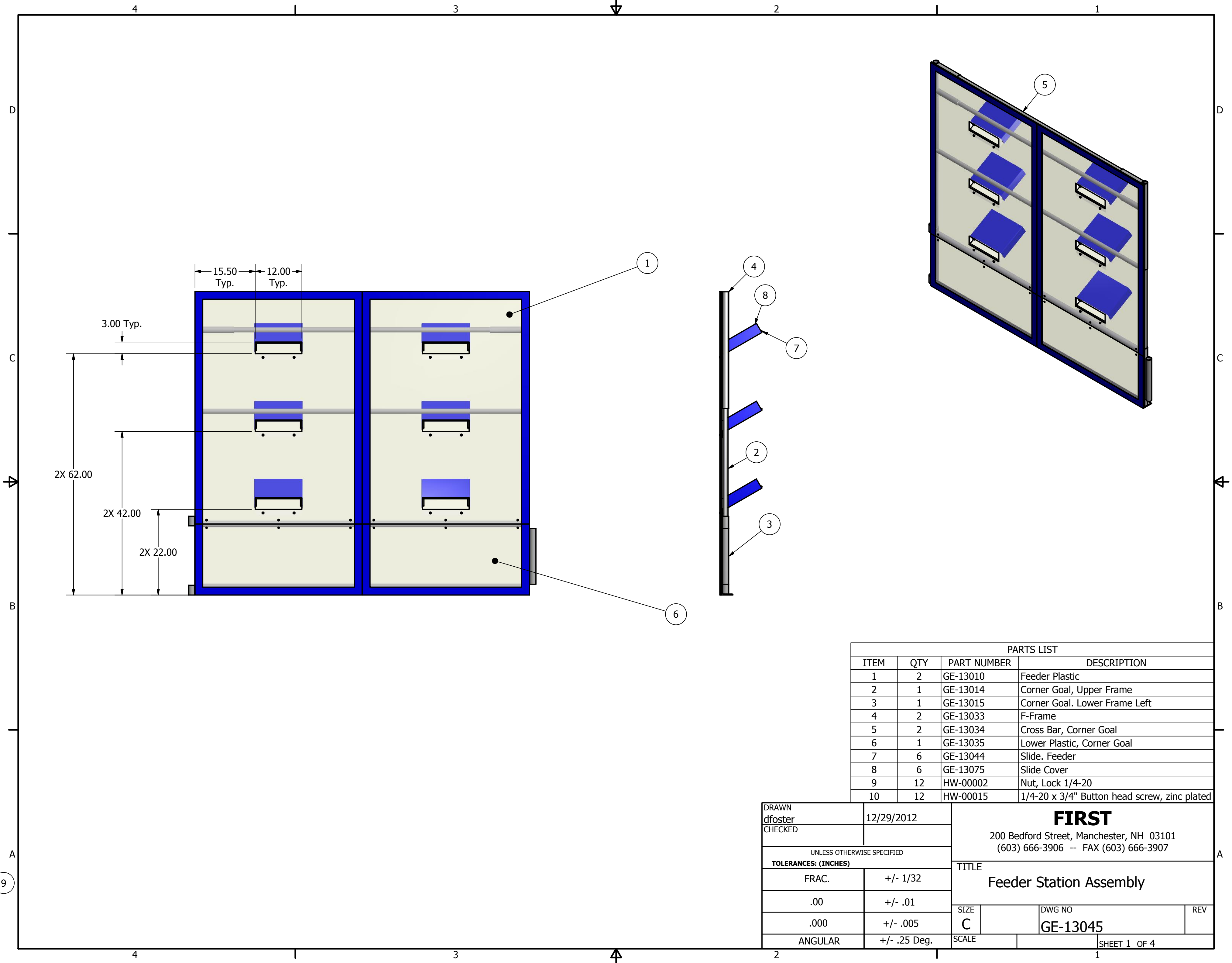
DRAWN dfoster		11/11/2012		<div>FIRST</div> <div>200 Bedford Street, Manchester, NH 03101 (603) 666-3906 -- FAX (603) 666-3907</div>			
CHECKED							
UNLESS OTHERWISE SPECIFIED				<div>TITLE</div> <div>Pyramid Assembly</div>			
TOLERANCES: (INCHES)							
FRAC.		+/- 1/32					
.00		+/- .01					
.000		+/- .005					
ANGULAR		+/- .25 Deg.		SIZE		DWG NO	REV
				C		GE-13043	
				SCALE			SHEET 3 OF 3





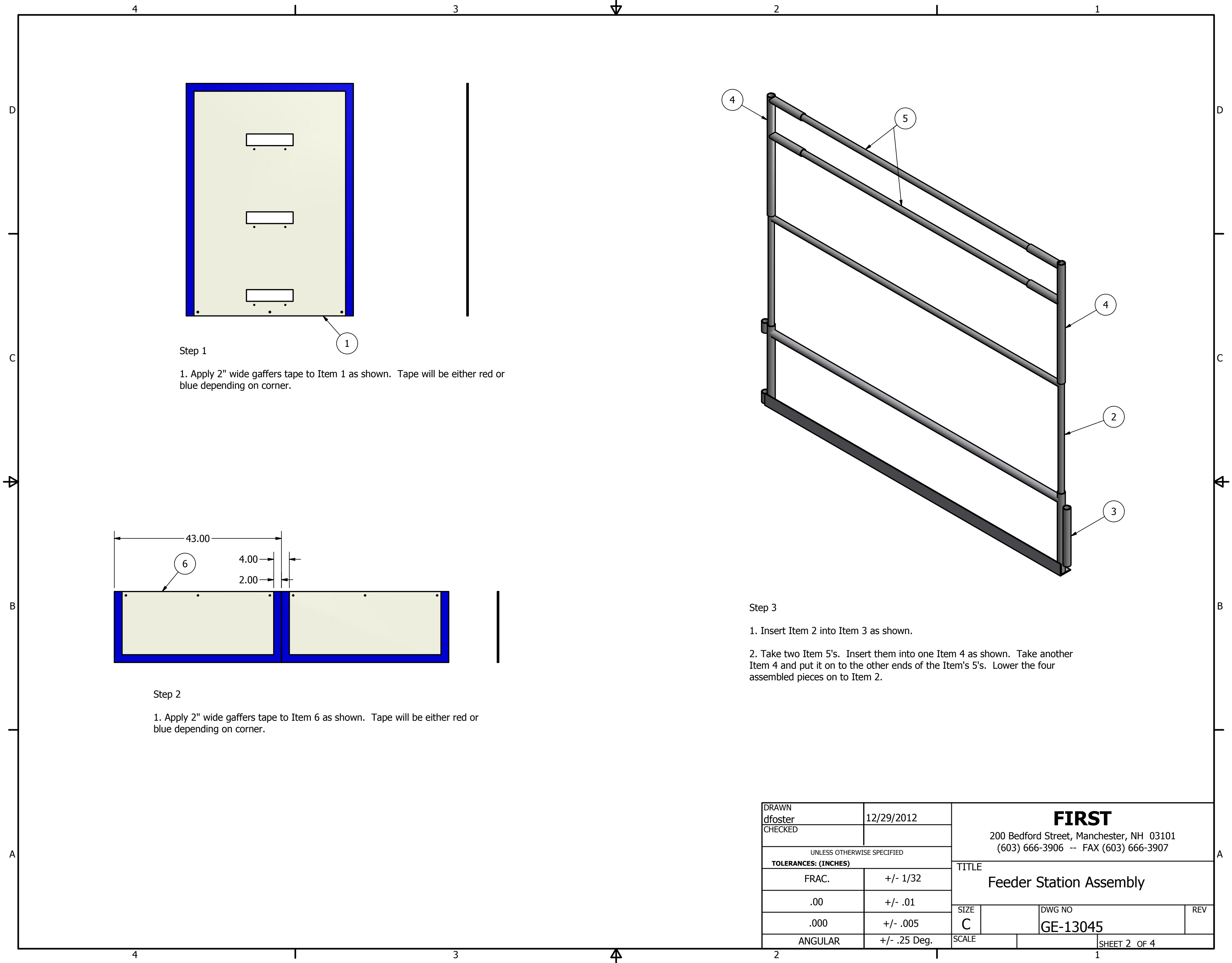


DRAWN dfoster	11/11/2012	<b>FIRST</b> 200 Bedford Street, Manchester, NH 03101 (603) 666-3906 -- FAX (603) 666-3907			
CHECKED					
UNLESS OTHERWISE SPECIFIED		TITLE Slide. Feeder			
FRAC.	+/- 1/32				
.00	+/- .01				
.000	+/- .005	SIZE B	DWG NO GE-13044		REV 1
ANGULAR	+/- .25 Deg.	SCALE	SHEET 2 OF 2		



PARTS LIST			
ITEM	QTY	PART NUMBER	DESCRIPTION
1	2	GE-13010	Feeder Plastic
2	1	GE-13014	Corner Goal, Upper Frame
3	1	GE-13015	Corner Goal, Lower Frame Left
4	2	GE-13033	F-Frame
5	2	GE-13034	Cross Bar, Corner Goal
6	1	GE-13035	Lower Plastic, Corner Goal
7	6	GE-13044	Slide, Feeder
8	6	GE-13075	Slide Cover
9	12	HW-00002	Nut, Lock 1/4-20
10	12	HW-00015	1/4-20 x 3/4" Button head screw, zinc plated

DRAWN dfoster		12/29/2012		<div>FIRST</div> <div>200 Bedford Street, Manchester, NH 03101 (603) 666-3906 -- FAX (603) 666-3907</div>			
CHECKED							
UNLESS OTHERWISE SPECIFIED				TITLE <div>Feeder Station Assembly</div>			
TOLERANCES: (INCHES)							
FRAC.		+/- 1/32		SIZE C			
.00		+/- .01					
.000		+/- .005		DWG NO GE-13045			
ANGULAR		+/- .25 Deg.					
				SCALE		REV	
						SHEET 1 OF 4	



Step 1

1. Apply 2" wide gaffers tape to Item 1 as shown. Tape will be either red or blue depending on corner.

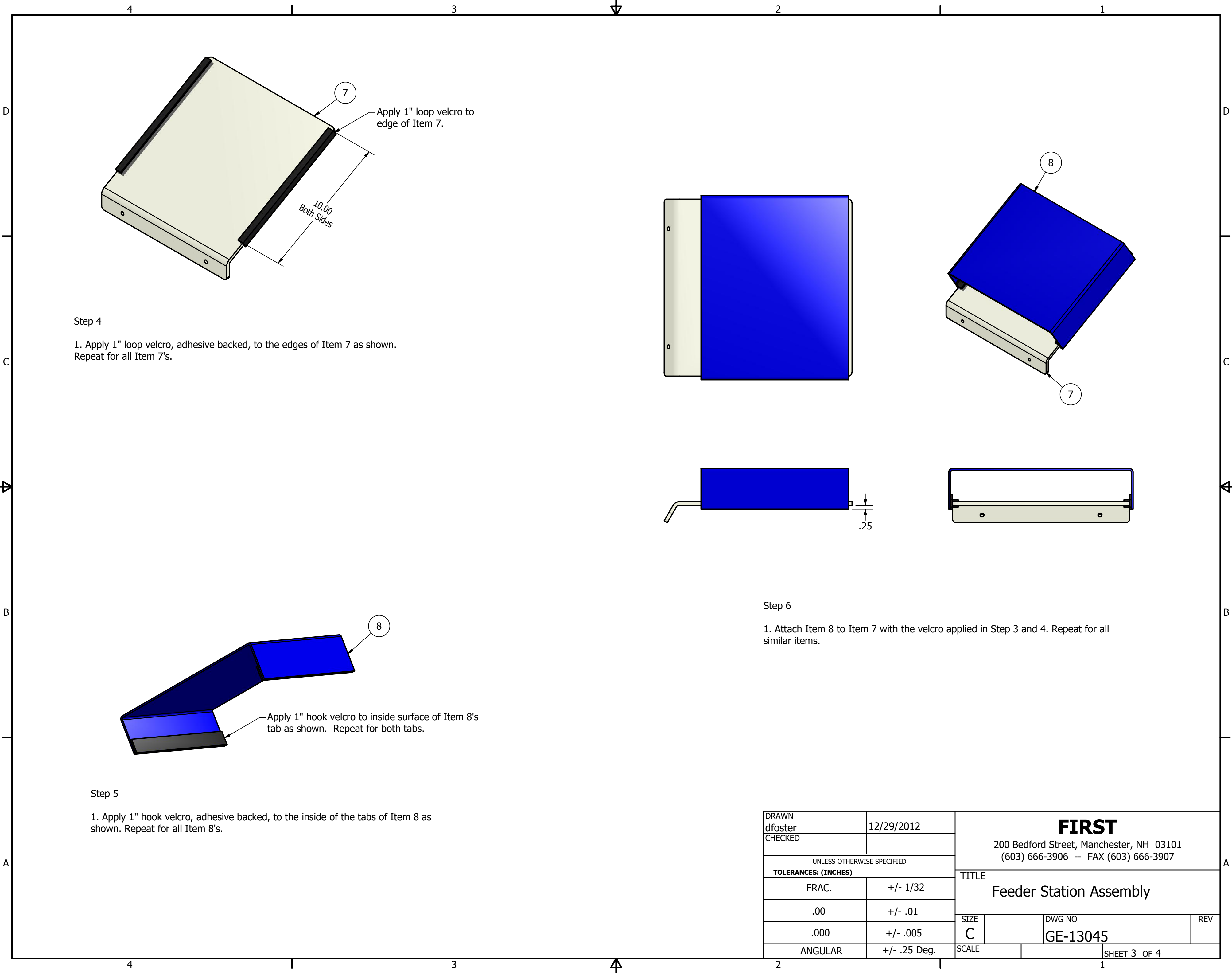
Step 2

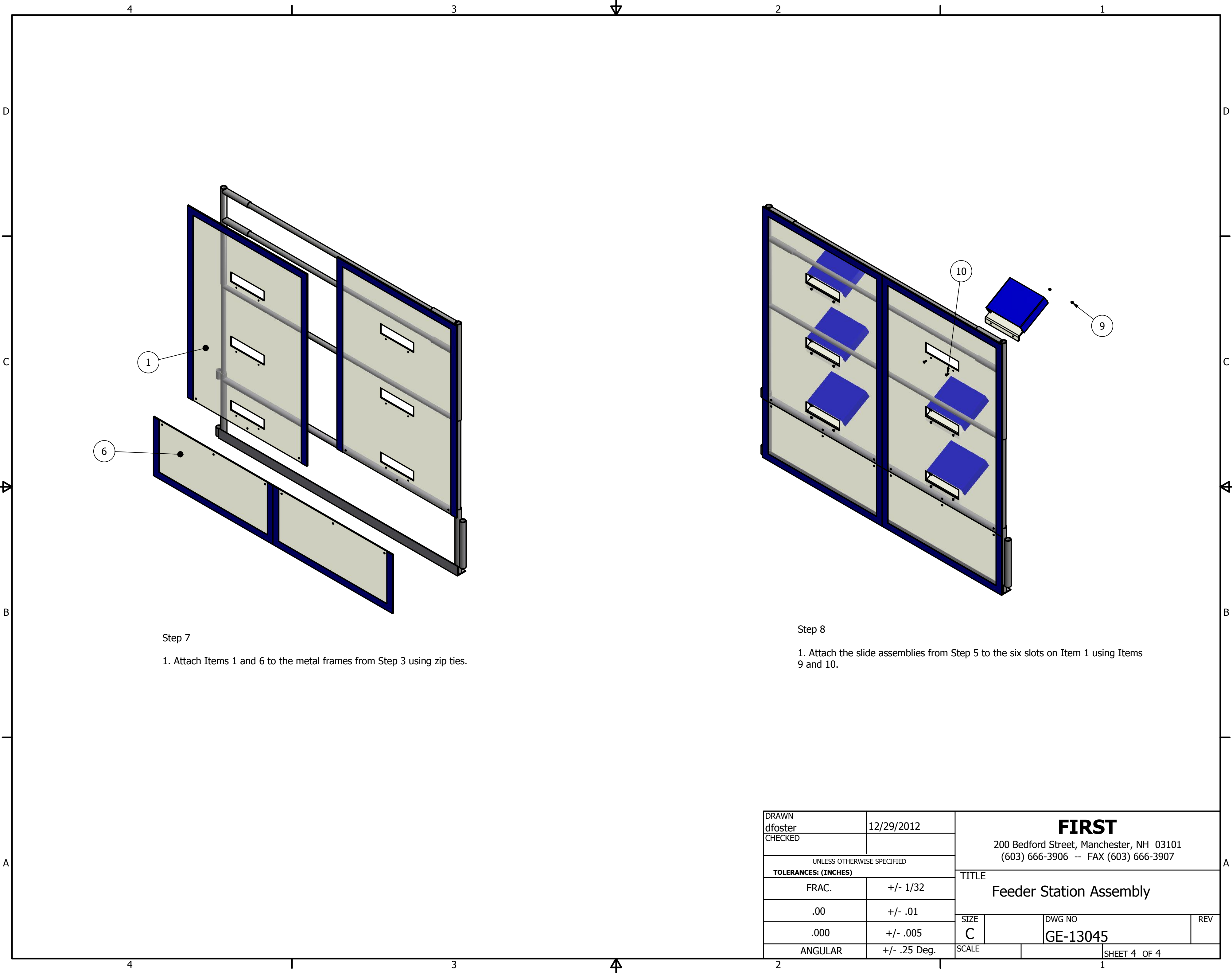
1. Apply 2" wide gaffers tape to Item 6 as shown. Tape will be either red or blue depending on corner.

Step 3

- 1. Insert Item 2 into Item 3 as shown.
- 2. Take two Item 5's. Insert them into one Item 4 as shown. Take another Item 4 and put it on to the other ends of the Item's 5's. Lower the four assembled pieces on to Item 2.

DRAWN dfoster		12/29/2012		<div>FIRST</div> <div>200 Bedford Street, Manchester, NH 03101</div> <div>(603) 666-3906 -- FAX (603) 666-3907</div>			
CHECKED							
UNLESS OTHERWISE SPECIFIED				<div>TITLE</div> <div>Feeder Station Assembly</div>			
TOLERANCES: (INCHES)							
FRAC.		+/- 1/32					
.00		+/- .01					
.000		+/- .005					
ANGULAR		+/- .25 Deg.		SIZE		DWG NO	REV
				C		GE-13045	
				SCALE		SHEET 2 OF 4	





Step 7

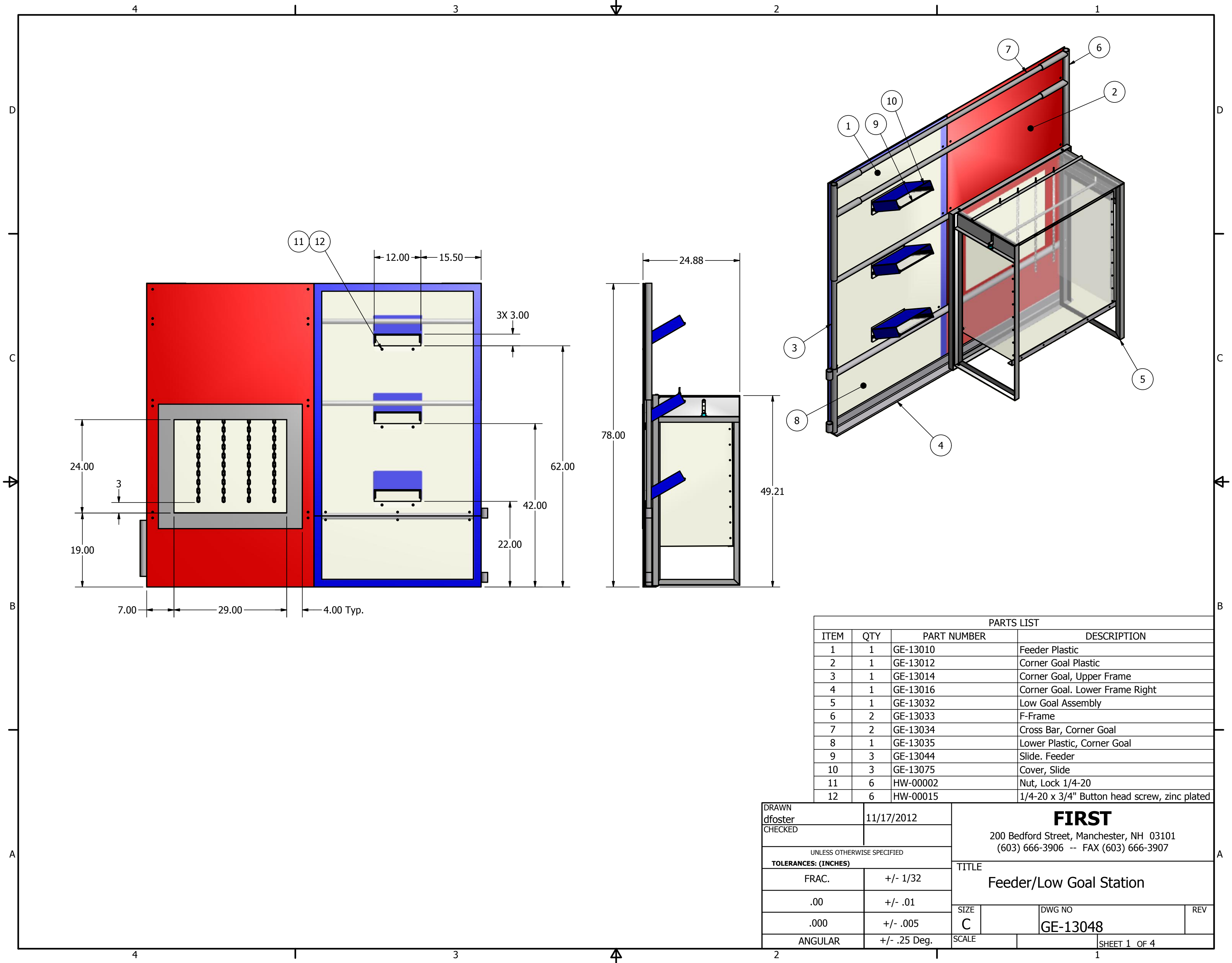
1. Attach Items 1 and 6 to the metal frames from Step 3 using zip ties.

Step 8

1. Attach the slide assemblies from Step 5 to the six slots on Item 1 using Items 9 and 10.

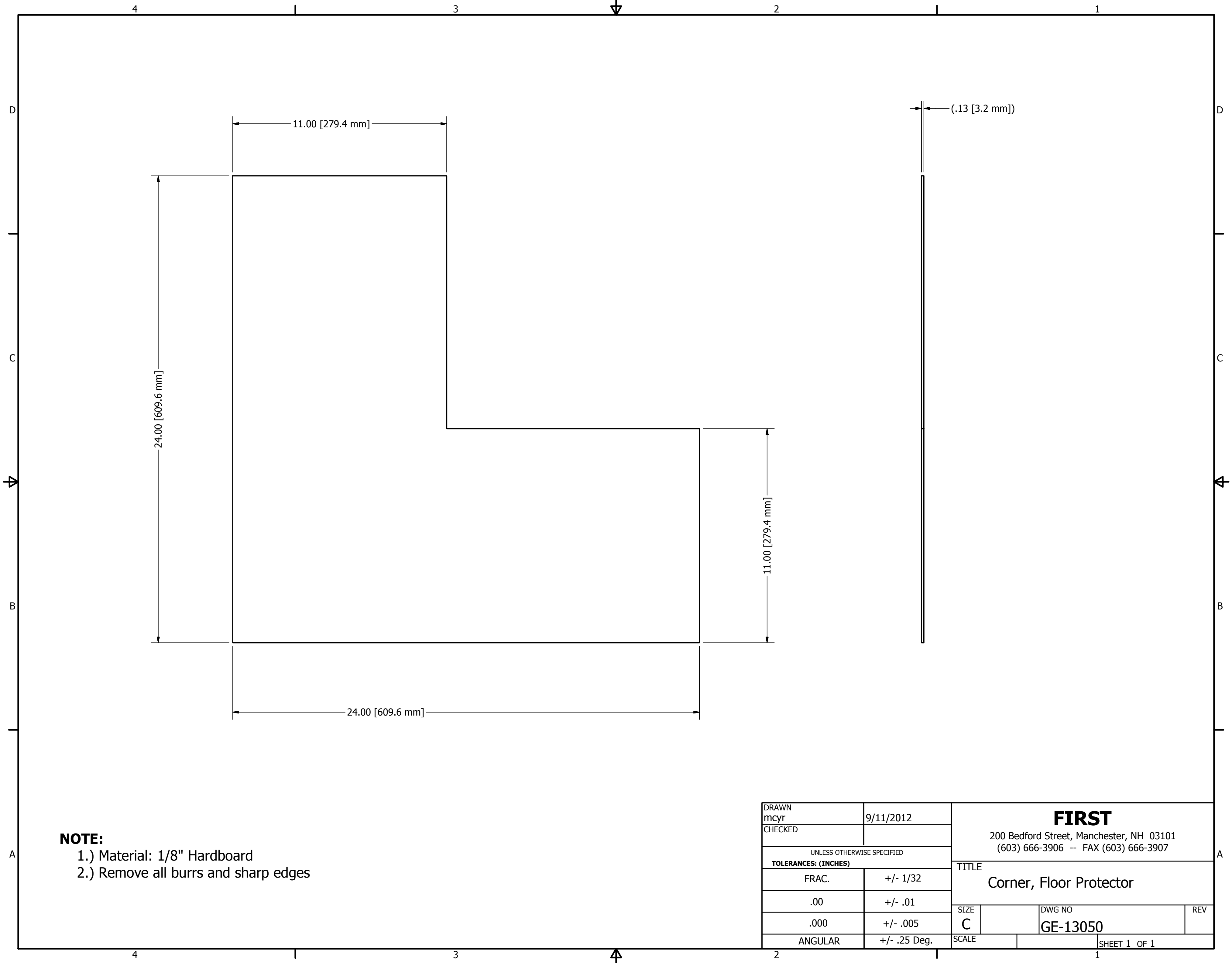
DRAWN dfoster		12/29/2012		<div>FIRST</div> <div>200 Bedford Street, Manchester, NH 03101</div> <div>(603) 666-3906 -- FAX (603) 666-3907</div>			
CHECKED							
UNLESS OTHERWISE SPECIFIED				<div>TITLE</div> <div>Feeder Station Assembly</div>			
TOLERANCES: (INCHES)							
FRAC.		+/- 1/32					
.00		+/- .01					
.000		+/- .005					
ANGULAR		+/- .25 Deg.		SIZE		DWG NO	REV
				C		GE-13045	
				SCALE		SHEET 4 OF 4	

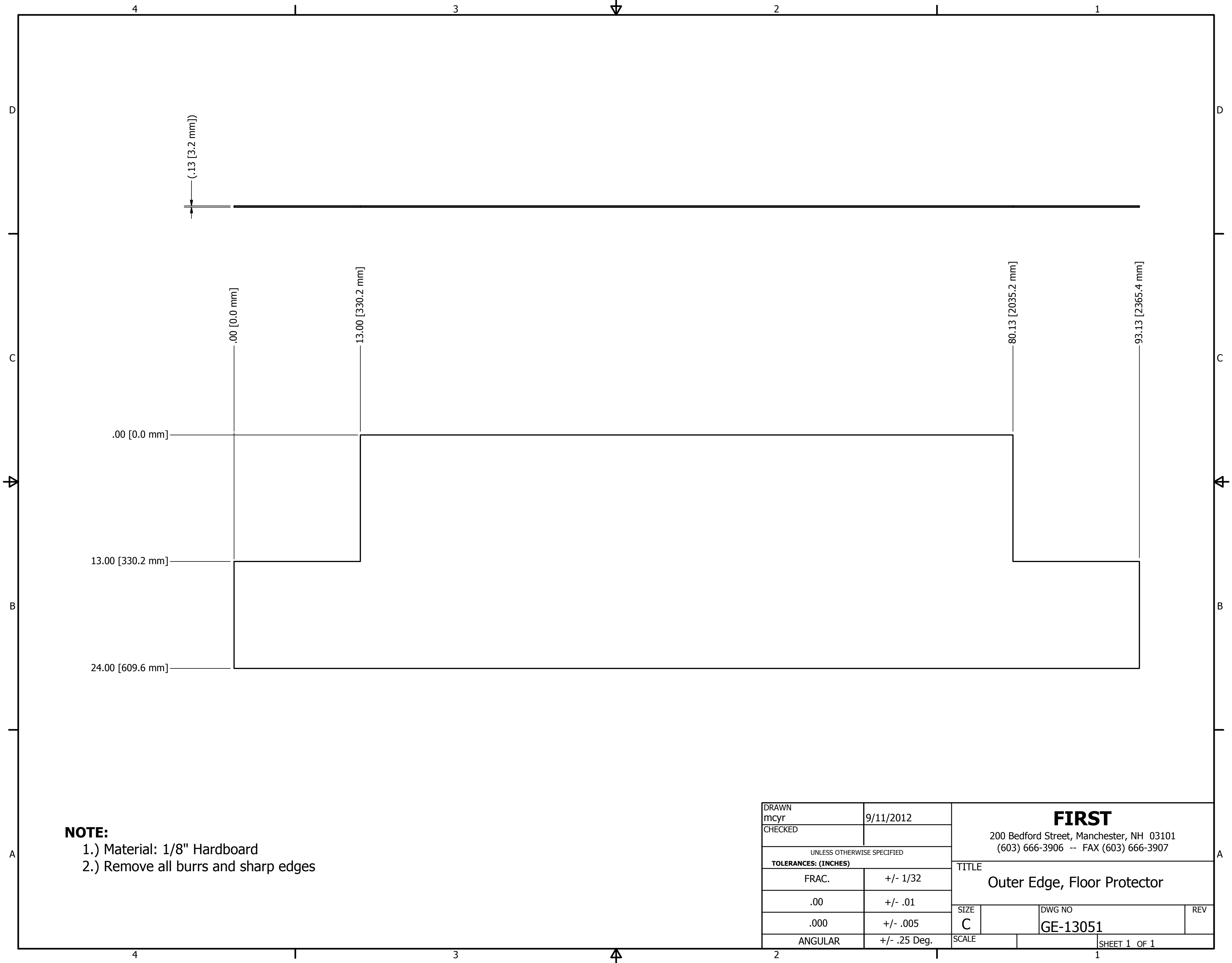




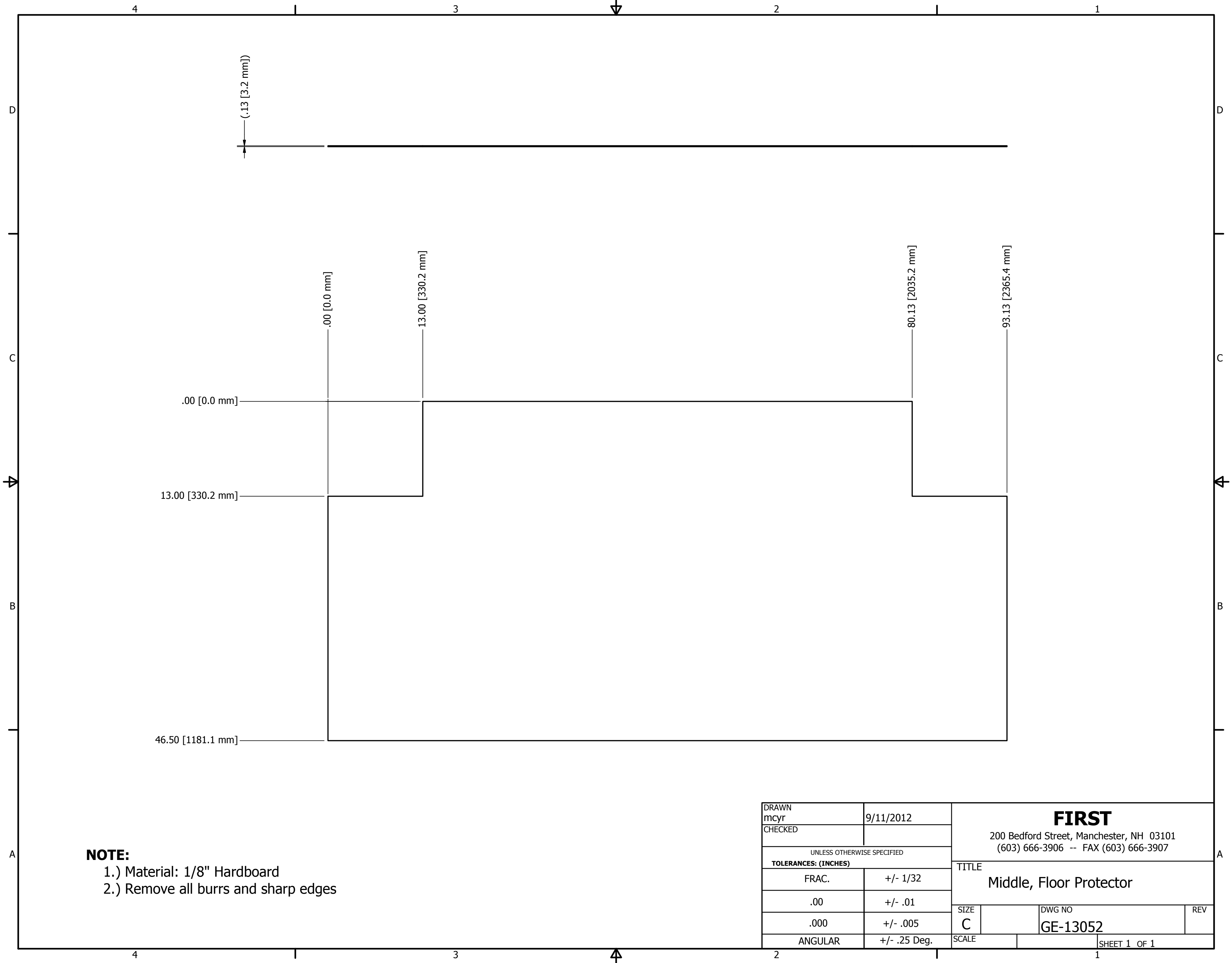
PARTS LIST			
ITEM	QTY	PART NUMBER	DESCRIPTION
1	1	GE-13010	Feeder Plastic
2	1	GE-13012	Corner Goal Plastic
3	1	GE-13014	Corner Goal, Upper Frame
4	1	GE-13016	Corner Goal. Lower Frame Right
5	1	GE-13032	Low Goal Assembly
6	2	GE-13033	F-Frame
7	2	GE-13034	Cross Bar, Corner Goal
8	1	GE-13035	Lower Plastic, Corner Goal
9	3	GE-13044	Slide. Feeder
10	3	GE-13075	Cover, Slide
11	6	HW-00002	Nut, Lock 1/4-20
12	6	HW-00015	1/4-20 x 3/4" Button head screw, zinc plated

DRAWN dfoster		11/17/2012		<div><b>FIRST</b></div> <div>200 Bedford Street, Manchester, NH 03101 (603) 666-3906 -- FAX (603) 666-3907</div>			
CHECKED							
UNLESS OTHERWISE SPECIFIED				TITLE <div>Feeder/Low Goal Station</div>			
TOLERANCES: (INCHES)							
FRAC.		+/- 1/32		SIZE C			
.00		+/- .01					
.000		+/- .005					
ANGULAR		+/- .25 Deg.		SCALE		REV	
						DWG NO GE-13048	
						SHEET 1 OF 4	



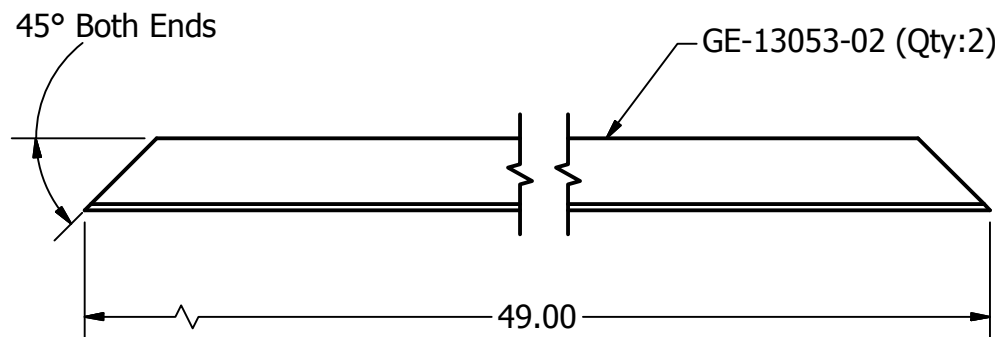
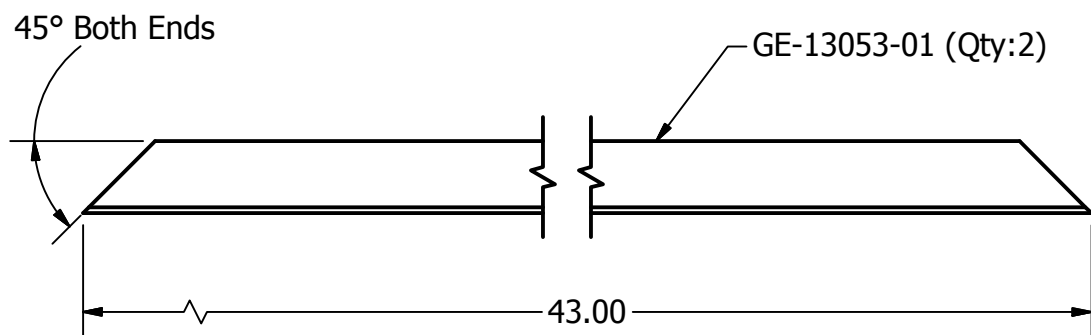
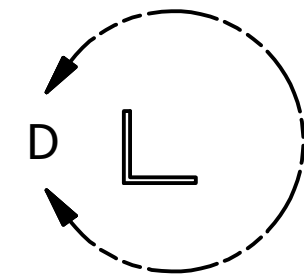
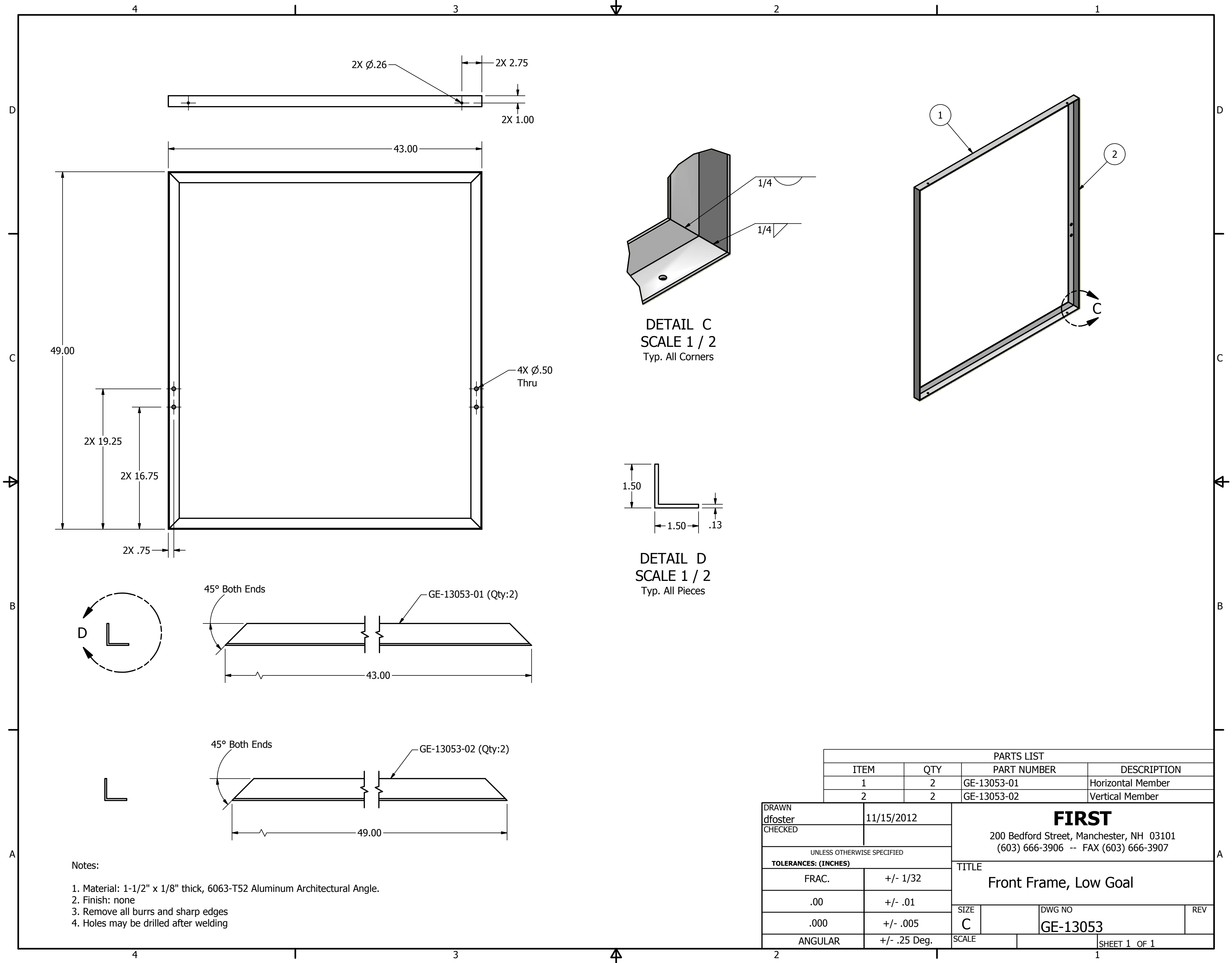




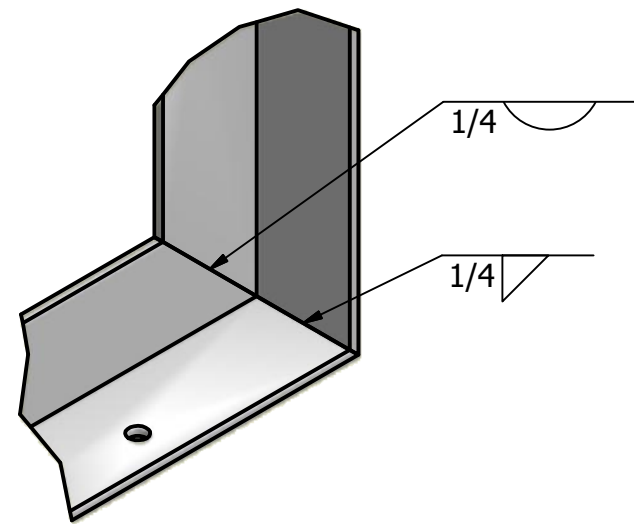


**NOTE:**

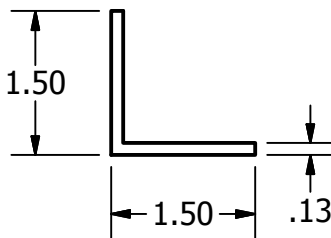
- 1.) Material: 1/8" Hardboard
- 2.) Remove all burrs and sharp edges



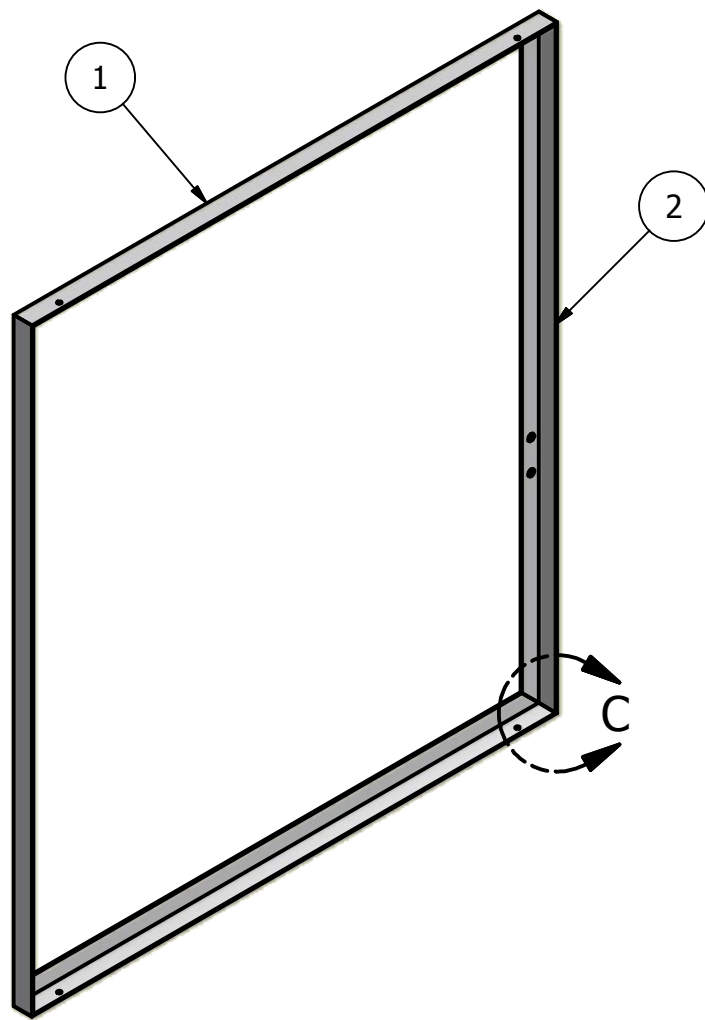
- Notes:
- 1. Material: 1-1/2" x 1/8" thick, 6063-T52 Aluminum Architectural Angle.
  - 2. Finish: none
  - 3. Remove all burrs and sharp edges
  - 4. Holes may be drilled after welding



DETAIL C  
SCALE 1 / 2  
Typ. All Corners

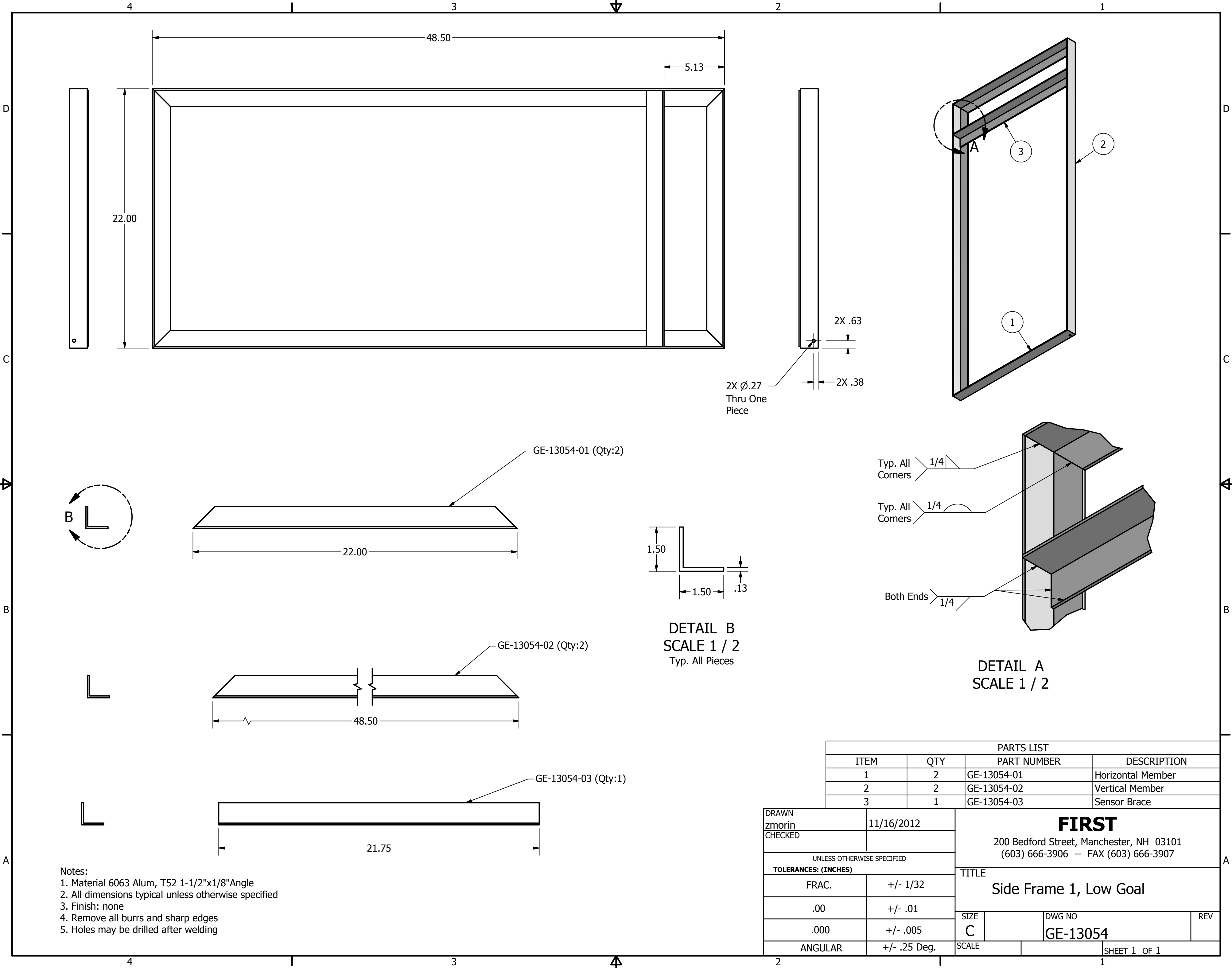


DETAIL D  
SCALE 1 / 2  
Typ. All Pieces



		PARTS LIST			
ITEM		QTY	PART NUMBER		DESCRIPTION
1		2	GE-13053-01		Horizontal Member
2		2	GE-13053-02		Vertical Member

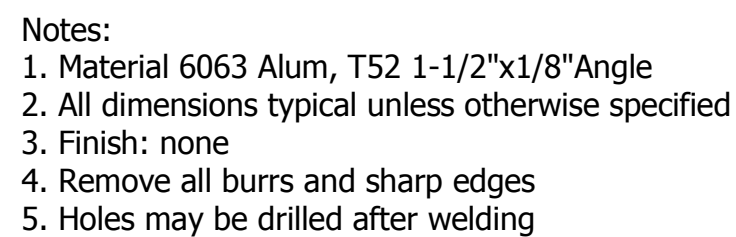
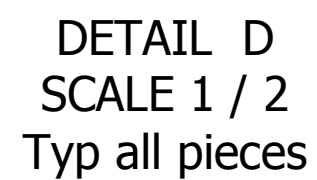
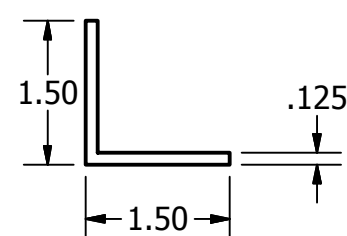
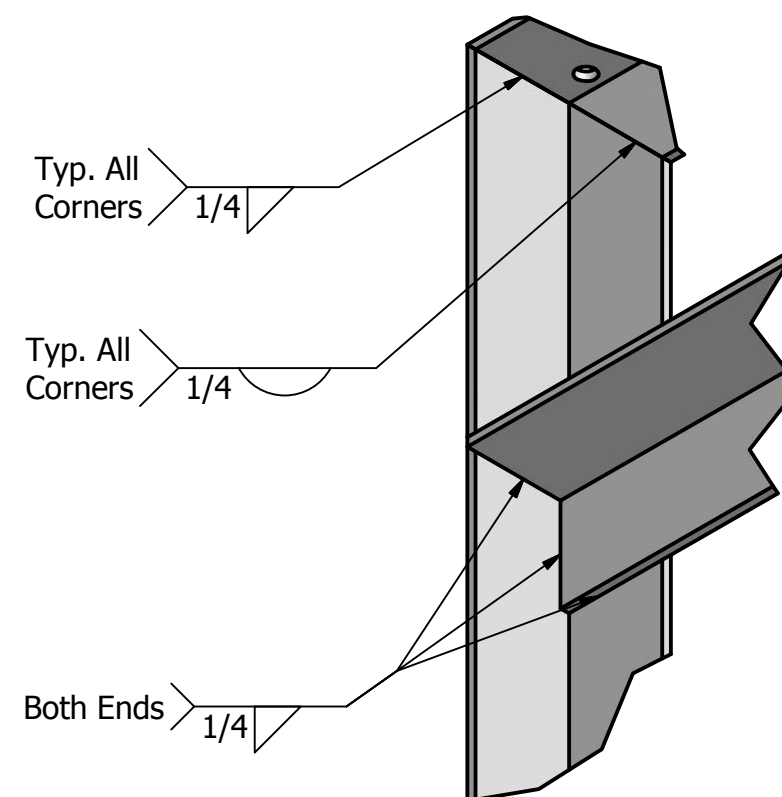
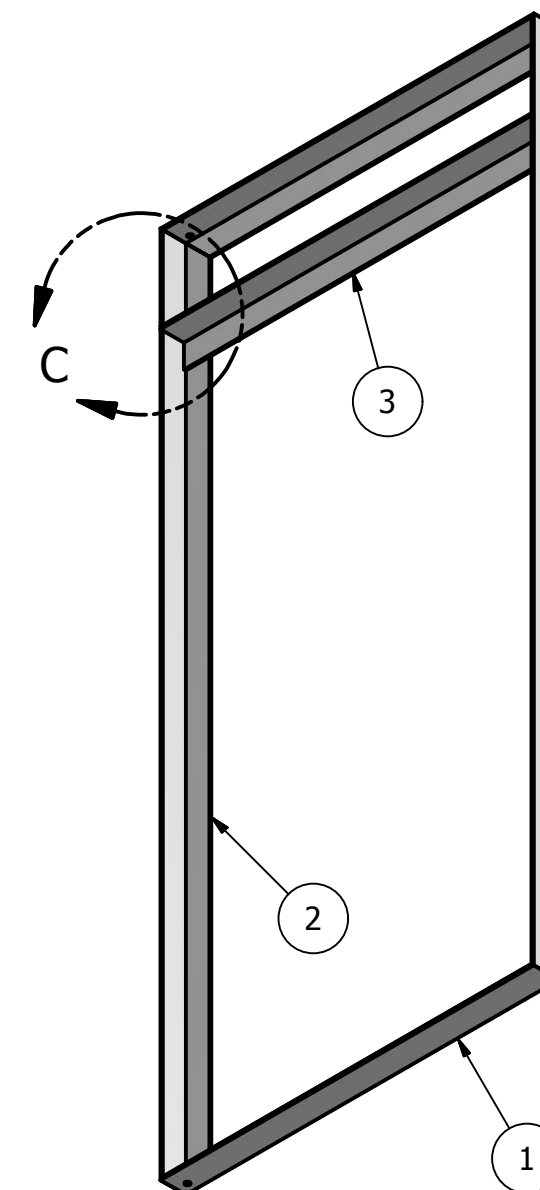
DRAWN dfoster		11/15/2012		<div>FIRST</div> <div>200 Bedford Street, Manchester, NH 03101 (603) 666-3906 -- FAX (603) 666-3907</div>			
CHECKED							
UNLESS OTHERWISE SPECIFIED							
TOLERANCES: (INCHES)							
FRAC.		+/- 1/32		<div>TITLE</div> <div>Front Frame, Low Goal</div>			
.00		+/- .01					
.000		+/- .005					
ANGULAR		+/- .25 Deg.					
				SIZE		DWG NO	REV
				C		GE-13053	
		SCALE				SHEET 1 OF 1	



Notes:  
1. Material 6063 Alum, T52 1-1/2"x1/8"Angle  
2. All dimensions typical unless otherwise specified  
3. Finish: none  
4. Remove all burrs and sharp edges  
5. Holes may be drilled after welding

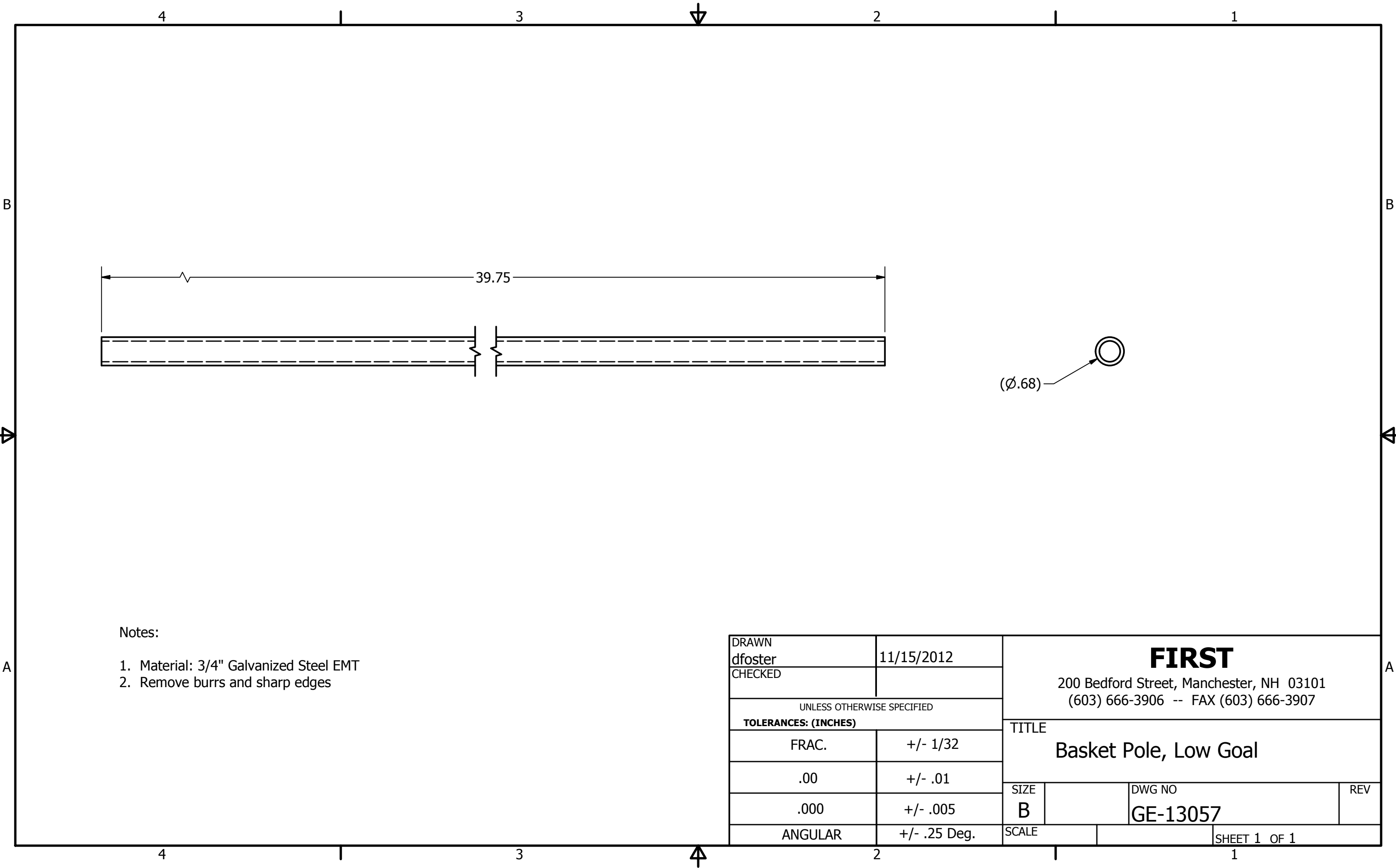
		PARTS LIST		
ITEM		QTY	PART NUMBER	DESCRIPTION
1		2	GE-13054-01	Horizontal Member
2		2	GE-13054-02	Vertical Member
3		1	GE-13054-03	Sensor Brace

DRAWN zmorin		11/16/2012		<div>FIRST</div> <div>200 Bedford Street, Manchester, NH 03101 (603) 666-3906 -- FAX (603) 666-3907</div>			
CHECKED							
UNLESS OTHERWISE SPECIFIED							
TOLERANCES: (INCHES)							
FRAC.		+/- 1/32		<div>TITLE</div> <div>Side Frame 1, Low Goal</div>			
.00		+/- .01					
.000		+/- .005					
ANGULAR		+/- .25 Deg.					
				SIZE		DWG NO	REV
				C		GE-13054	
		SCALE				SHEET 1 OF 1	



PARTS LIST			
ITEM	QTY	PART NUMBER	DESCRIPTION
1	2	GE-13056-01	Horizontal Member
2	2	GE-13056-02	Vertical Member
3	1	GE-13056-03	Sensor Bracket

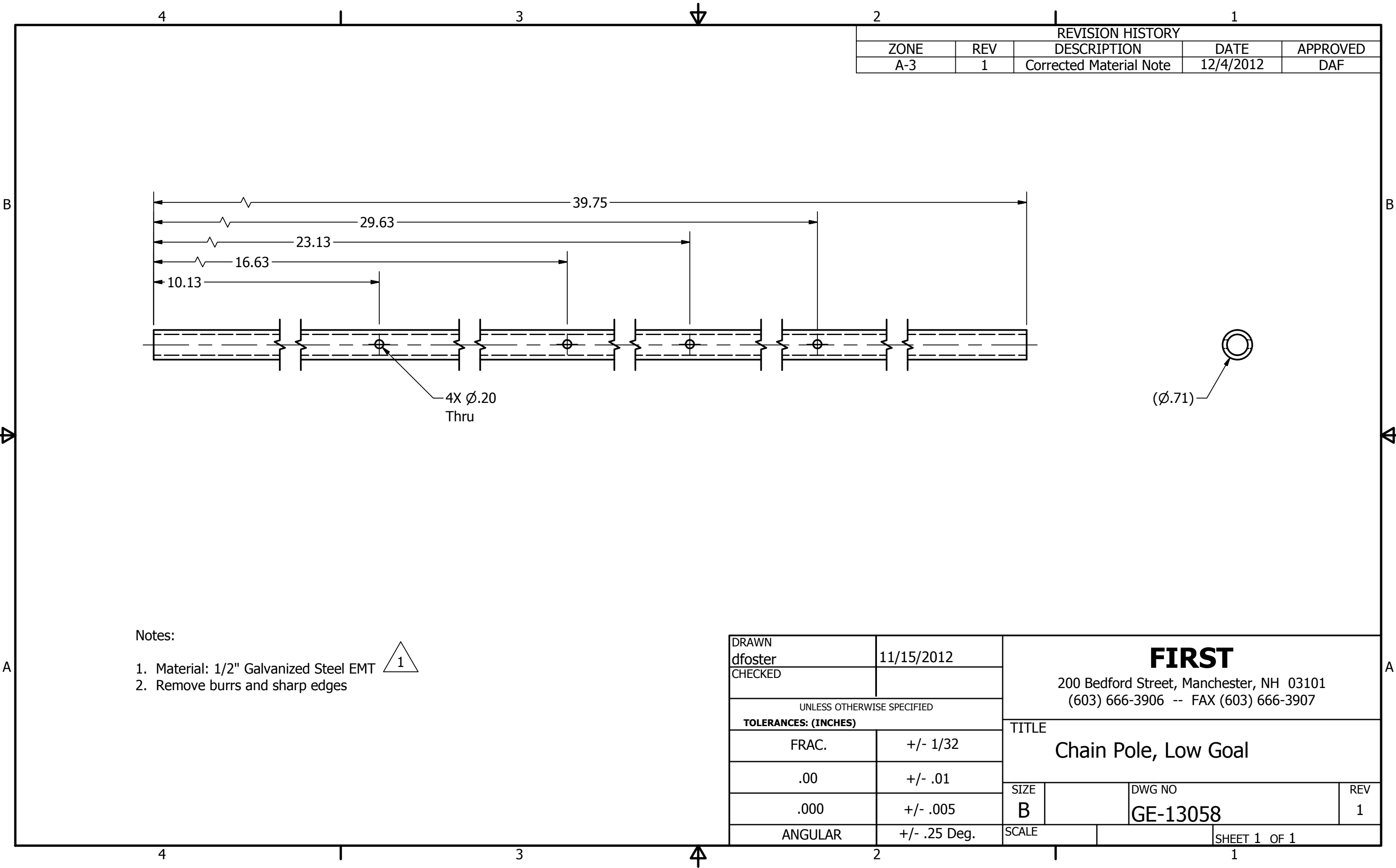
DRAWN		2		1		GE 13056 03		Sensor Bracket			
zmorin		11/16/2012		<div><div>FIRST</div><div>200 Bedford Street, Manchester, NH 03101 (603) 666-3906 -- FAX (603) 666-3907</div></div>							
CHECKED											
UNLESS OTHERWISE SPECIFIED				<div><div>TITLE</div><div>Side Frame 2, Low Goal</div></div>							
TOLERANCES: (INCHES)											
FRAC.		+/- 1/32									
.00		+/- .01									
.000		+/- .005		SIZE			DWG NO			REV	
				C			GE-13056				
ANGULAR		+/- .25 Deg.		SCALE				SHEET 1		OF 1	

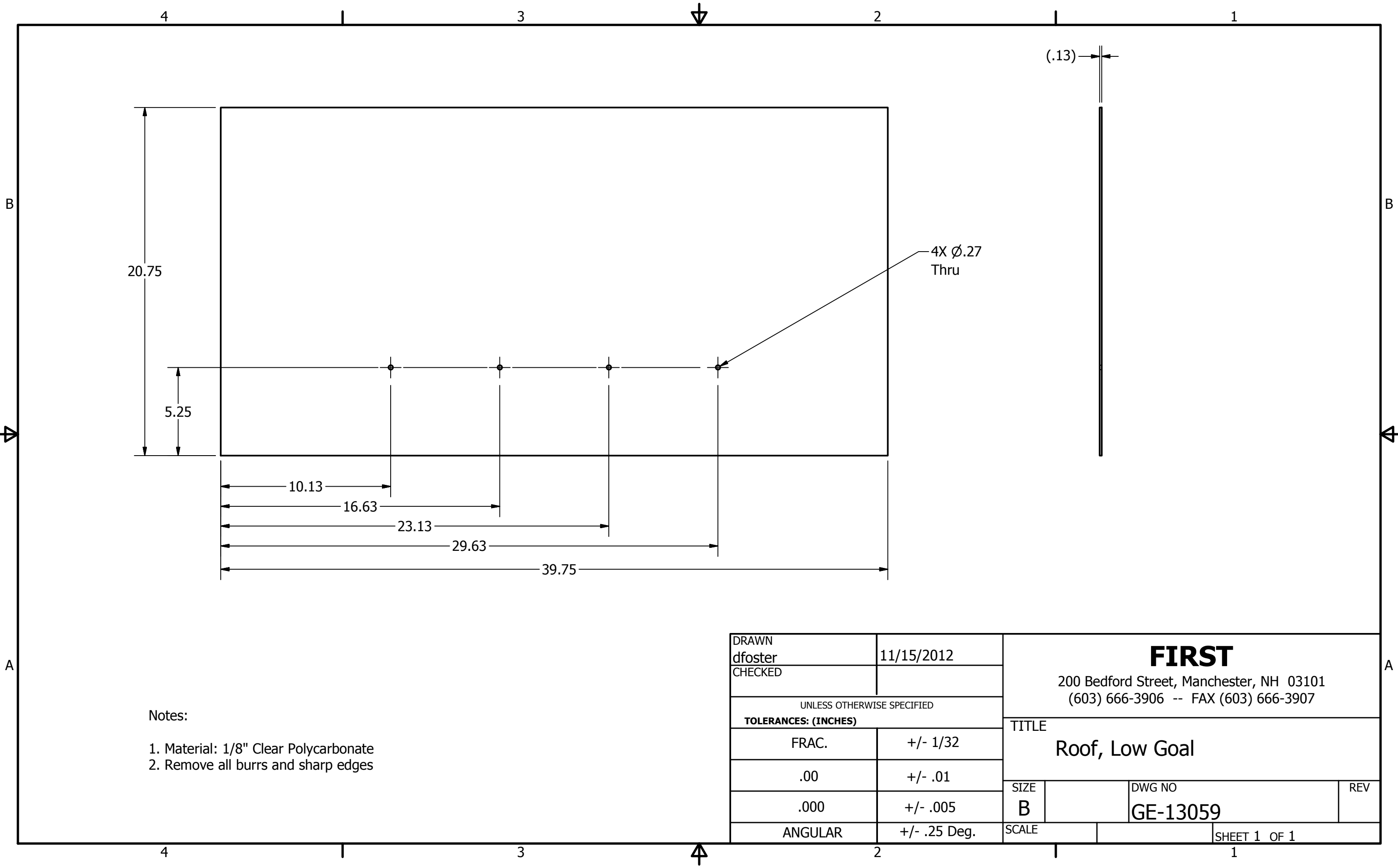


Notes:

- 1. Material: 3/4" Galvanized Steel EMT
- 2. Remove burrs and sharp edges

DRAWN dfoster	11/15/2012	<div>FIRST</div> <div>200 Bedford Street, Manchester, NH 03101 (603) 666-3906 -- FAX (603) 666-3907</div>			
CHECKED					
UNLESS OTHERWISE SPECIFIED		TITLE Basket Pole, Low Goal			
TOLERANCES: (INCHES)					
FRAC.	+/- 1/32				
.00	+/- .01	SIZE B			
.000	+/- .005				
ANGULAR	+/- .25 Deg.	SCALE		DWG NO GE-13057	REV
				SHEET 1 OF 1	





Notes:

- 1. Material: 1/8" Clear Polycarbonate
- 2. Remove all burrs and sharp edges

DRAWN dfoster	11/15/2012	<div>FIRST</div> <div>200 Bedford Street, Manchester, NH 03101 (603) 666-3906 -- FAX (603) 666-3907</div>			
CHECKED					
UNLESS OTHERWISE SPECIFIED		<div>TITLE</div> <div>Roof, Low Goal</div>			
TOLERANCES: (INCHES)					
FRAC.	+/- 1/32				
.00	+/- .01				
.000	+/- .005	SIZE		DWG NO	REV
		B		GE-13059	
ANGULAR	+/- .25 Deg.	SCALE		SHEET 1 OF 1	

REVISION HISTORY			
ZONE	REV	DESCRIPTION	DATE
A-4	1	Added thru holes, added another view and added a cross section view	12/7/2012
			APPROVED
			MLC

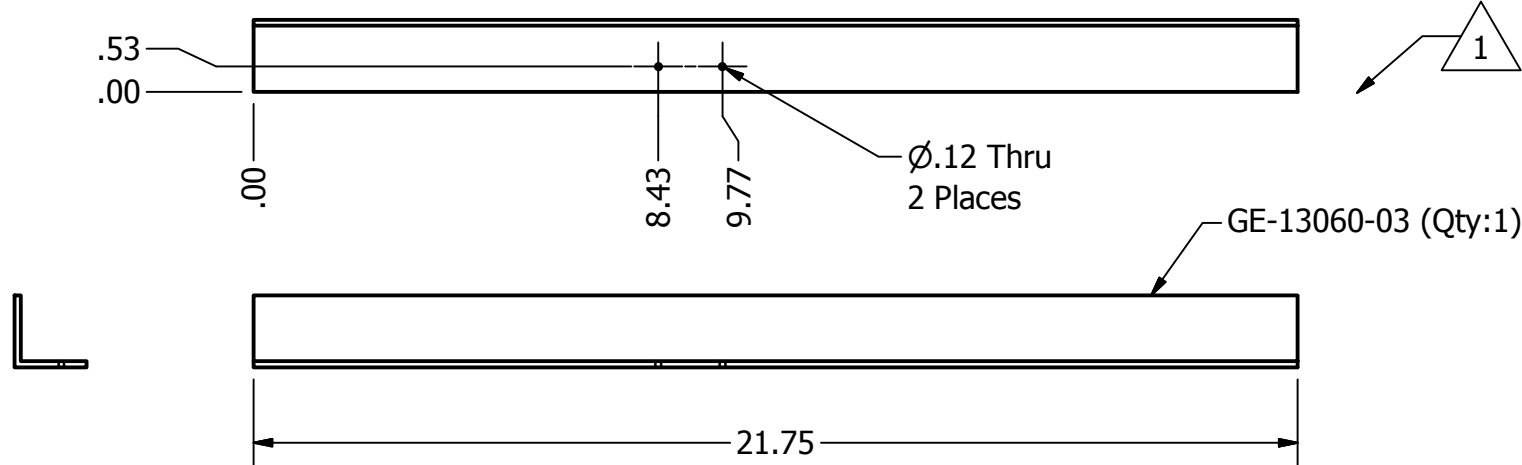
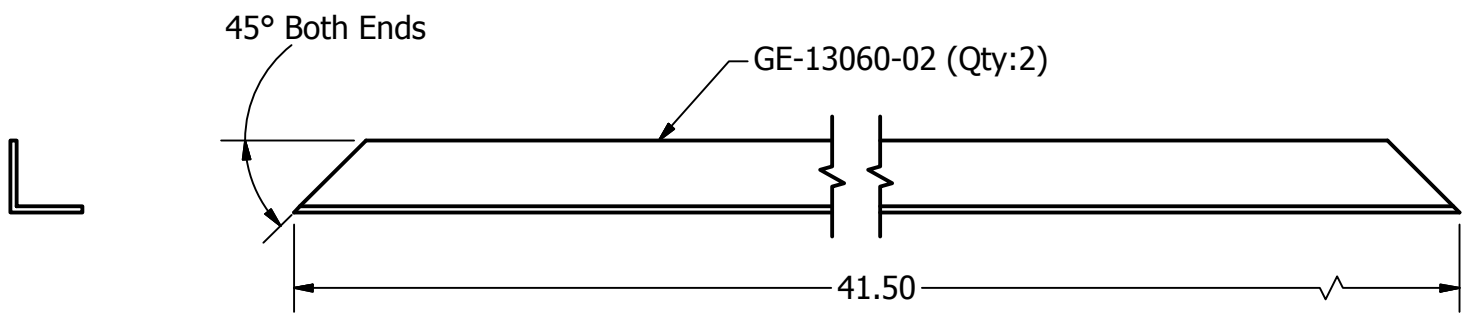
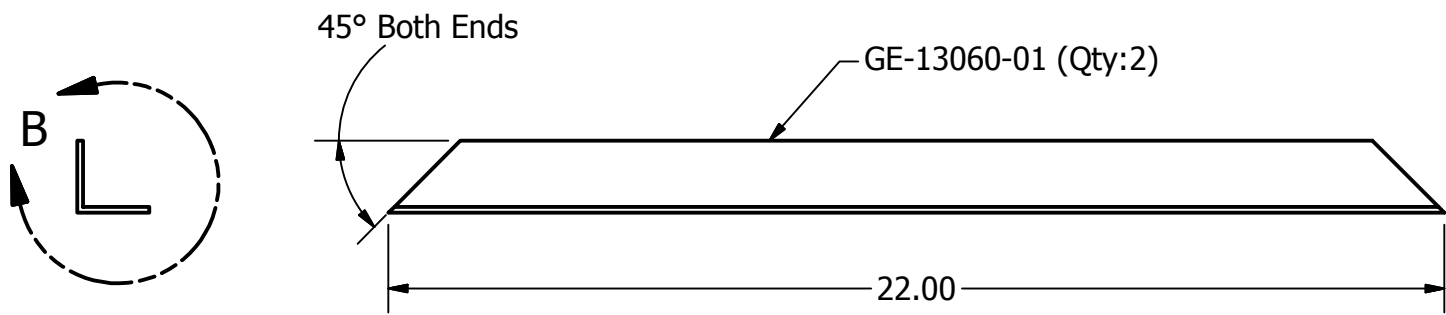
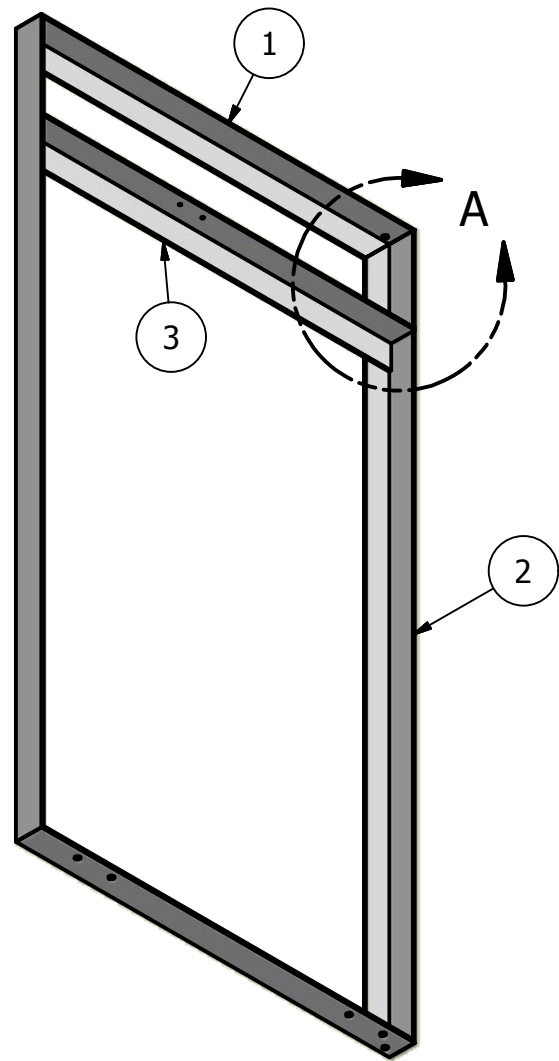
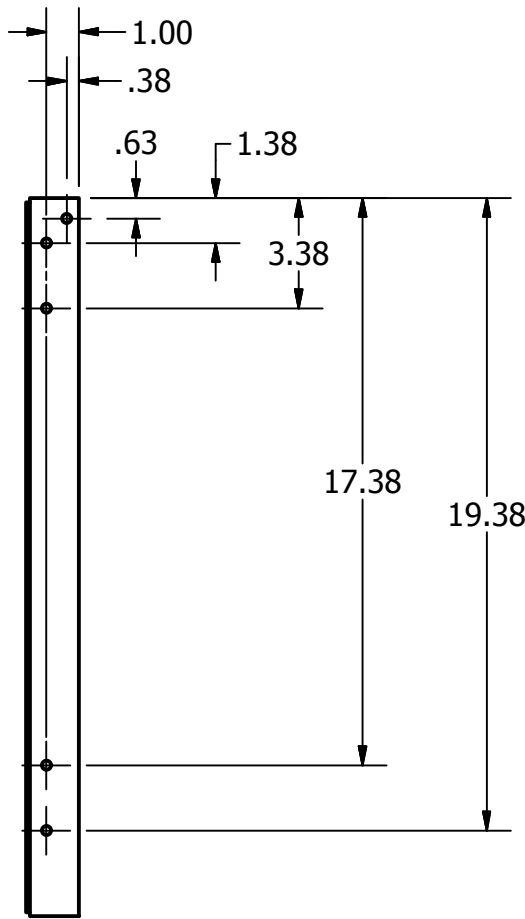
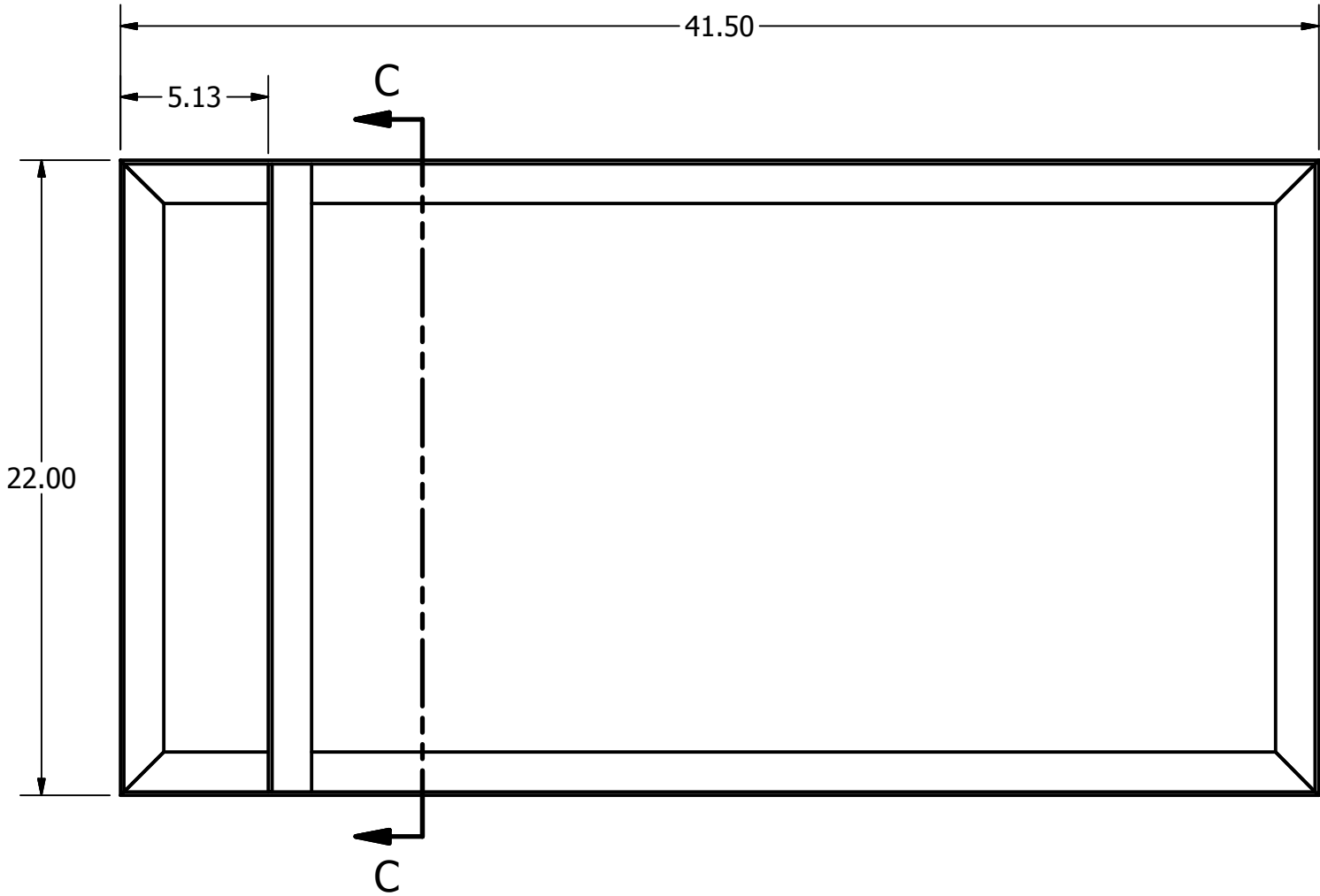
D

C

B

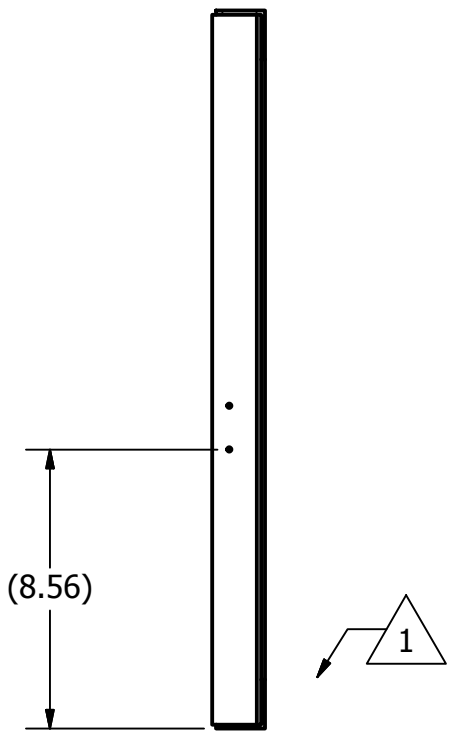
A

.38  
6X Ø.27  
Thru One Piece  
.63

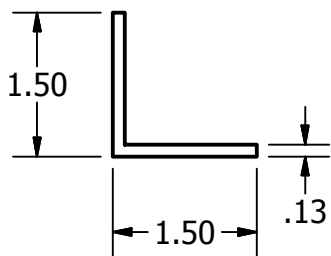


Notes:

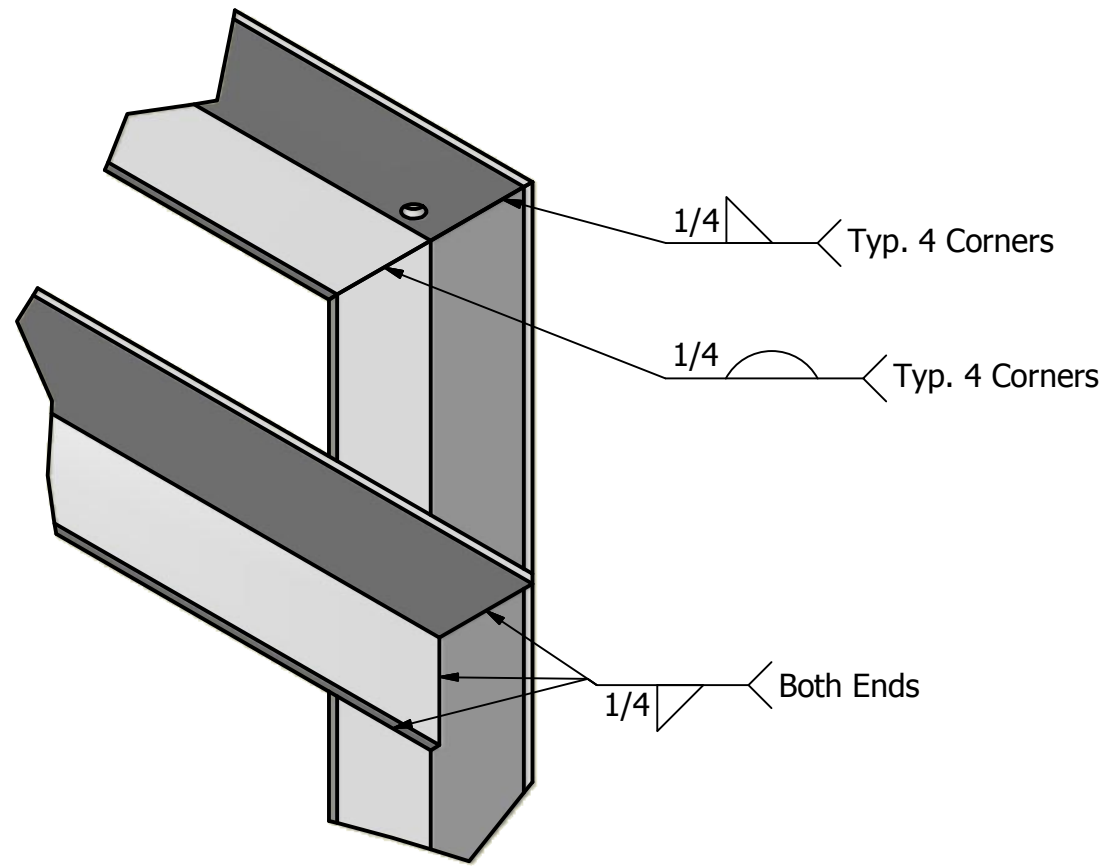
1. Material: 1-1/2" x 1/8" thick, 6063-T52 Aluminum Architectural Angle
2. Finish: none
3. Remove all burrs and sharp edges
4. Holes may be drilled prior to welding



SECTION C-C  
SCALE 0.17 : 1



DETAIL B  
SCALE 1 / 2  
Typical All Pieces



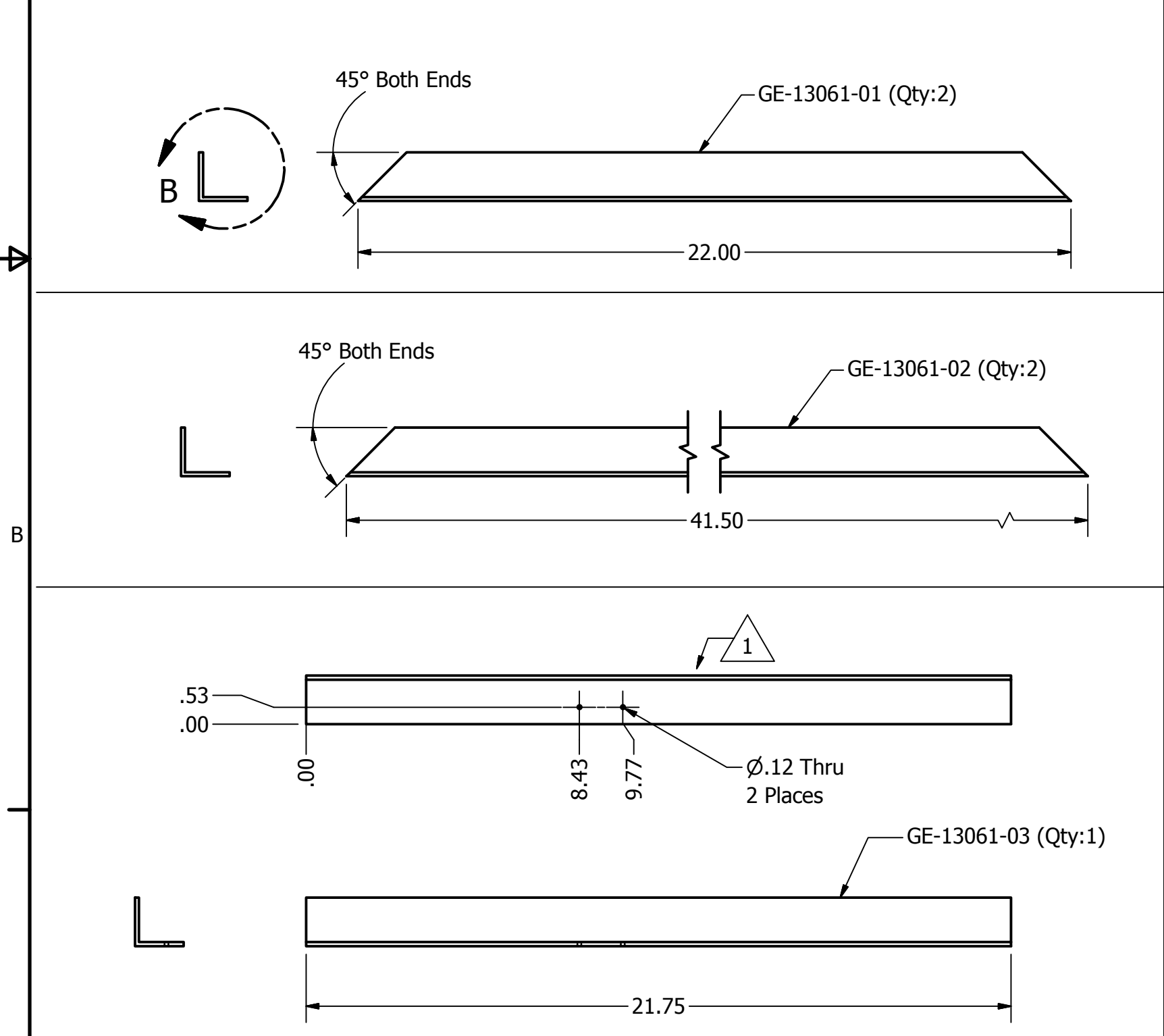
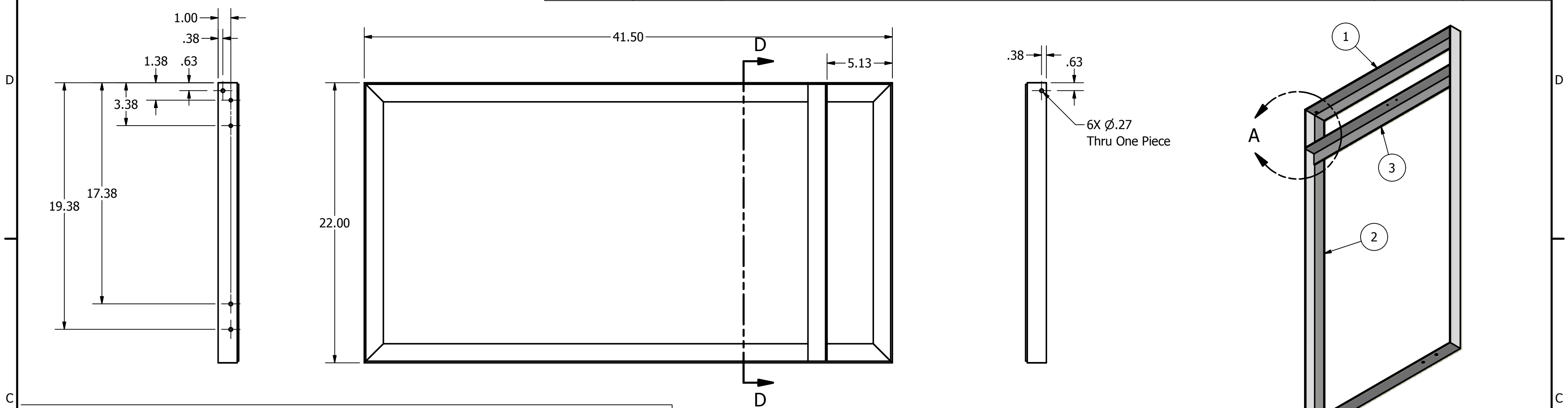
DETAIL A  
SCALE 1 / 2

PARTS LIST			
ITEM	QTY	PART NUMBER	DESCRIPTION
1	2	GE-13060-01	Horizontal Member
2	2	GE-13060-02	Vertical Member
3	1	GE-13060-03	Sensor Brace

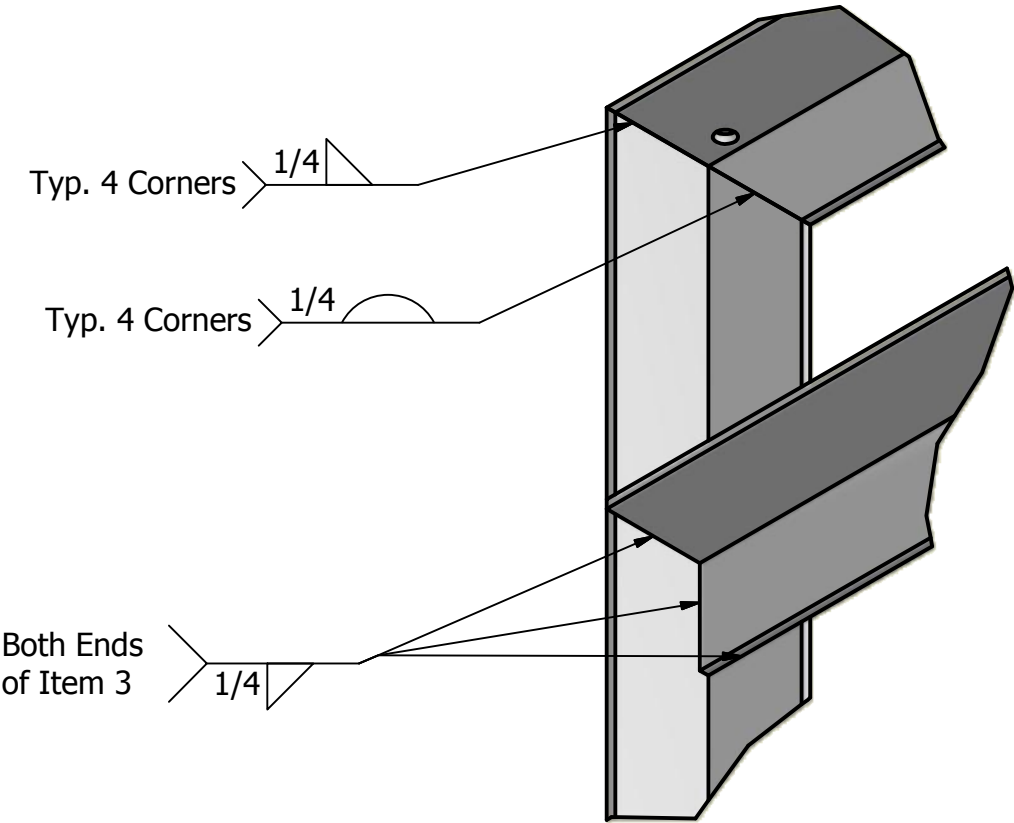
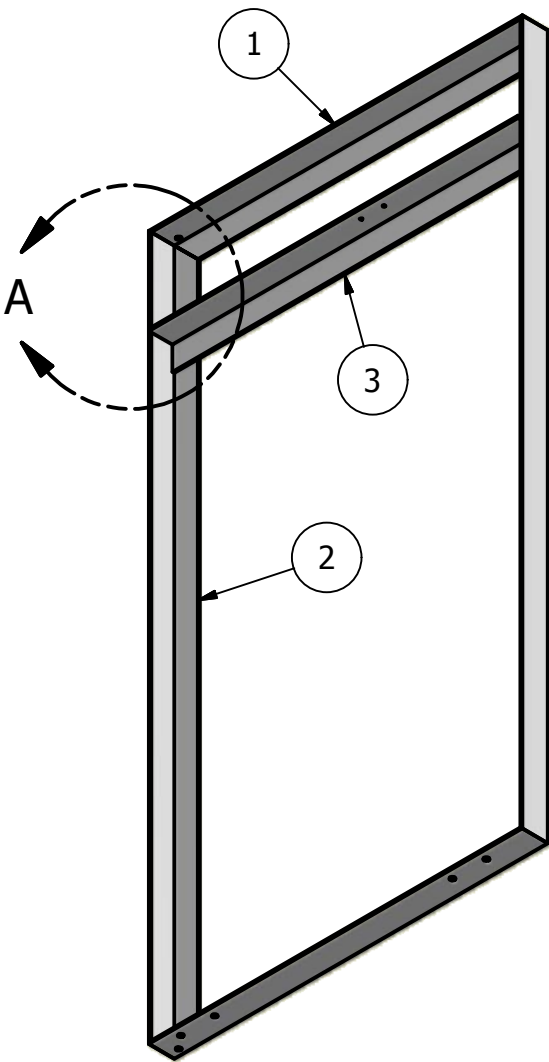
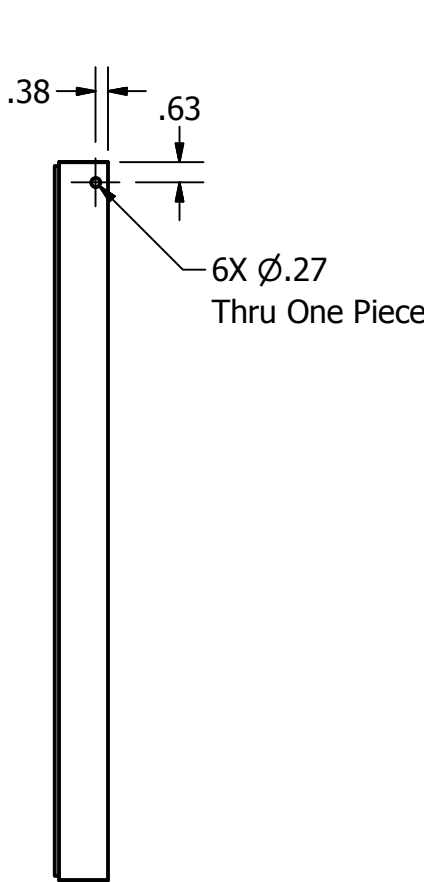
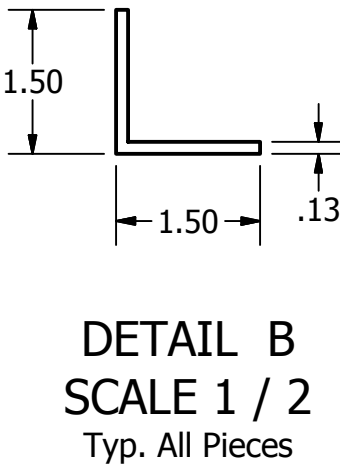
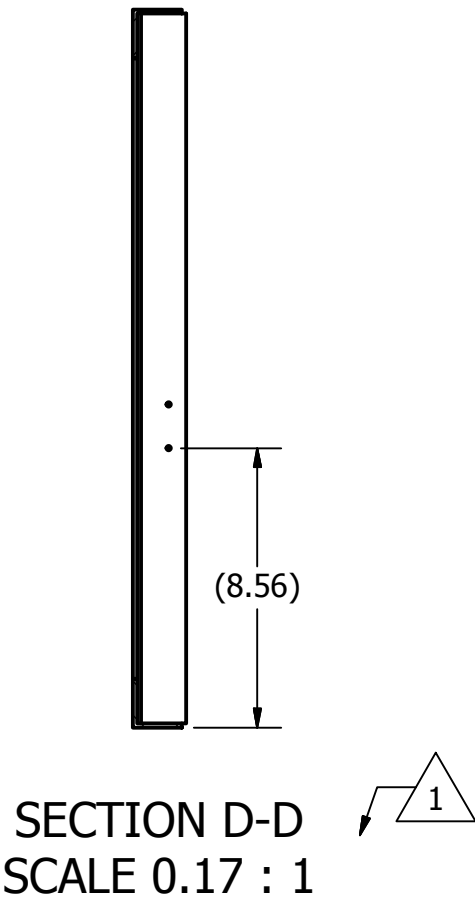
DRAWN dfoster		11/27/2012		<div>FIRST</div> <div>200 Bedford Street, Manchester, NH 03101 (603) 666-3906 -- FAX (603) 666-3907</div>			
CHECKED							
UNLESS OTHERWISE SPECIFIED				<div>TITLE</div> <div>Side Frame 1, Middle Goal</div>			
TOLERANCES: (INCHES)							
FRAC.		+/- 1/32					
.00		+/- .01					
.000		+/- .005		SIZE		DWG NO	REV
ANGULAR		+/- .25 Deg.		C		GE-13060	1
				SCALE		SHEET 1 OF 1	



REVISION HISTORY			
ZONE		REV	DESCRIPTION
B-4		1	Added holes to part. Created another view and cross section
DATE		APPROVED	
12/7/2012		MLC	



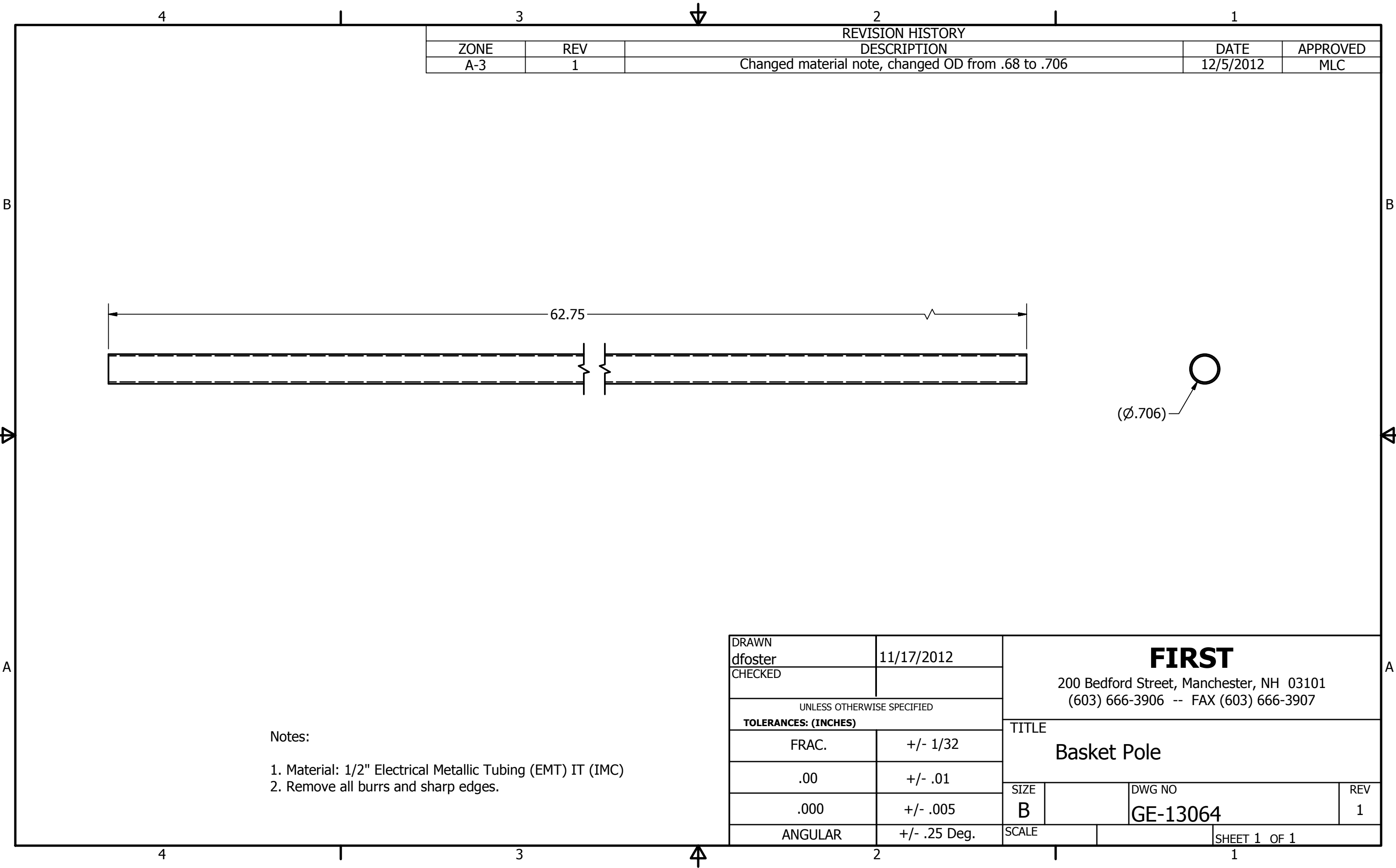
- Notes:
- 1. Material: 1-1/2" x 1/8" thick, 6063-T52 Architectural Aluminum Angle
  - 2. Finish: none
  - 3. Remove all burrs and sharp edges.
  - 4. Holes may be drilled prior to welding.

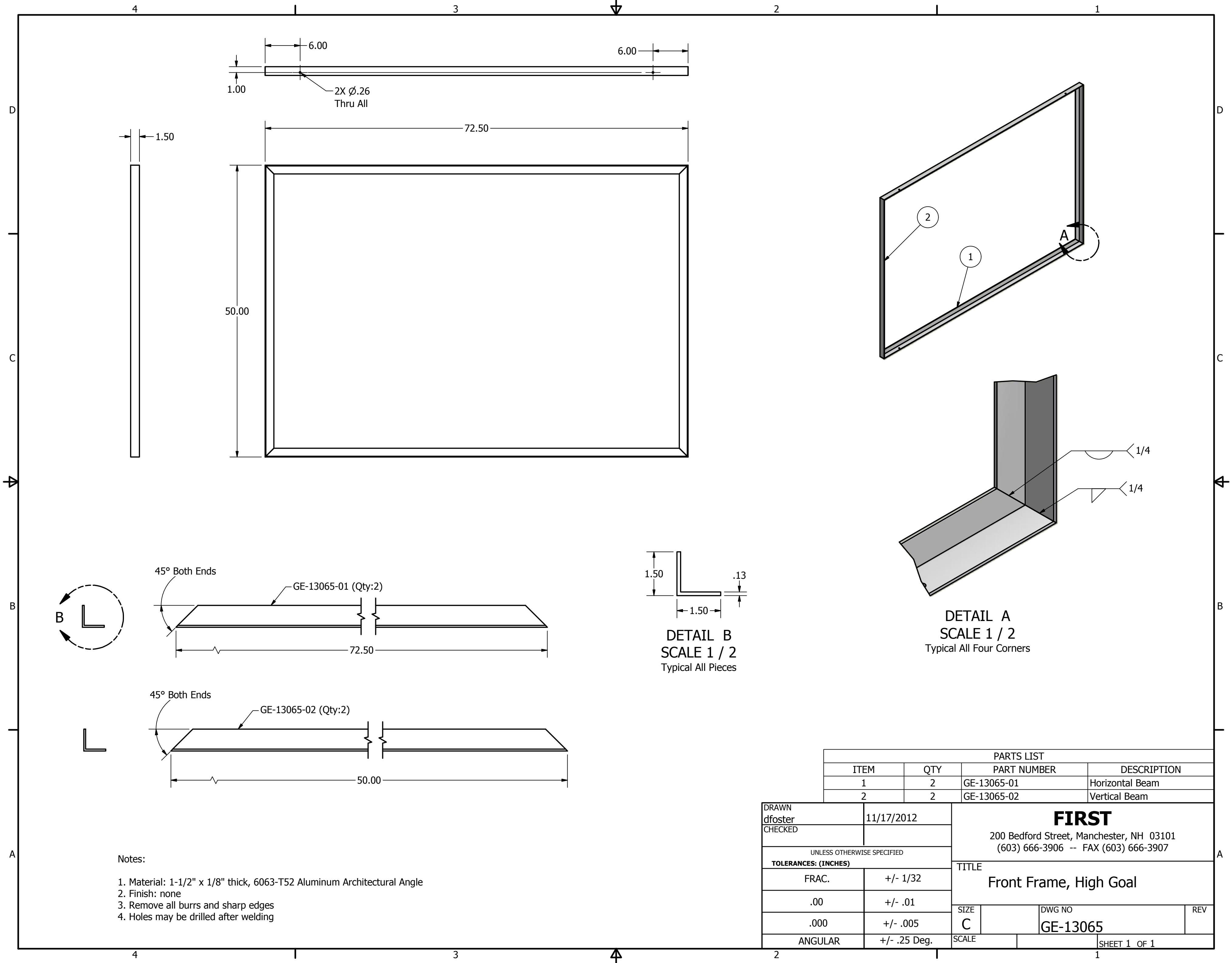


		PARTS LIST			
		ITEM	QTY	PART NUMBER	DESCRIPTION
		1	2	GE-13061-01	Vertical Member
		2	2	GE-13061-02	Horizontal Member
		3	1	GE-13061-03	Sensor Brace

DRAWN dfoster		11/28/2012		<div>FIRST</div> <div>200 Bedford Street, Manchester, NH 03101 (603) 666-3906 -- FAX (603) 666-3907</div>			
CHECKED							
UNLESS OTHERWISE SPECIFIED							
TOLERANCES: (INCHES)							
FRAC.		+/- 1/32		TITLE <div>Side Frame 2, Middle Goal</div>			
.00		+/- .01					
.000		+/- .005					
ANGULAR		+/- .25 Deg.		SIZE		DWG NO	REV
				C		GE-13061	1
				SCALE			SHEET 1 OF 1





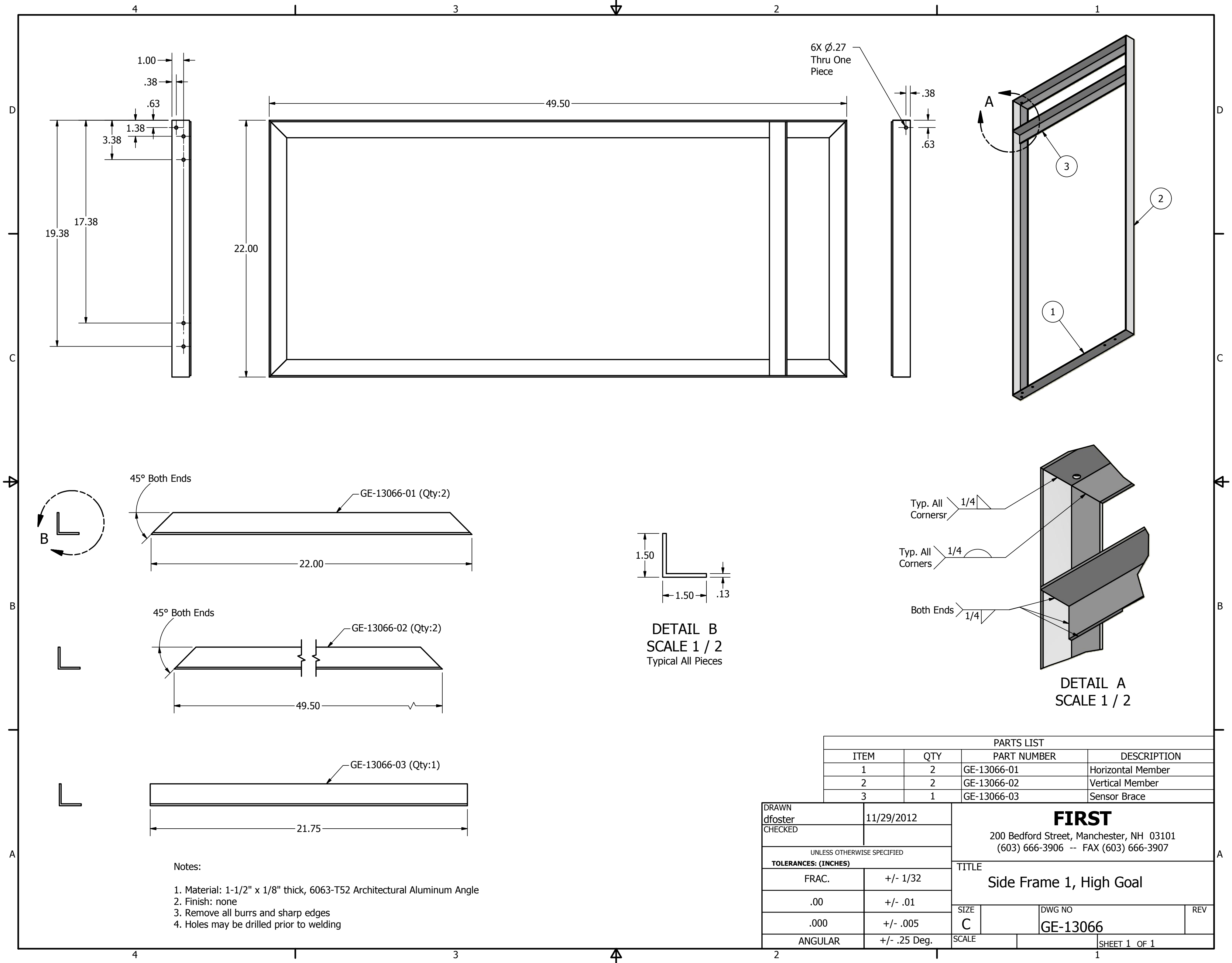


Notes:

1. Material: 1-1/2" x 1/8" thick, 6063-T52 Aluminum Architectural Angle
2. Finish: none
3. Remove all burrs and sharp edges
4. Holes may be drilled after welding

PARTS LIST			
ITEM	QTY	PART NUMBER	DESCRIPTION
1	2	GE-13065-01	Horizontal Beam
2	2	GE-13065-02	Vertical Beam

DRAWN dfoster	11/17/2012	<b>FIRST</b> 200 Bedford Street, Manchester, NH 03101 (603) 666-3906 -- FAX (603) 666-3907	
CHECKED			
UNLESS OTHERWISE SPECIFIED TOLERANCES: (INCHES)		TITLE Front Frame, High Goal	
FRAC.	+/- 1/32	SIZE C	DWG NO GE-13065
.00	+/- .01	SCALE	REV
.000	+/- .005		
ANGULAR	+/- .25 Deg.		
		SHEET 1 OF 1	

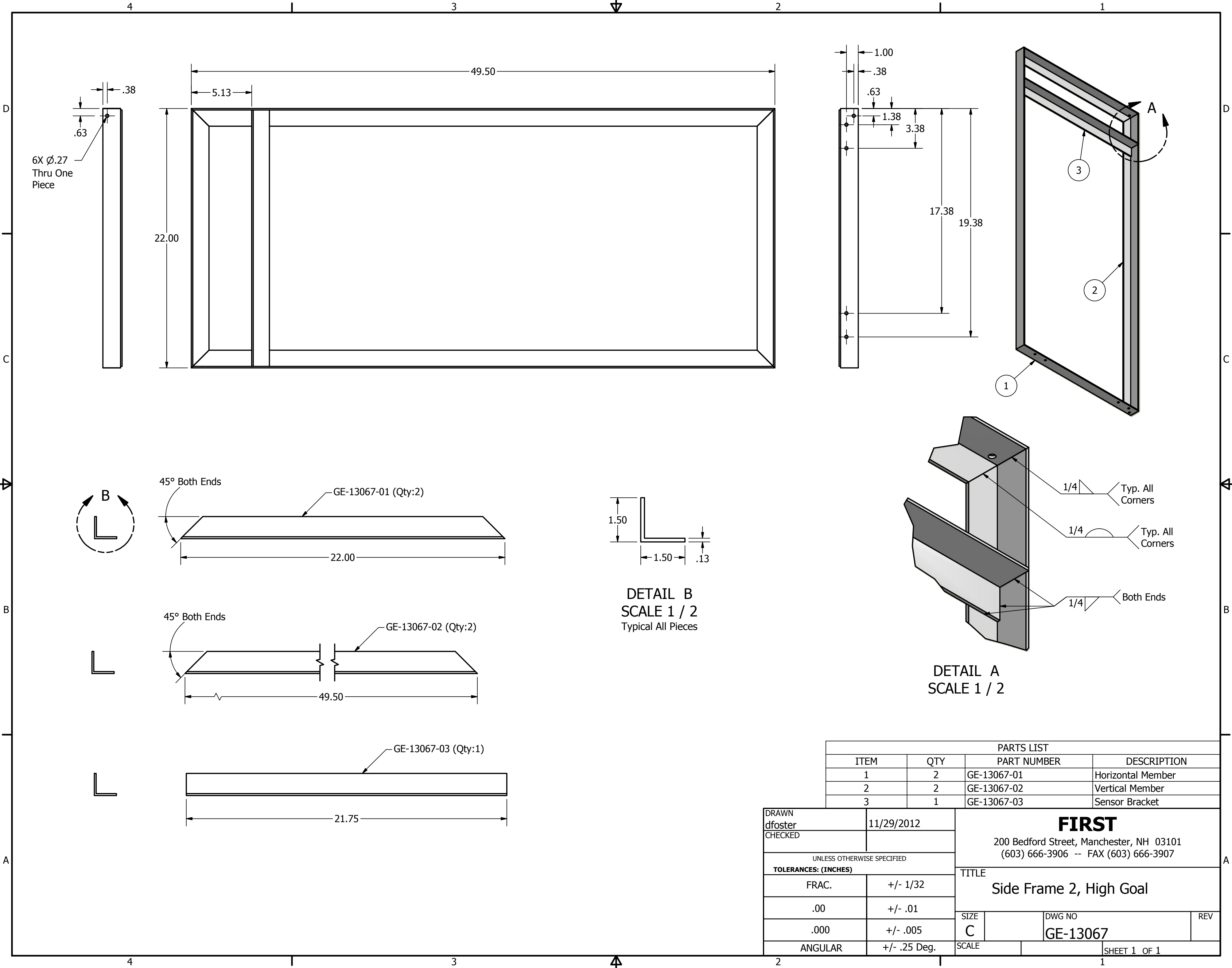


Notes:

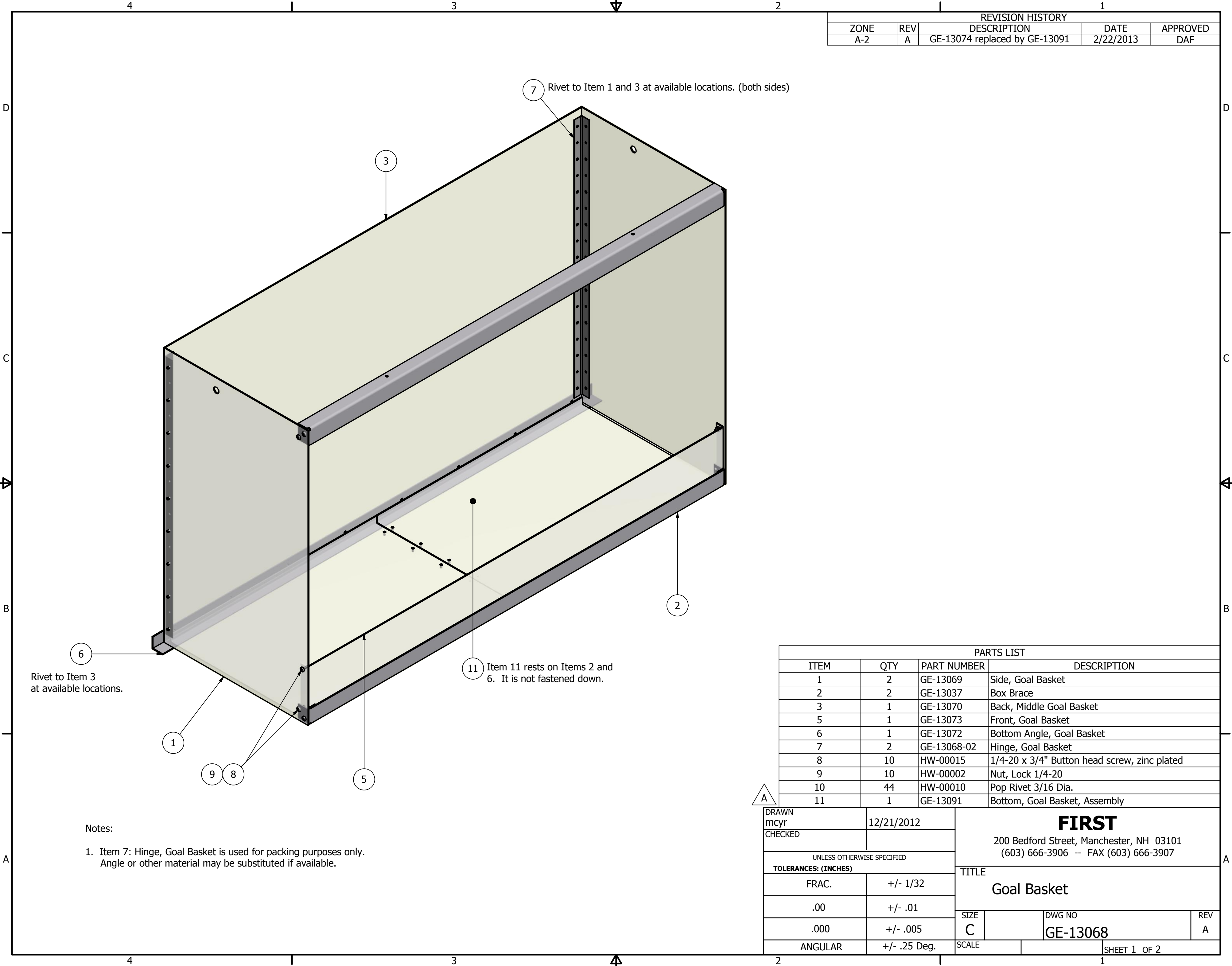
- 1. Material: 1-1/2" x 1/8" thick, 6063-T52 Architectural Aluminum Angle
- 2. Finish: none
- 3. Remove all burrs and sharp edges
- 4. Holes may be drilled prior to welding

PARTS LIST			
ITEM	QTY	PART NUMBER	DESCRIPTION
1	2	GE-13066-01	Horizontal Member
2	2	GE-13066-02	Vertical Member
3	1	GE-13066-03	Sensor Brace

DRAWN dfoster		11/29/2012		<div>FIRST</div> <div>200 Bedford Street, Manchester, NH 03101 (603) 666-3906 -- FAX (603) 666-3907</div>			
CHECKED							
UNLESS OTHERWISE SPECIFIED				TITLE <div>Side Frame 1, High Goal</div>			
TOLERANCES: (INCHES)							
FRAC.		+/- 1/32		SIZE C			
.00		+/- .01					
.000		+/- .005		DWG NO		REV	
ANGULAR		+/- .25 Deg.		GE-13066			
SCALE						SHEET 1 OF 1	







REVISION HISTORY				
ZONE	REV	DESCRIPTION	DATE	APPROVED
A-2	A	GE-13074 replaced by GE-13091	2/22/2013	DAF

Rivet to Item 3  
at available locations.

Rivet to Item 1 and 3 at available locations. (both sides)

Item 11 rests on Items 2 and 6. It is not fastened down.

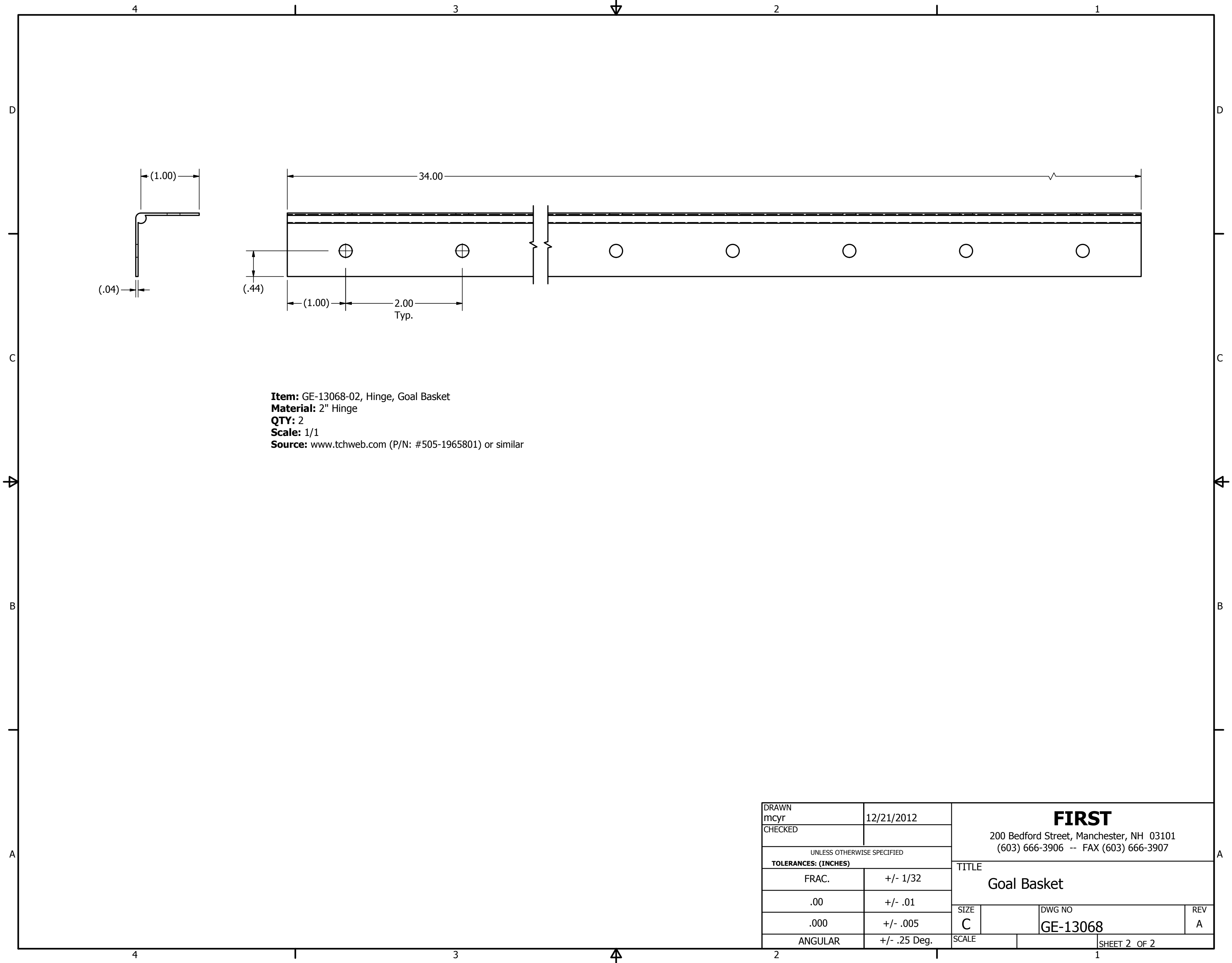
Notes:

1. Item 7: Hinge, Goal Basket is used for packing purposes only.  
Angle or other material may be substituted if available.

PARTS LIST			
ITEM	QTY	PART NUMBER	DESCRIPTION
1	2	GE-13069	Side, Goal Basket
2	2	GE-13037	Box Brace
3	1	GE-13070	Back, Middle Goal Basket
5	1	GE-13073	Front, Goal Basket
6	1	GE-13072	Bottom Angle, Goal Basket
7	2	GE-13068-02	Hinge, Goal Basket
8	10	HW-00015	1/4-20 x 3/4" Button head screw, zinc plated
9	10	HW-00002	Nut, Lock 1/4-20
10	44	HW-00010	Pop Rivet 3/16 Dia.
11	1	GE-13091	Bottom, Goal Basket, Assembly

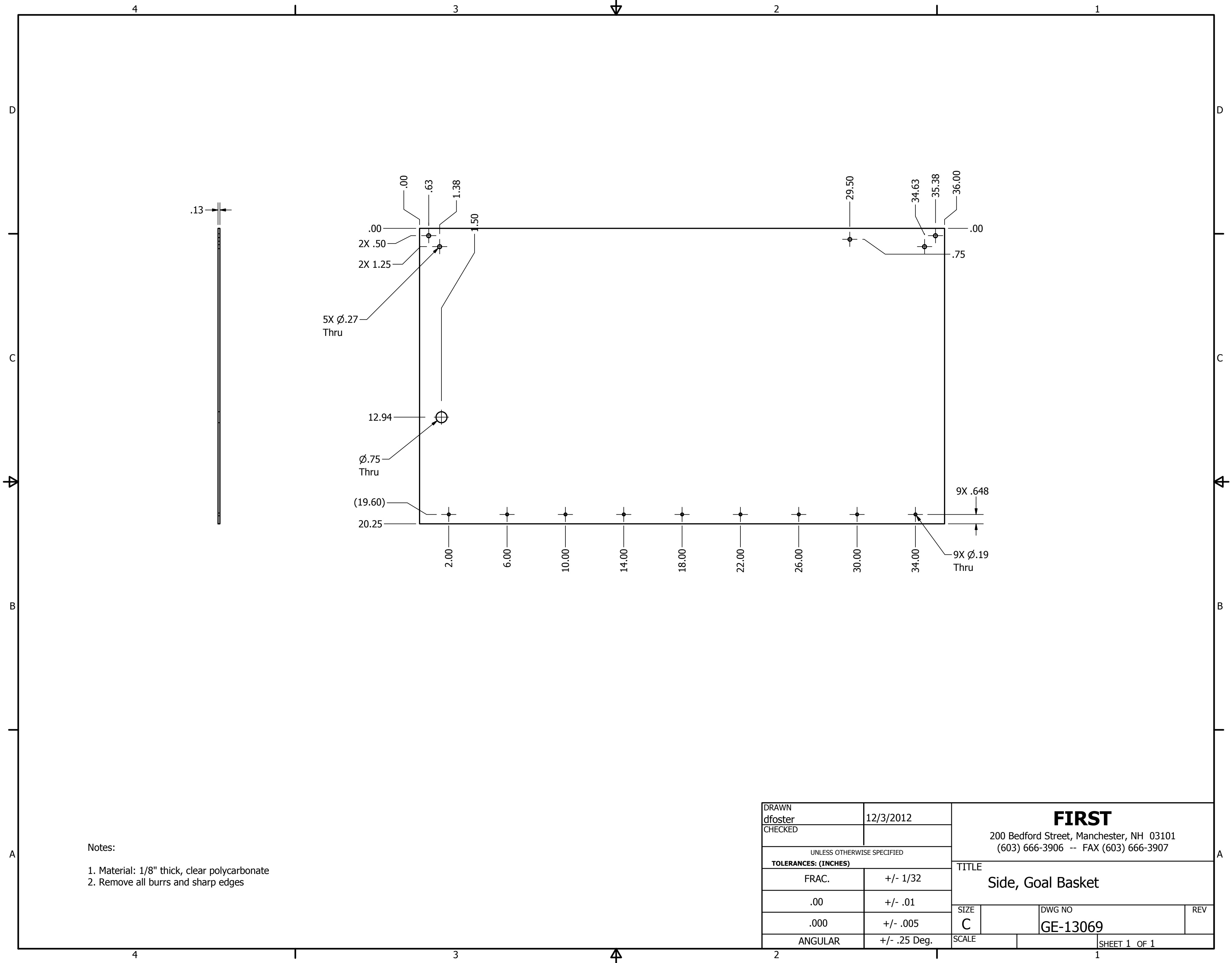
DRAWN mcy CHECKED		12/21/2012	
UNLESS OTHERWISE SPECIFIED TOLERANCES: (INCHES)			
FRAC.		+/- 1/32	
.00		+/- .01	
.000		+/- .005	
ANGULAR		+/- .25 Deg.	

<b>FIRST</b> 200 Bedford Street, Manchester, NH 03101 (603) 666-3906 -- FAX (603) 666-3907			
TITLE Goal Basket			
SIZE C	DWG NO GE-13068		REV A
SCALE	SHEET 1 OF 2		




DRAWN mcyr		12/21/2012		<div><b>FIRST</b></div> <div>200 Bedford Street, Manchester, NH 03101 (603) 666-3906 -- FAX (603) 666-3907</div>			
CHECKED							
UNLESS OTHERWISE SPECIFIED				<div>TITLE</div> <div>Goal Basket</div> <div><div>SIZE</div><div>C</div><div>DWG NO</div><div>GE-13068</div><div>REV</div><div>A</div></div>			
<b>TOLERANCES: (INCHES)</b>							
FRAC.		+/- 1/32					
.00		+/- .01					
.000		+/- .005					
ANGULAR		+/- .25 Deg.		SCALE		SHEET 2 OF 2	

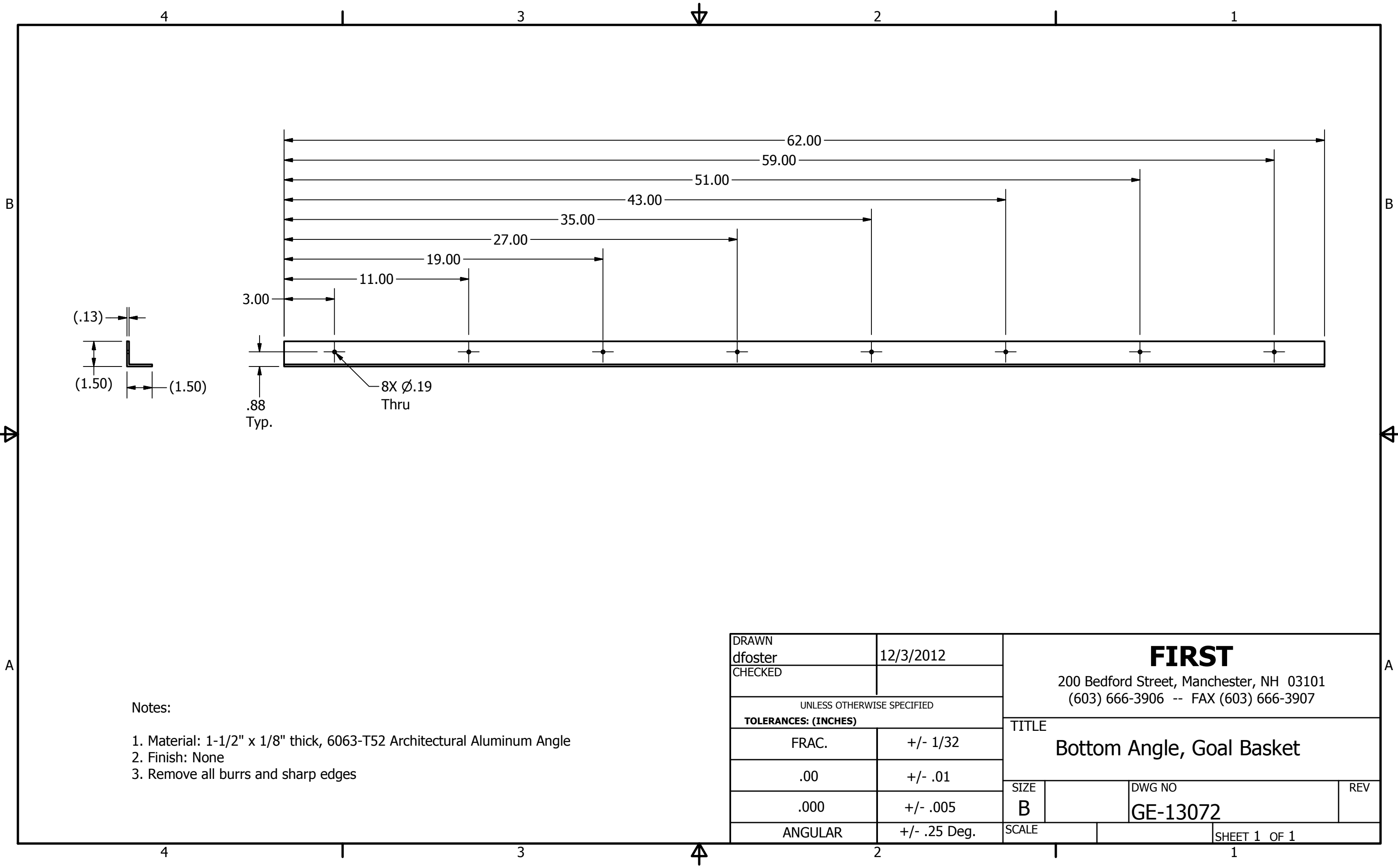




Notes:  
1. Material: 1/8" thick, clear polycarbonate  
2. Remove all burrs and sharp edges

DRAWN dfoster		12/3/2012		<div>FIRST</div> <div>200 Bedford Street, Manchester, NH 03101 (603) 666-3906 -- FAX (603) 666-3907</div>			
CHECKED							
UNLESS OTHERWISE SPECIFIED				<div>TITLE</div> <div>Side, Goal Basket</div>			
TOLERANCES: (INCHES)							
FRAC.		+/- 1/32					
.00		+/- .01					
.000		+/- .005					
ANGULAR		+/- .25 Deg.		SIZE		DWG NO	REV
				C		GE-13069	
				SCALE		SHEET 1 OF 1	

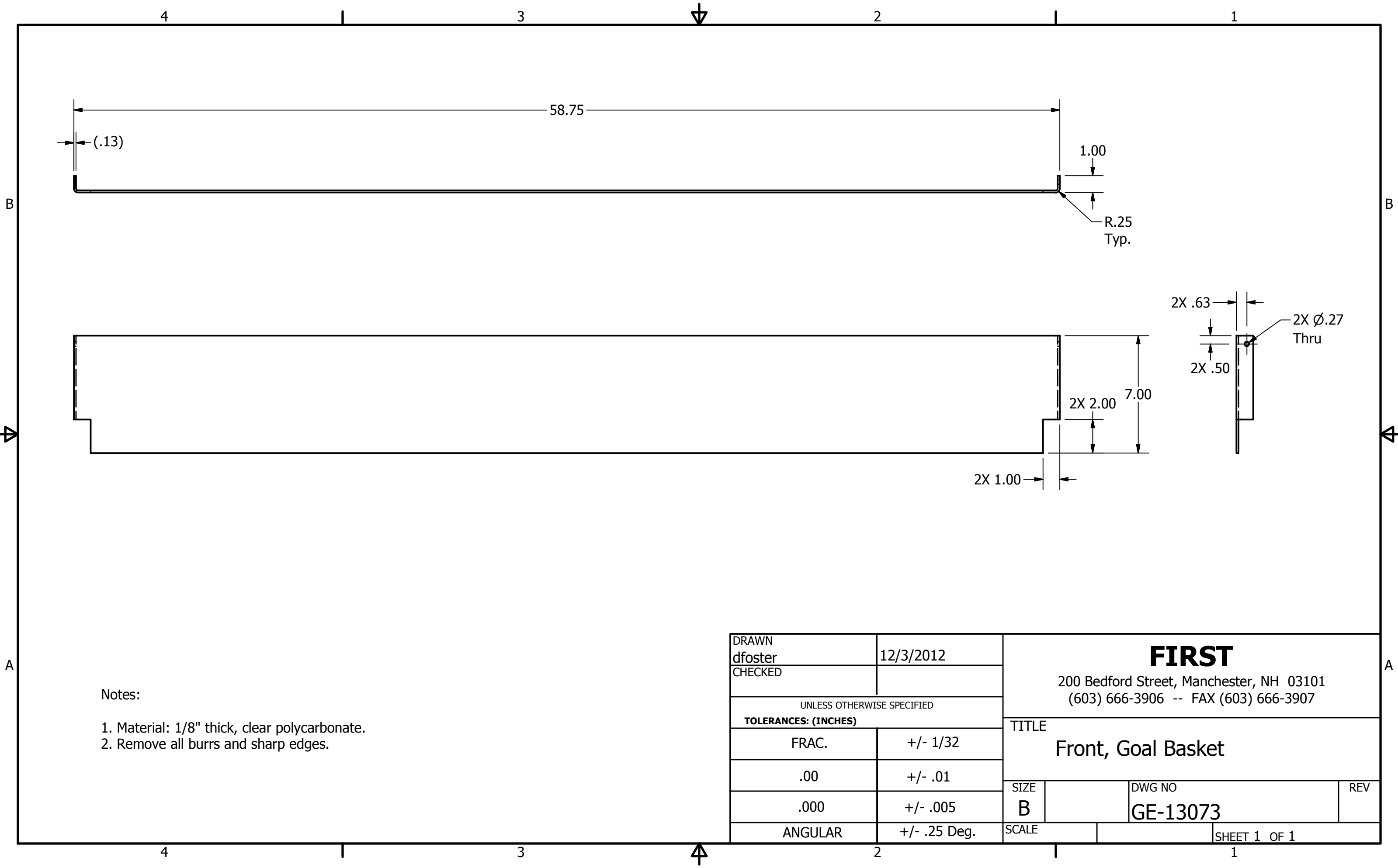




Notes:

- 1. Material: 1-1/2" x 1/8" thick, 6063-T52 Architectural Aluminum Angle
- 2. Finish: None
- 3. Remove all burrs and sharp edges

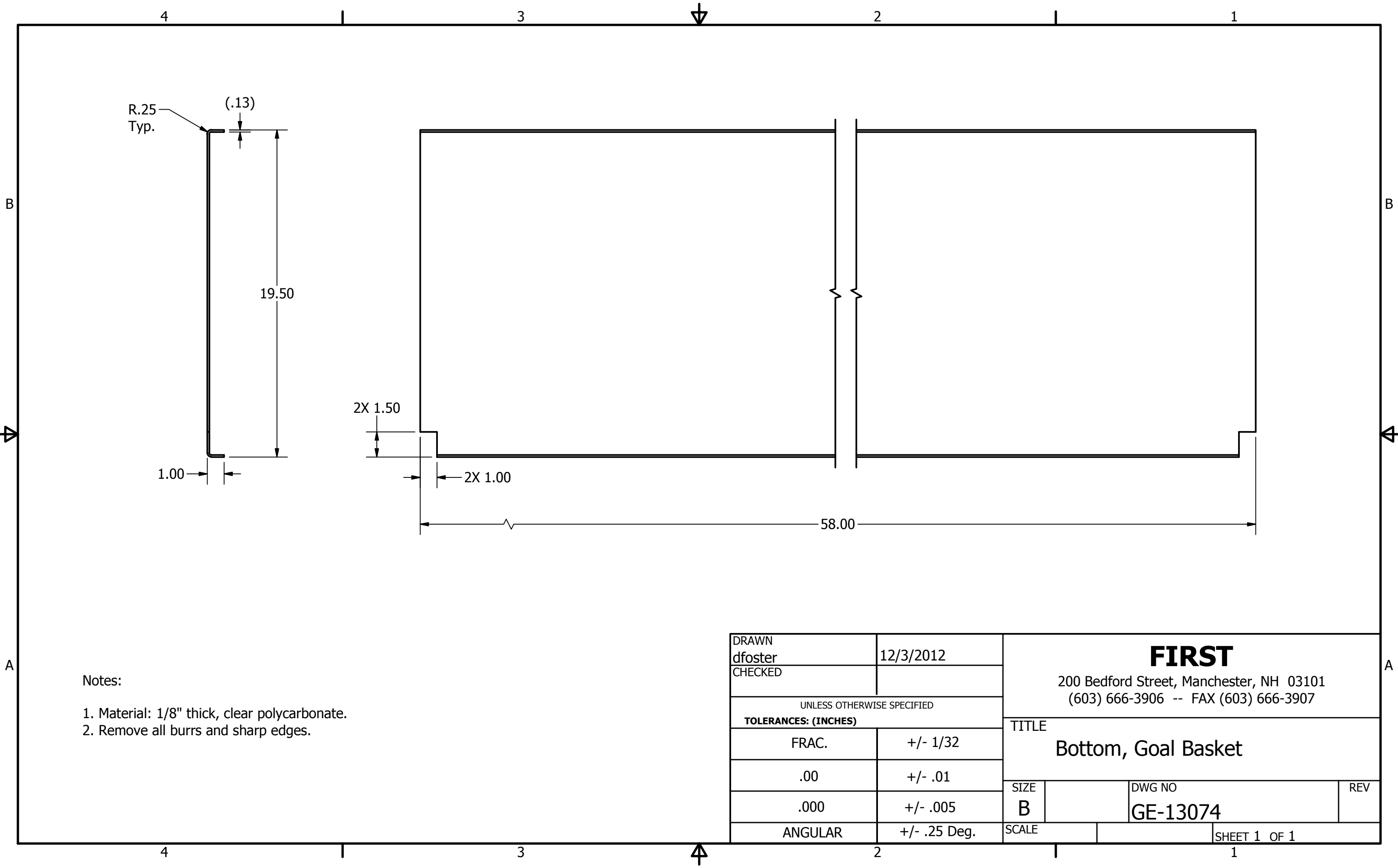
DRAWN dfoster		12/3/2012		<div>FIRST</div> <div>200 Bedford Street, Manchester, NH 03101 (603) 666-3906 -- FAX (603) 666-3907</div>			
CHECKED							
UNLESS OTHERWISE SPECIFIED				TITLE  Bottom Angle, Goal Basket			
TOLERANCES: (INCHES)							
FRAC.		+/- 1/32					
.00		+/- .01		SIZE B			
.000		+/- .005					
ANGULAR		+/- .25 Deg.					
		SCALE				DWG NO GE-13072	
						REV	
						SHEET 1 OF 1	



Notes:

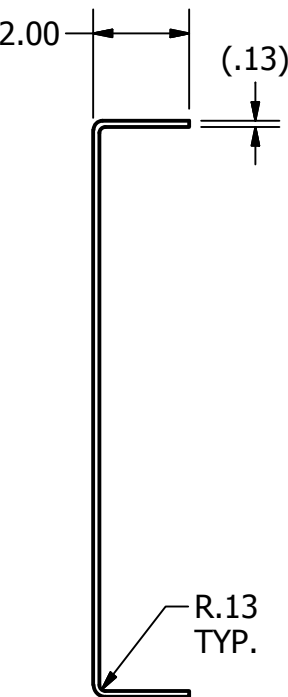

1. Material: 1/8" thick, clear polycarbonate.
2. Remove all burrs and sharp edges.

DRAWN dfoster	12/3/2012	<div>FIRST</div> <div>200 Bedford Street, Manchester, NH 03101 (603) 666-3906 -- FAX (603) 666-3907</div>			
CHECKED					
UNLESS OTHERWISE SPECIFIED		TITLE Front, Goal Basket			
FRAC.	+/- 1/32				
.00	+/- .01				
.000	+/- .005	SIZE B		DWG NO GE-13073	REV
ANGULAR	+/- .25 Deg.	SCALE		SHEET 1 OF 1	



- Notes:
- 1. Material: 1/8" thick, clear polycarbonate.
  - 2. Remove all burrs and sharp edges.

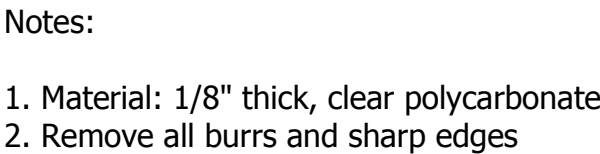
DRAWN dfoster		12/3/2012		<div>FIRST</div> <div>200 Bedford Street, Manchester, NH 03101 (603) 666-3906 -- FAX (603) 666-3907</div>			
CHECKED							
UNLESS OTHERWISE SPECIFIED				TITLE  Bottom, Goal Basket			
TOLERANCES: (INCHES)							
FRAC.		+/- 1/32					
.00		+/- .01		SIZE B			
.000		+/- .005					
ANGULAR		+/- .25 Deg.		SCALE		SHEET 1 OF 1	
				DWG NO GE-13074		REV	

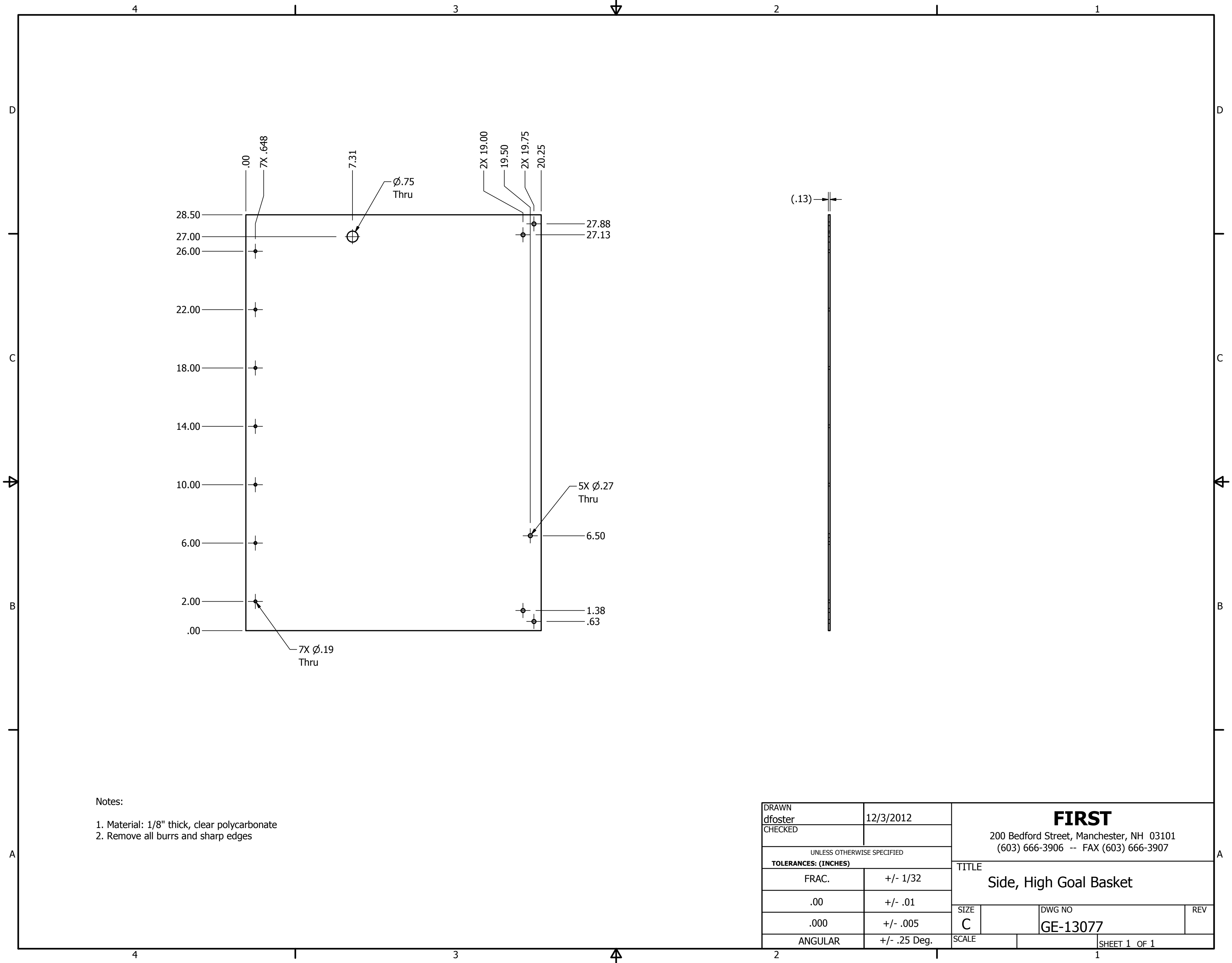


Notes:

- 1. Material: 1/8" Coroplast, Red or Blue
- 2. Remove all burrs and sharp edges

DRAWN dfoster		12/29/2012		<div>FIRST</div> <div>200 Bedford Street, Manchester, NH 03101 (603) 666-3906 -- FAX (603) 666-3907</div>			
CHECKED							
UNLESS OTHERWISE SPECIFIED				TITLE  Cover, Slide			
TOLERANCES: (INCHES)							
FRAC.		+/- 1/32					
.00		+/- .01		SIZE B			
.000		+/- .005					
ANGULAR		+/- .25 Deg.		SCALE		DWG NO GE-13075	
						REV	
				SHEET 1		OF 1	



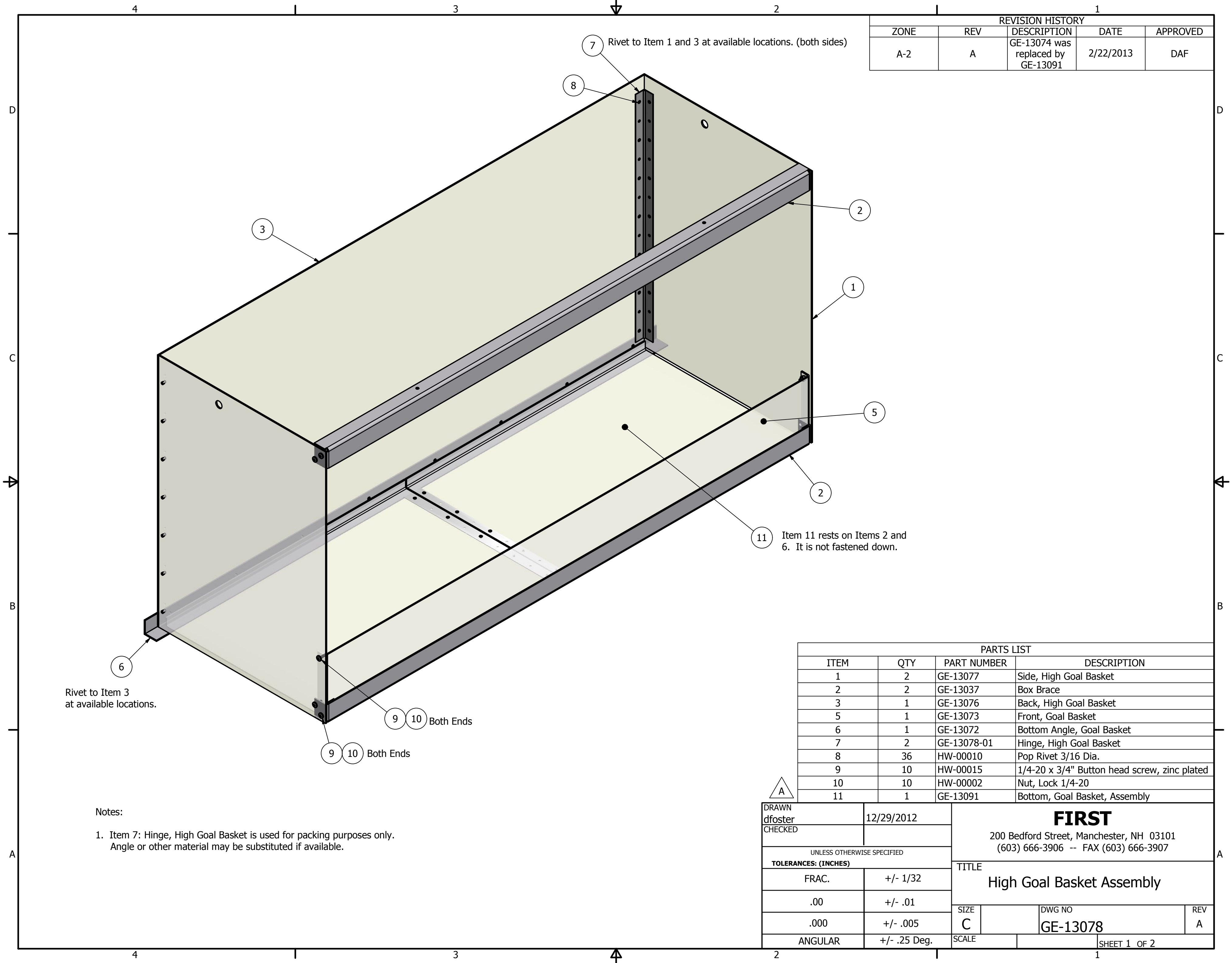


Notes:

- 1. Material: 1/8" thick, clear polycarbonate
- 2. Remove all burrs and sharp edges

DRAWN dfoster		12/3/2012		<div>FIRST</div> <div>200 Bedford Street, Manchester, NH 03101</div> <div>(603) 666-3906 -- FAX (603) 666-3907</div>			
CHECKED							
UNLESS OTHERWISE SPECIFIED				<div>TITLE</div> <div>Side, High Goal Basket</div>			
TOLERANCES: (INCHES)							
FRAC.		+/- 1/32					
.00		+/- .01					
.000		+/- .005					
ANGULAR		+/- .25 Deg.		SIZE		DWG NO	REV
				C		GE-13077	
				SCALE		SHEET 1 OF 1	





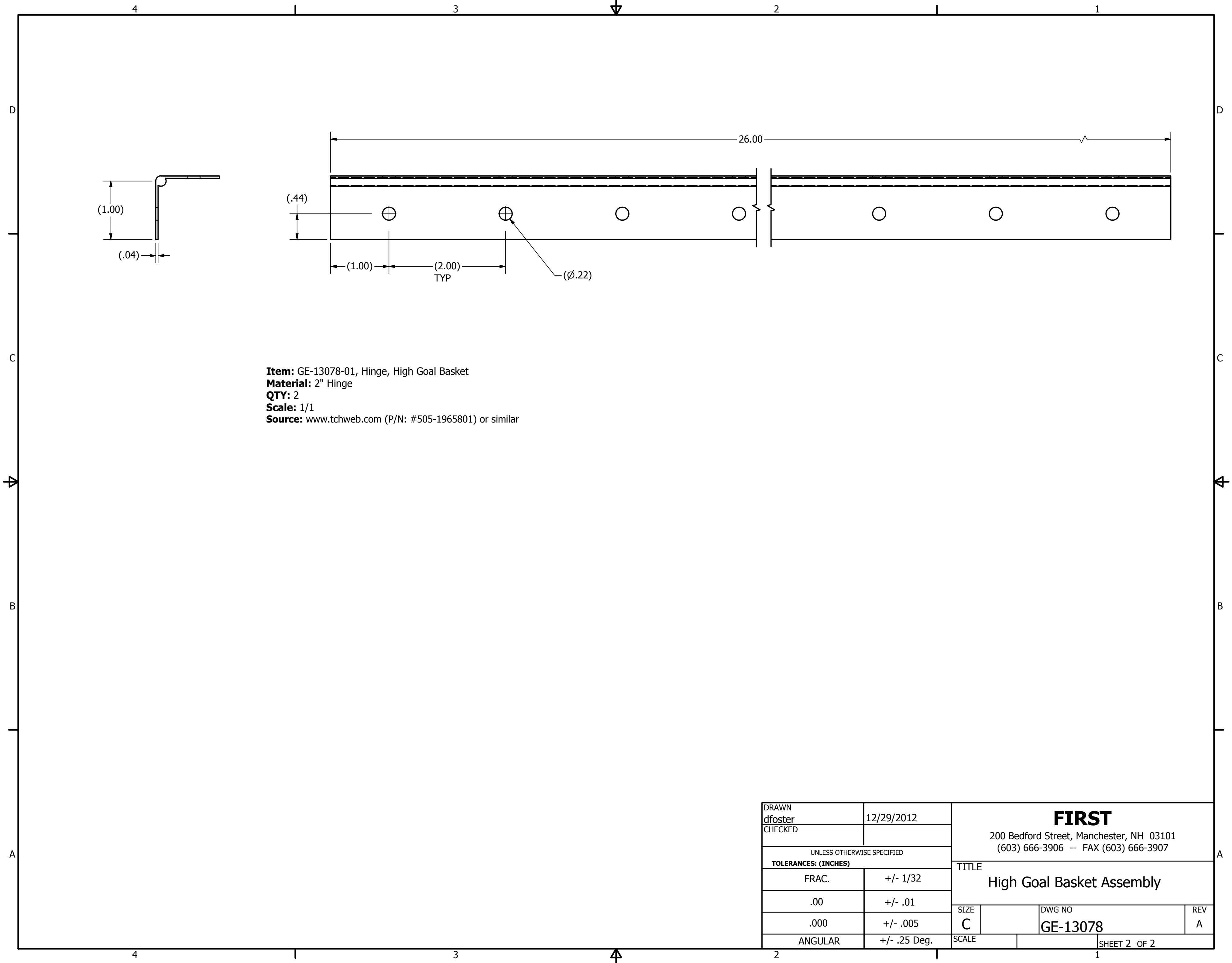
REVISION HISTORY				
ZONE	REV	DESCRIPTION	DATE	APPROVED
A-2	A	GE-13074 was replaced by GE-13091	2/22/2013	DAF

PARTS LIST			
ITEM	QTY	PART NUMBER	DESCRIPTION
1	2	GE-13077	Side, High Goal Basket
2	2	GE-13037	Box Brace
3	1	GE-13076	Back, High Goal Basket
5	1	GE-13073	Front, Goal Basket
6	1	GE-13072	Bottom Angle, Goal Basket
7	2	GE-13078-01	Hinge, High Goal Basket
8	36	HW-00010	Pop Rivet 3/16 Dia.
9	10	HW-00015	1/4-20 x 3/4" Button head screw, zinc plated
10	10	HW-00002	Nut, Lock 1/4-20
11	1	GE-13091	Bottom, Goal Basket, Assembly

<div><div></div><div>A</div></div>	10	10	HW-00002	Nut, Lock 1/4-20	
	11	1	GE-13091	Bottom, Goal Basket, Assembly	
DRAWN dfoster		12/29/2012		<div>FIRST</div> <div>200 Bedford Street, Manchester, NH 03101 (603) 666-3906 -- FAX (603) 666-3907</div>	
CHECKED					
UNLESS OTHERWISE SPECIFIED					
TOLERANCES: (INCHES)		TITLE			
FRAC.		+/- 1/32			
.00		+/- .01			
.000		+/- .005			
ANGULAR		+/- .25 Deg.			
		SIZE		DWG NO	REV
		C		GE-13078	A
		SCALE		SHEET 1 OF 2	


Notes:

- Item 7: Hinge, High Goal Basket is used for packing purposes only. Angle or other material may be substituted if available.



**Item:** GE-13078-01, Hinge, High Goal Basket  
**Material:** 2" Hinge  
**QTY:** 2  
**Scale:** 1/1  
**Source:** www.tchweb.com (P/N: #505-1965801) or similar

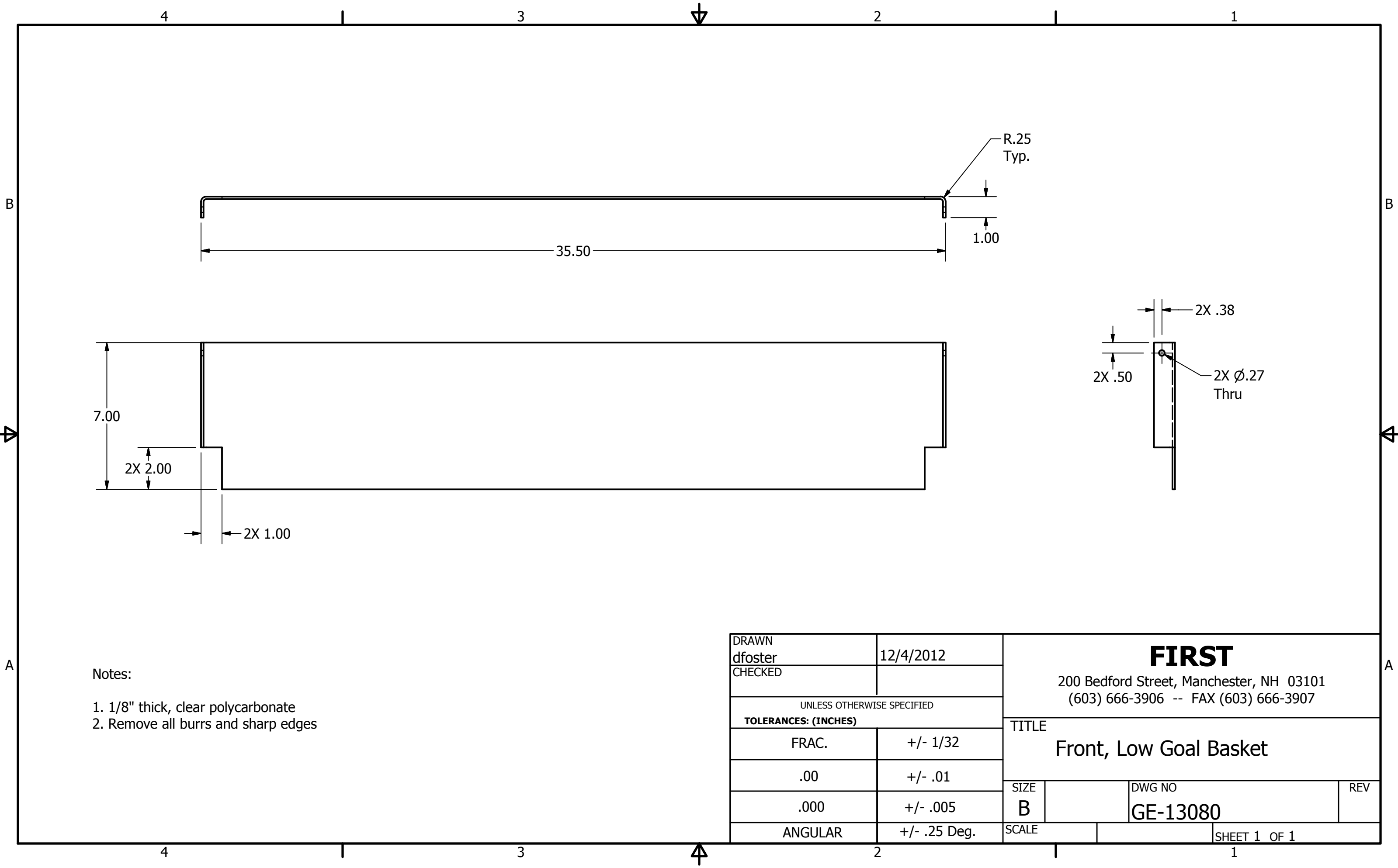
DRAWN dfoster		12/29/2012		<div>FIRST</div> <div>200 Bedford Street, Manchester, NH 03101</div> <div>(603) 666-3906 -- FAX (603) 666-3907</div>			
CHECKED							
UNLESS OTHERWISE SPECIFIED				<div>TITLE</div> <div>High Goal Basket Assembly</div>			
TOLERANCES: (INCHES)							
FRAC.		+/- 1/32					
.00		+/- .01					
.000		+/- .005					
ANGULAR		+/- .25 Deg.		SIZE		DWG NO	REV
				C		GE-13078	A
				SCALE		SHEET 2 OF 2	



Notes:

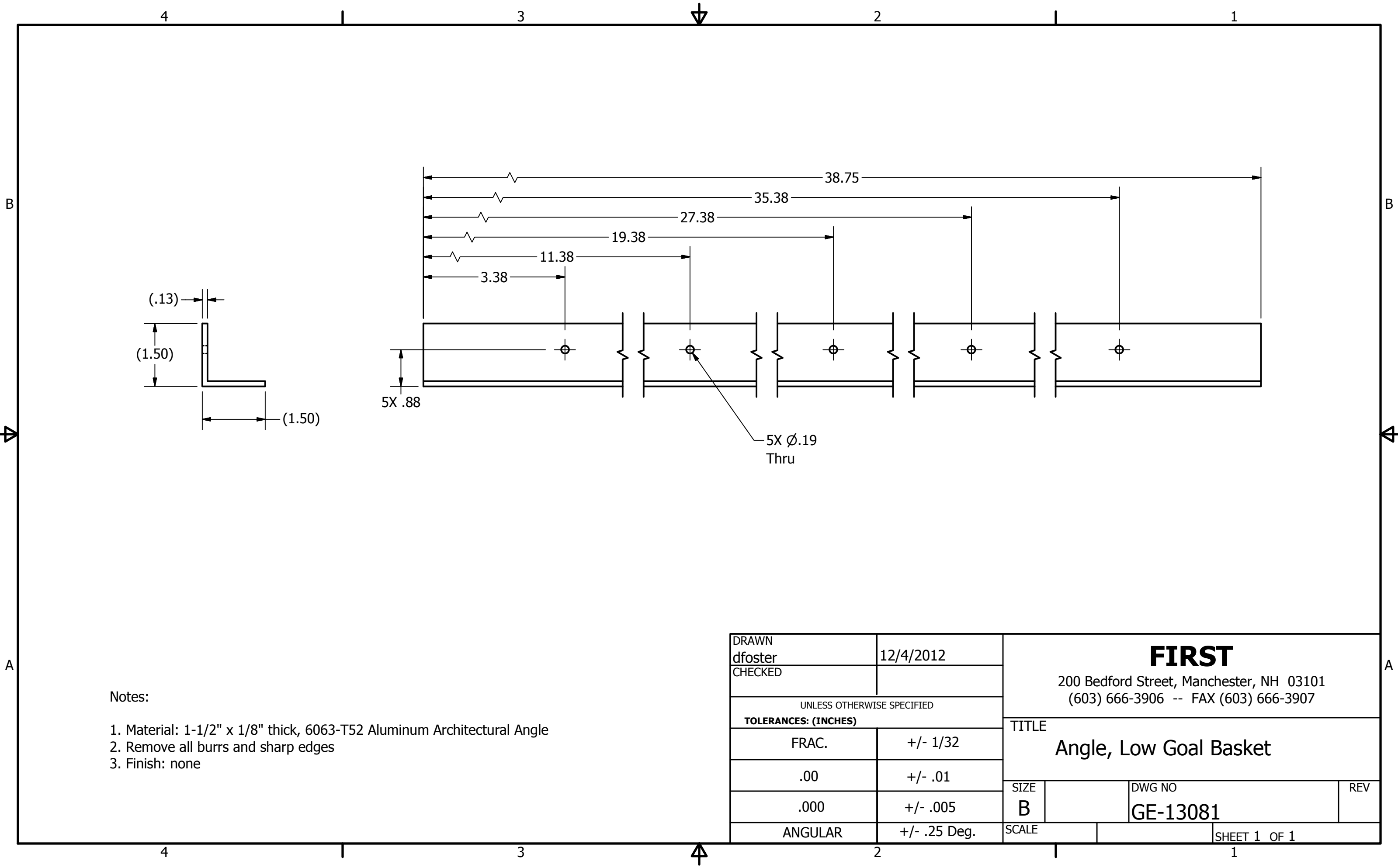
1. Material: 1/8" thick, clear polycarbonate
2. Remove all burrs and sharp edges

DRAWN dfoster		12/4/2012		<div>FIRST</div> <div>200 Bedford Street, Manchester, NH 03101 (603) 666-3906 -- FAX (603) 666-3907</div>			
CHECKED							
UNLESS OTHERWISE SPECIFIED							
TOLERANCES: (INCHES)				<div>TITLE</div> <div>Back, Low Goal Basket</div>			
FRAC.		+/- 1/32					
.00		+/- .01					
.000		+/- .005					
ANGULAR		+/- .25 Deg.					
		SIZE		DWG NO		REV	
		C		GE-13079			
		SCALE				SHEET 1 OF 1	



- Notes:
- 1. 1/8" thick, clear polycarbonate
  - 2. Remove all burrs and sharp edges

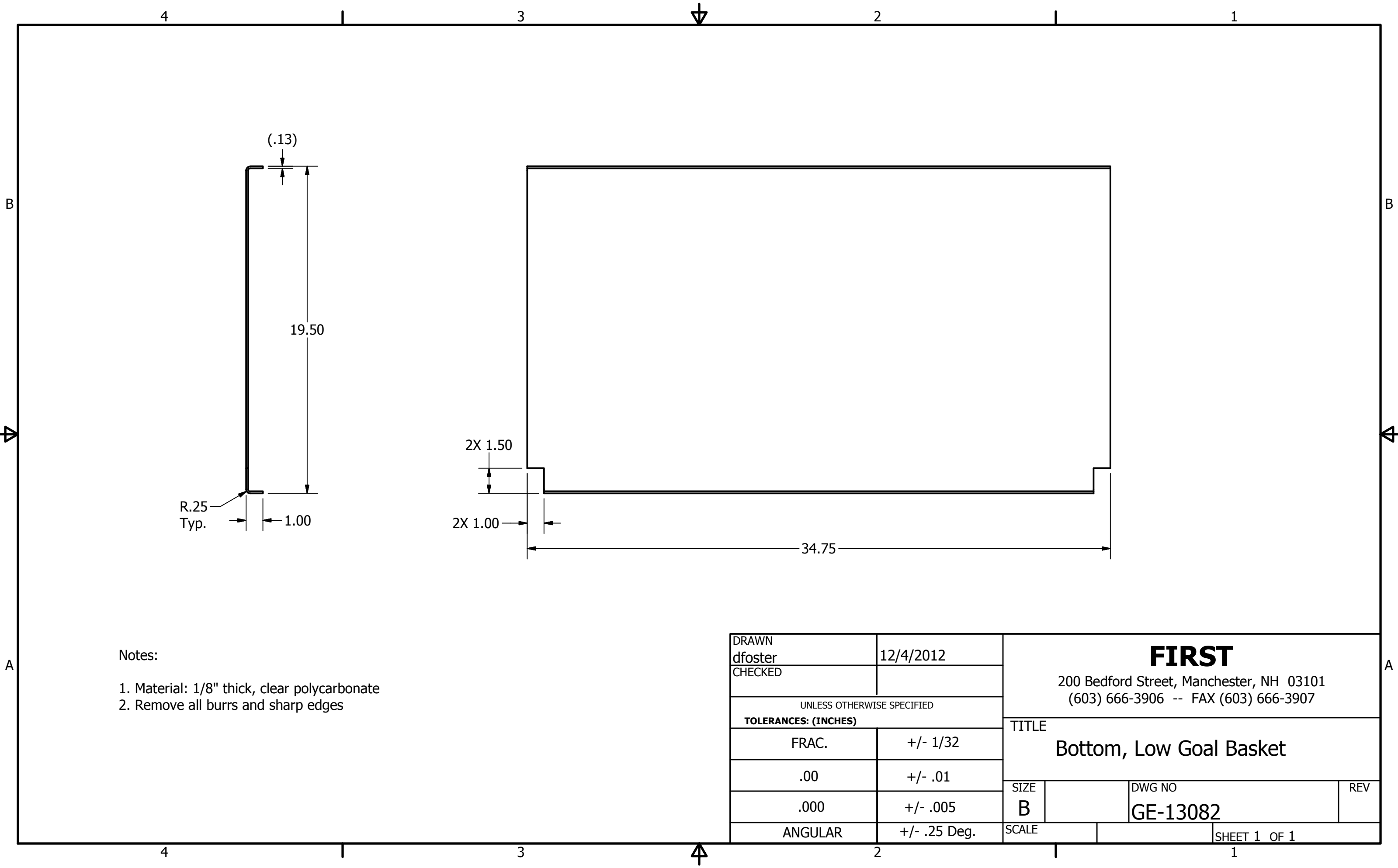
DRAWN dfoster	12/4/2012	<div>FIRST</div> <div>200 Bedford Street, Manchester, NH 03101 (603) 666-3906 -- FAX (603) 666-3907</div>			
CHECKED					
UNLESS OTHERWISE SPECIFIED					
TOLERANCES: (INCHES)		TITLE  Front, Low Goal Basket			
FRAC.	+/- 1/32				
.00	+/- .01				
.000	+/- .005	SIZE B		DWG NO GE-13080	REV
ANGULAR	+/- .25 Deg.	SCALE		SHEET 1 OF 1	



Notes:

1. Material: 1-1/2" x 1/8" thick, 6063-T52 Aluminum Architectural Angle
2. Remove all burrs and sharp edges
3. Finish: none

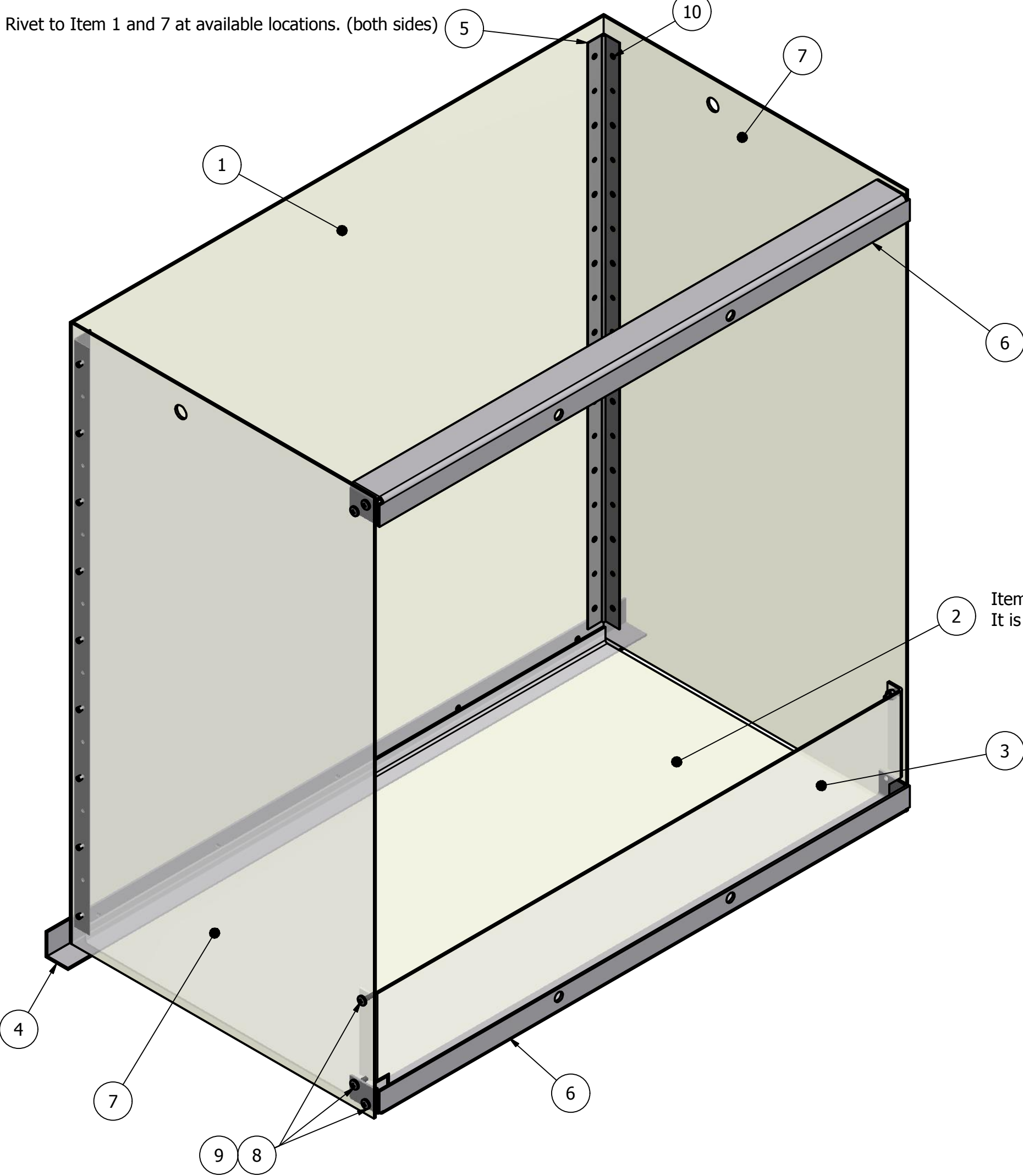
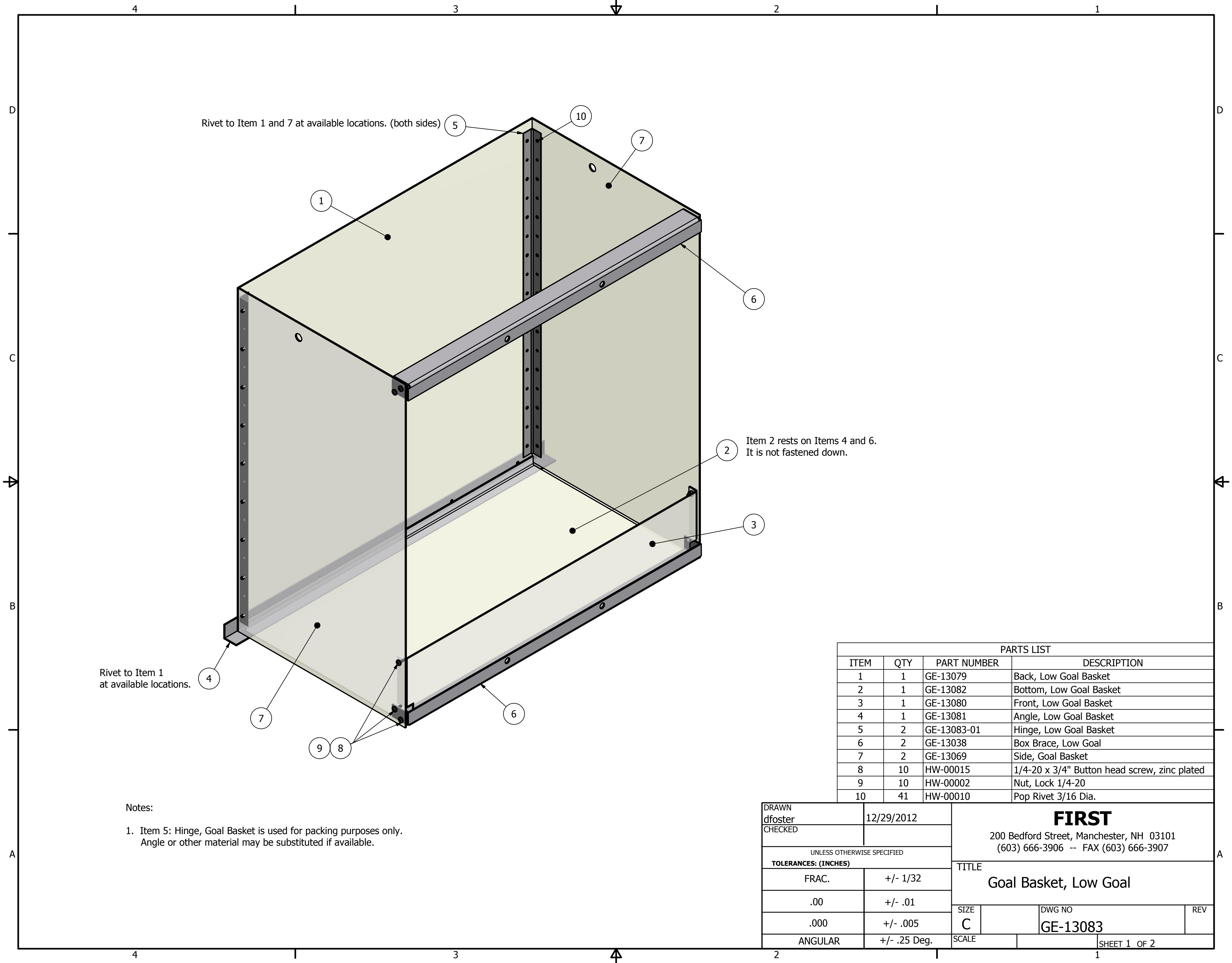
DRAWN dfoster	12/4/2012	<div>FIRST</div> <div>200 Bedford Street, Manchester, NH 03101</div> <div>(603) 666-3906 -- FAX (603) 666-3907</div>			
CHECKED					
UNLESS OTHERWISE SPECIFIED		TITLE Angle, Low Goal Basket			
FRAC.	+/- 1/32				
.00	+/- .01				
.000	+/- .005	SIZE B	DWG NO GE-13081		REV
ANGULAR	+/- .25 Deg.	SCALE	SHEET 1 OF 1		



Notes:

- 1. Material: 1/8" thick, clear polycarbonate
- 2. Remove all burrs and sharp edges

DRAWN dfoster		12/4/2012		<div><div>FIRST</div><div>200 Bedford Street, Manchester, NH 03101 (603) 666-3906 -- FAX (603) 666-3907</div><div>TITLE</div><div>Bottom, Low Goal Basket</div></div>			
CHECKED							
UNLESS OTHERWISE SPECIFIED							
TOLERANCES: (INCHES)							
FRAC.		+/- 1/32					
.00		+/- .01					
.000		+/- .005					
ANGULAR		+/- .25 Deg.		SIZE		DWG NO	REV
				B		GE-13082	
		SCALE				SHEET 1 OF 1	

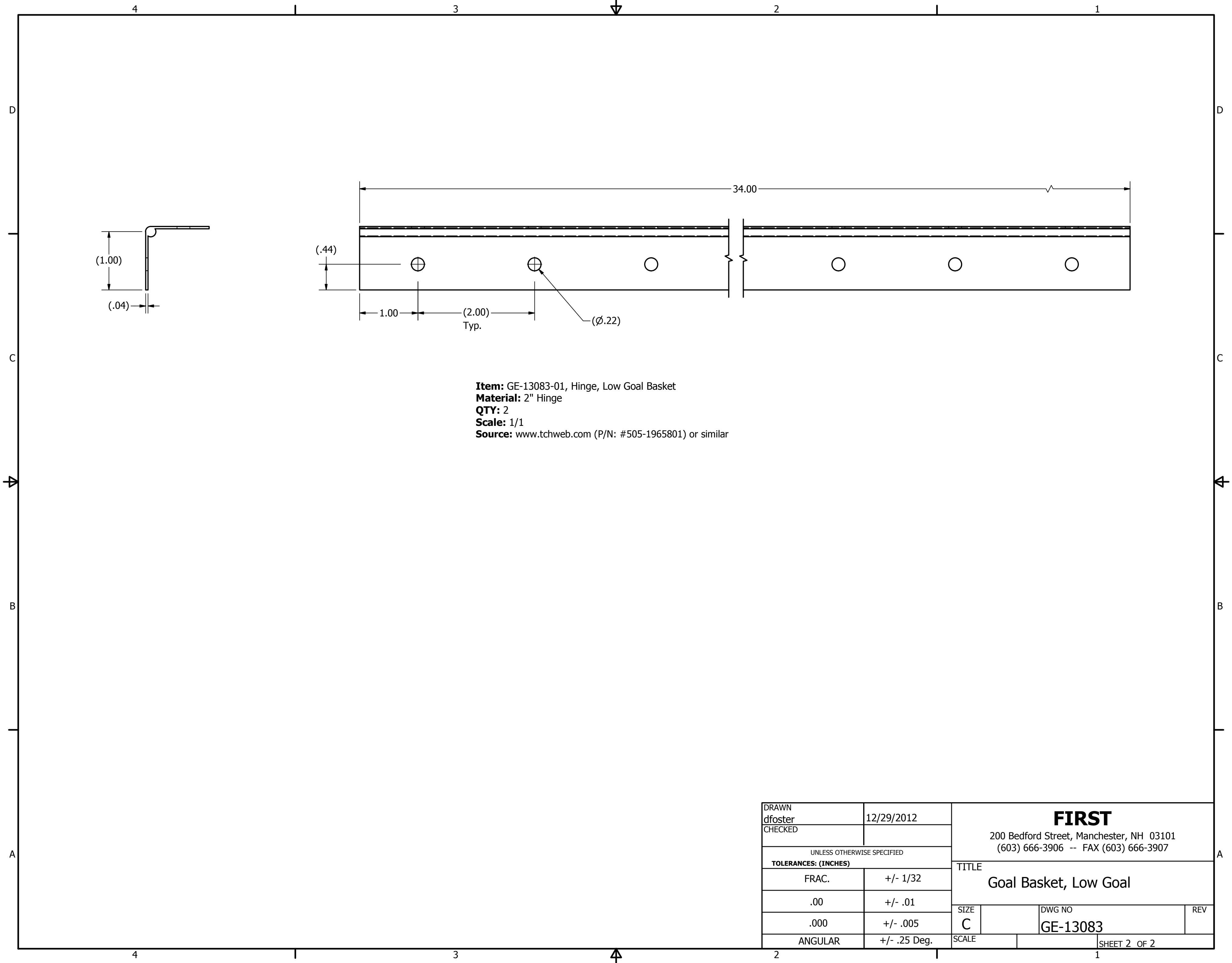


Rivet to Item 1  
at available locations.

- Notes:
- Item 5: Hinge, Goal Basket is used for packing purposes only.  
Angle or other material may be substituted if available.

PARTS LIST			
ITEM	QTY	PART NUMBER	DESCRIPTION
1	1	GE-13079	Back, Low Goal Basket
2	1	GE-13082	Bottom, Low Goal Basket
3	1	GE-13080	Front, Low Goal Basket
4	1	GE-13081	Angle, Low Goal Basket
5	2	GE-13083-01	Hinge, Low Goal Basket
6	2	GE-13038	Box Brace, Low Goal
7	2	GE-13069	Side, Goal Basket
8	10	HW-00015	1/4-20 x 3/4" Button head screw, zinc plated
9	10	HW-00002	Nut, Lock 1/4-20
10	41	HW-00010	Pop Rivet 3/16 Dia.

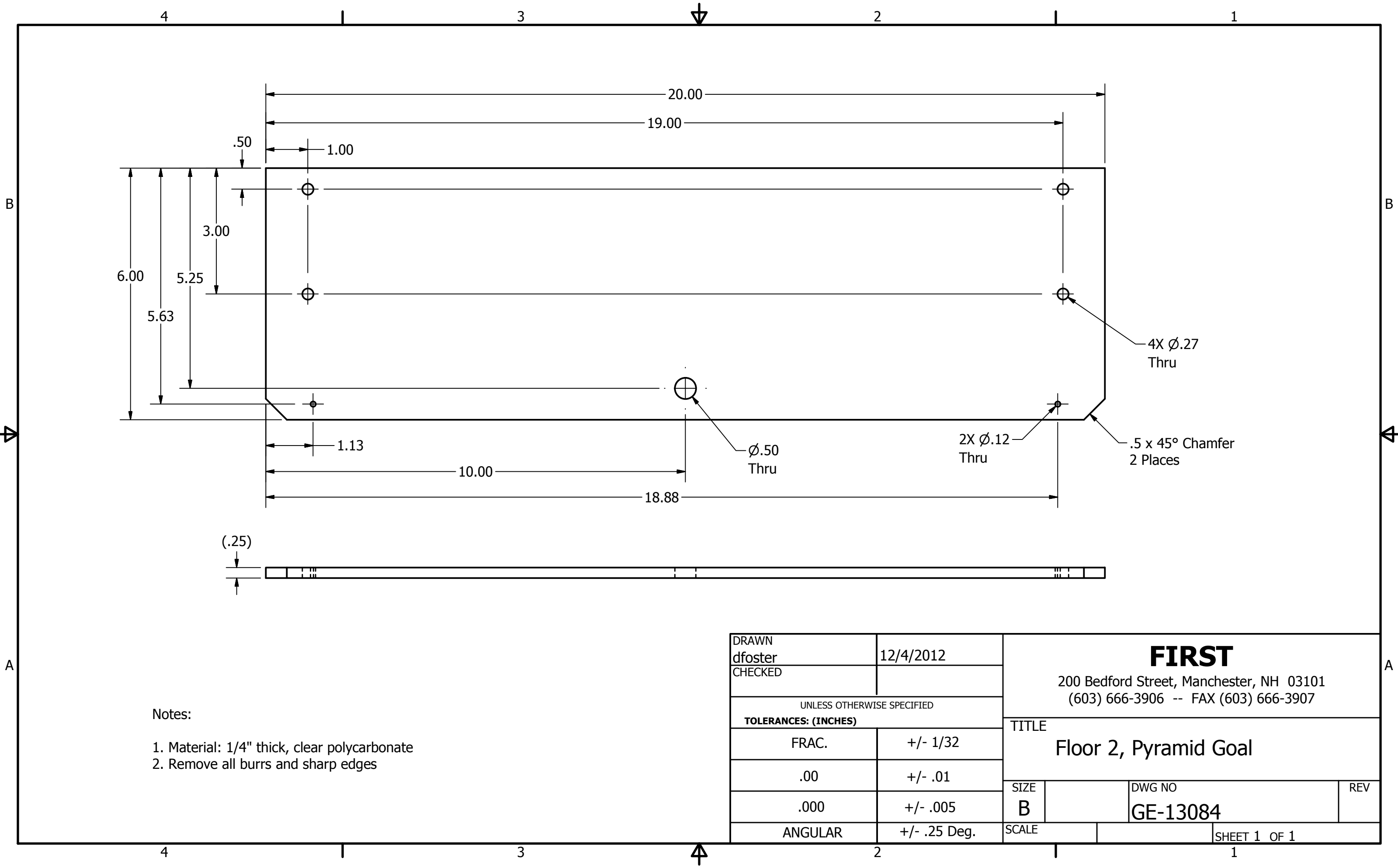
DRAWN dfoster		12/29/2012		<b>FIRST</b> 200 Bedford Street, Manchester, NH 03101 (603) 666-3906 -- FAX (603) 666-3907			
CHECKED							
UNLESS OTHERWISE SPECIFIED				TITLE  Goal Basket, Low Goal			
<b>TOLERANCES: (INCHES)</b>							
FRAC.		+/- 1/32		SIZE <b>C</b>			
.00		+/- .01					
.000		+/- .005					
ANGULAR		+/- .25 Deg.		SCALE		SHEET 1 OF 2	



**Item:** GE-13083-01, Hinge, Low Goal Basket  
**Material:** 2" Hinge  
**QTY:** 2  
**Scale:** 1/1  
**Source:** www.tchweb.com (P/N: #505-1965801) or similar

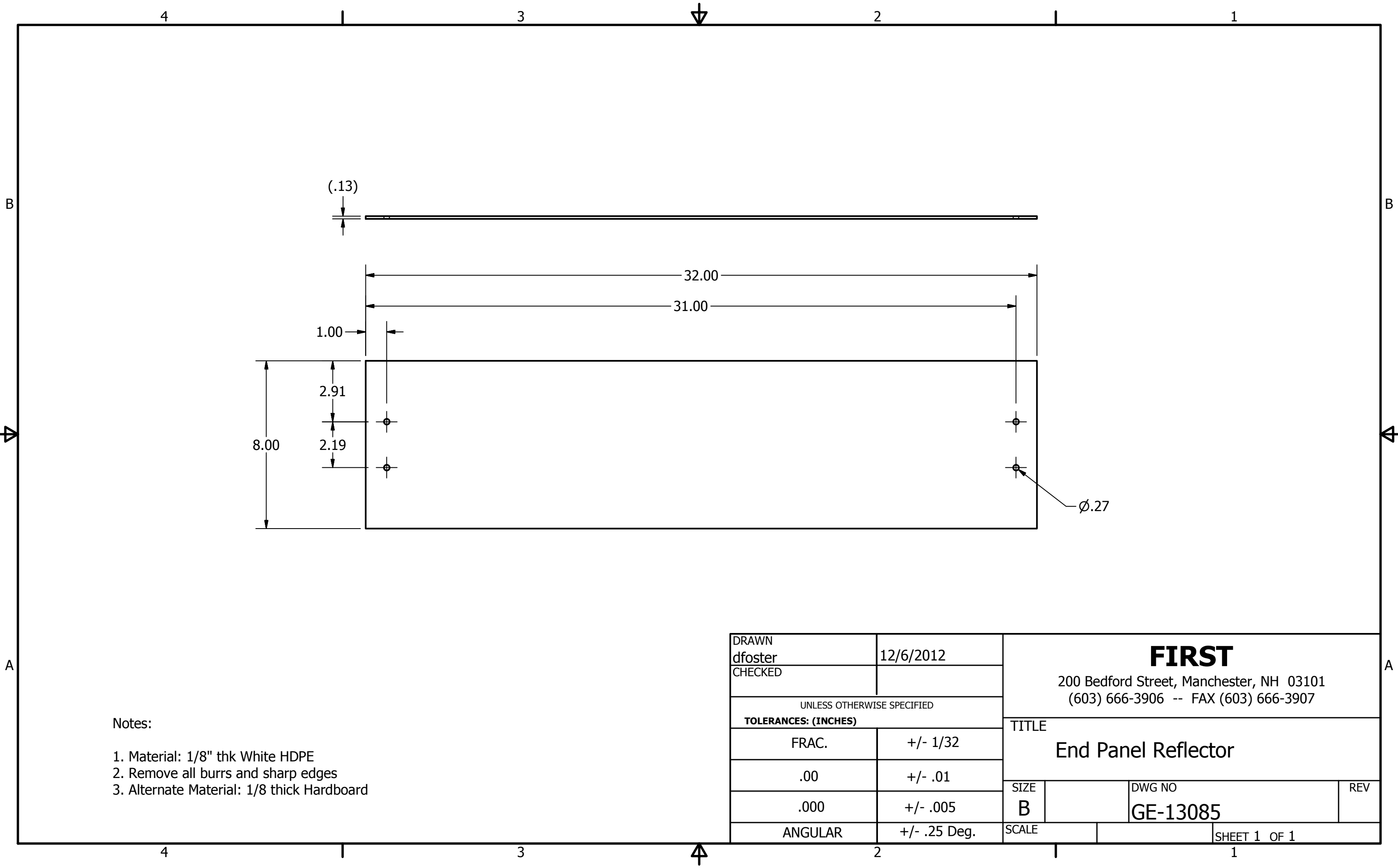
DRAWN dfoster		12/29/2012		<div>FIRST</div> <div>200 Bedford Street, Manchester, NH 03101</div> <div>(603) 666-3906 -- FAX (603) 666-3907</div>			
CHECKED							
UNLESS OTHERWISE SPECIFIED				<div>TITLE</div> <div>Goal Basket, Low Goal</div>			
TOLERANCES: (INCHES)							
FRAC.		+/- 1/32					
.00		+/- .01					
.000		+/- .005					
ANGULAR		+/- .25 Deg.		SIZE		DWG NO	REV
				C		GE-13083	
				SCALE			SHEET 2 OF 2

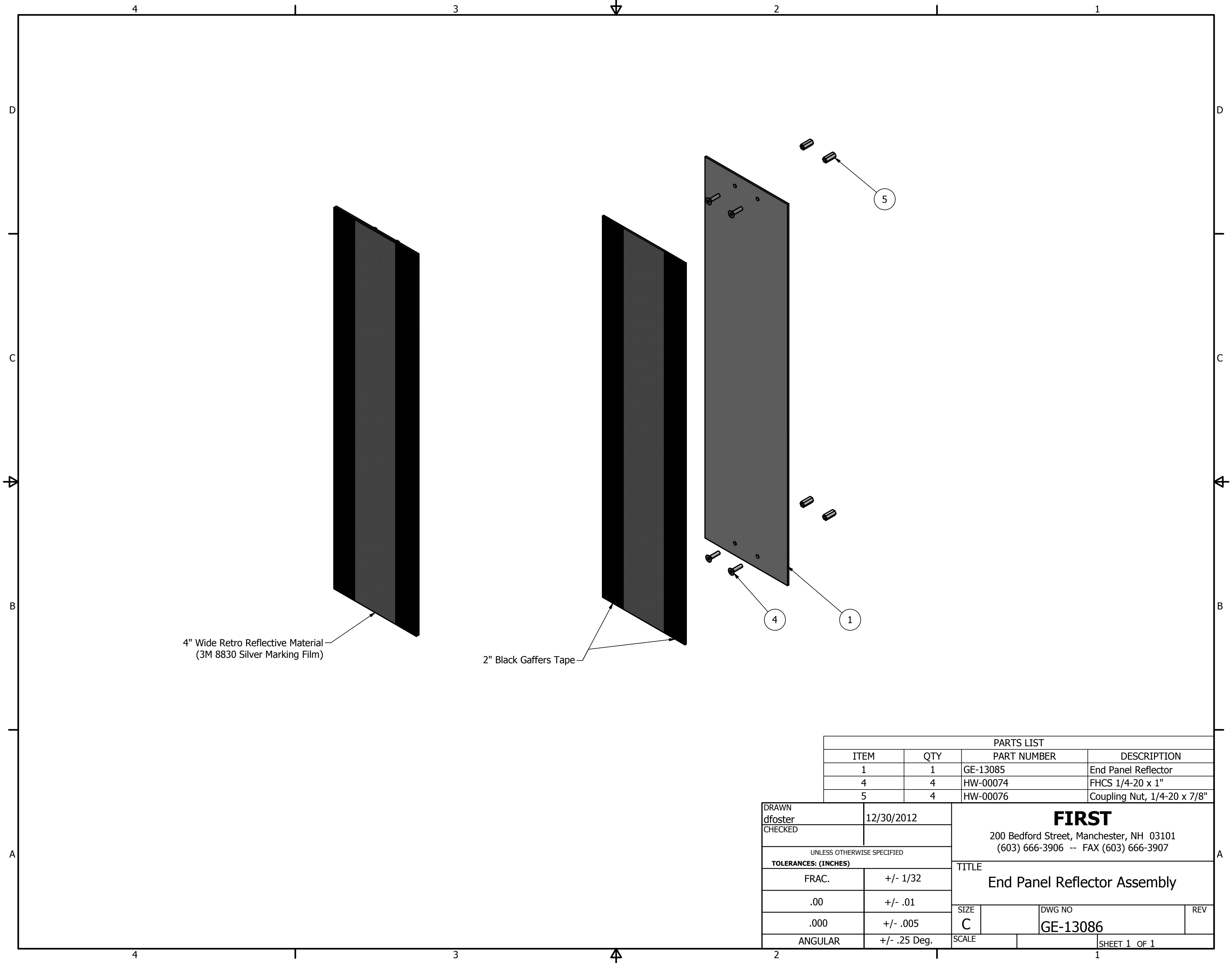




Notes:

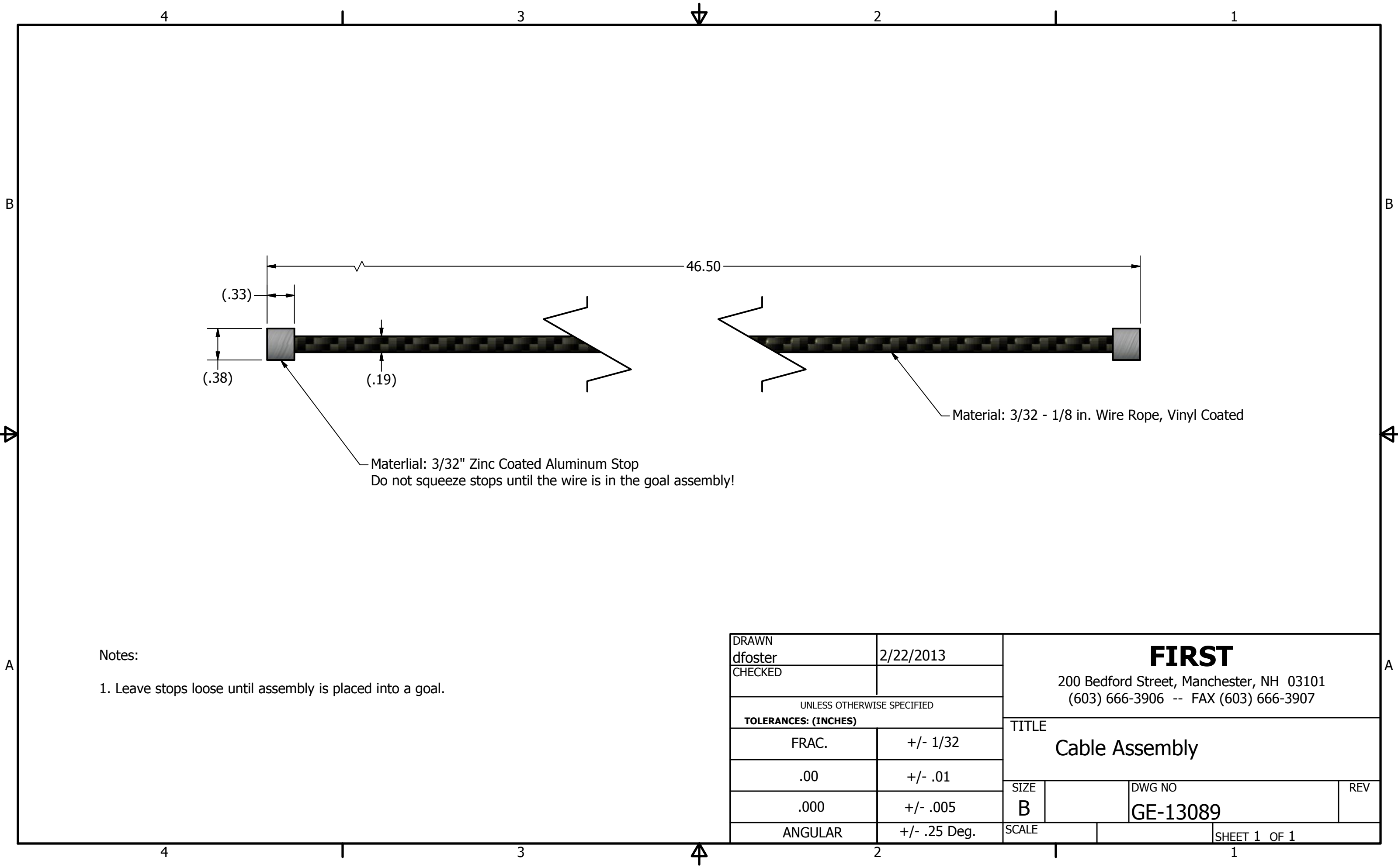
- 1. Material: 1/4" thick, clear polycarbonate
- 2. Remove all burrs and sharp edges





PARTS LIST			
ITEM	QTY	PART NUMBER	DESCRIPTION
1	1	GE-13085	End Panel Reflector
4	4	HW-00074	FHCS 1/4-20 x 1"
5	4	HW-00076	Coupling Nut, 1/4-20 x 7/8"

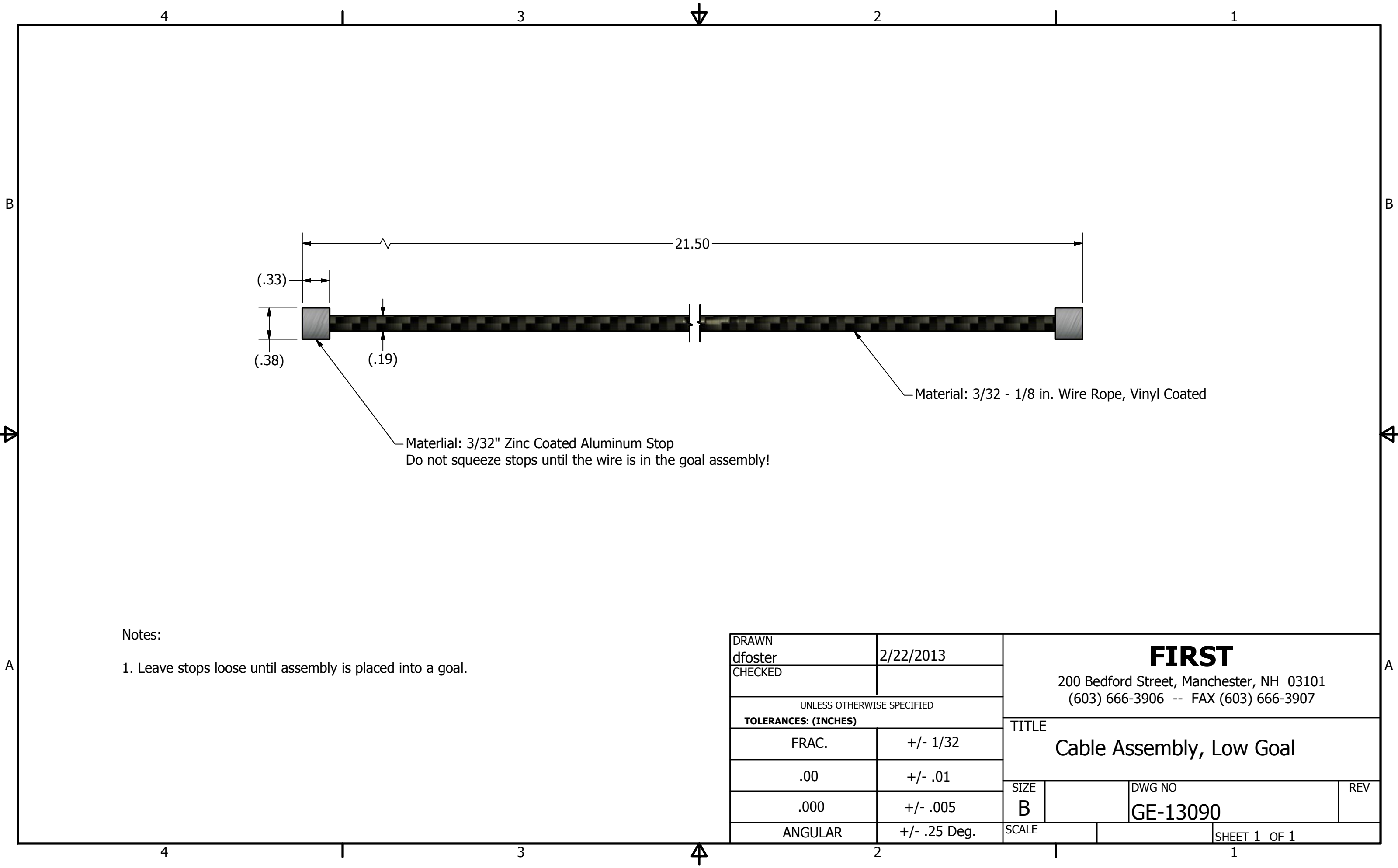
DRAWN dfoster		12/30/2012		<div>FIRST</div> <div>200 Bedford Street, Manchester, NH 03101 (603) 666-3906 -- FAX (603) 666-3907</div>			
CHECKED							
UNLESS OTHERWISE SPECIFIED				TITLE <div>End Panel Reflector Assembly</div>			
TOLERANCES: (INCHES)							
FRAC.		+/- 1/32		SIZE C			
.00		+/- .01					
.000		+/- .005		DWG NO GE-13086			
ANGULAR		+/- .25 Deg.					
				SCALE		REV	
						SHEET 1 OF 1	



Notes:

- 1. Leave stops loose until assembly is placed into a goal.

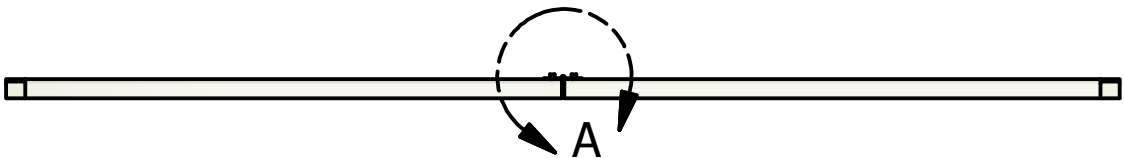
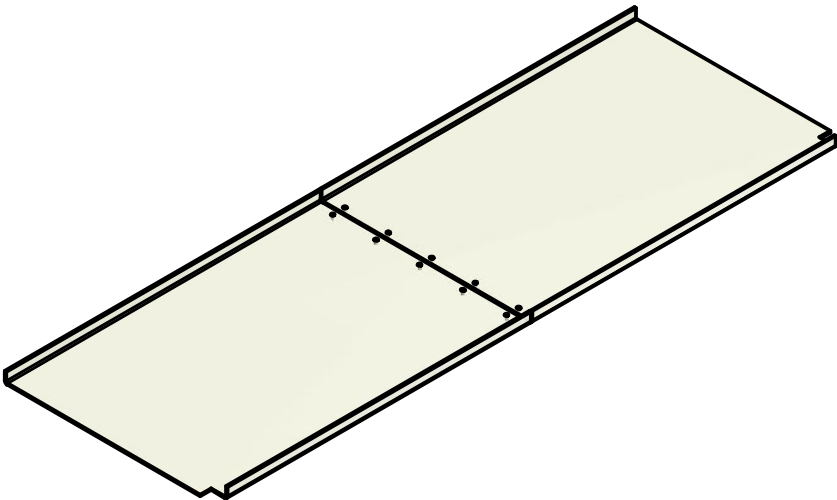
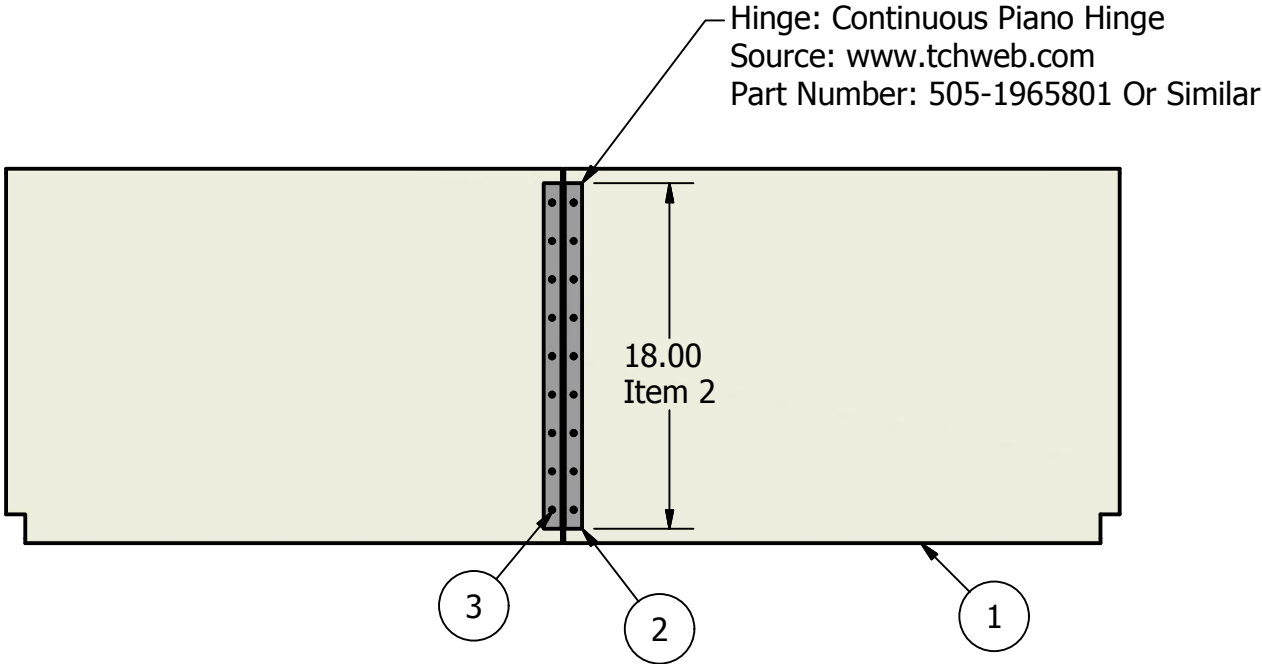
DRAWN dfoster	2/22/2013	<div>FIRST</div> <div>200 Bedford Street, Manchester, NH 03101 (603) 666-3906 -- FAX (603) 666-3907</div>			
CHECKED					
UNLESS OTHERWISE SPECIFIED		TITLE Cable Assembly			
TOLERANCES: (INCHES)					
FRAC.	+/- 1/32				
.00	+/- .01	SIZE B			
.000	+/- .005				
ANGULAR	+/- .25 Deg.	SCALE		DWG NO GE-13089	REV
				SHEET 1 OF 1	



Notes:

- 1. Leave stops loose until assembly is placed into a goal.

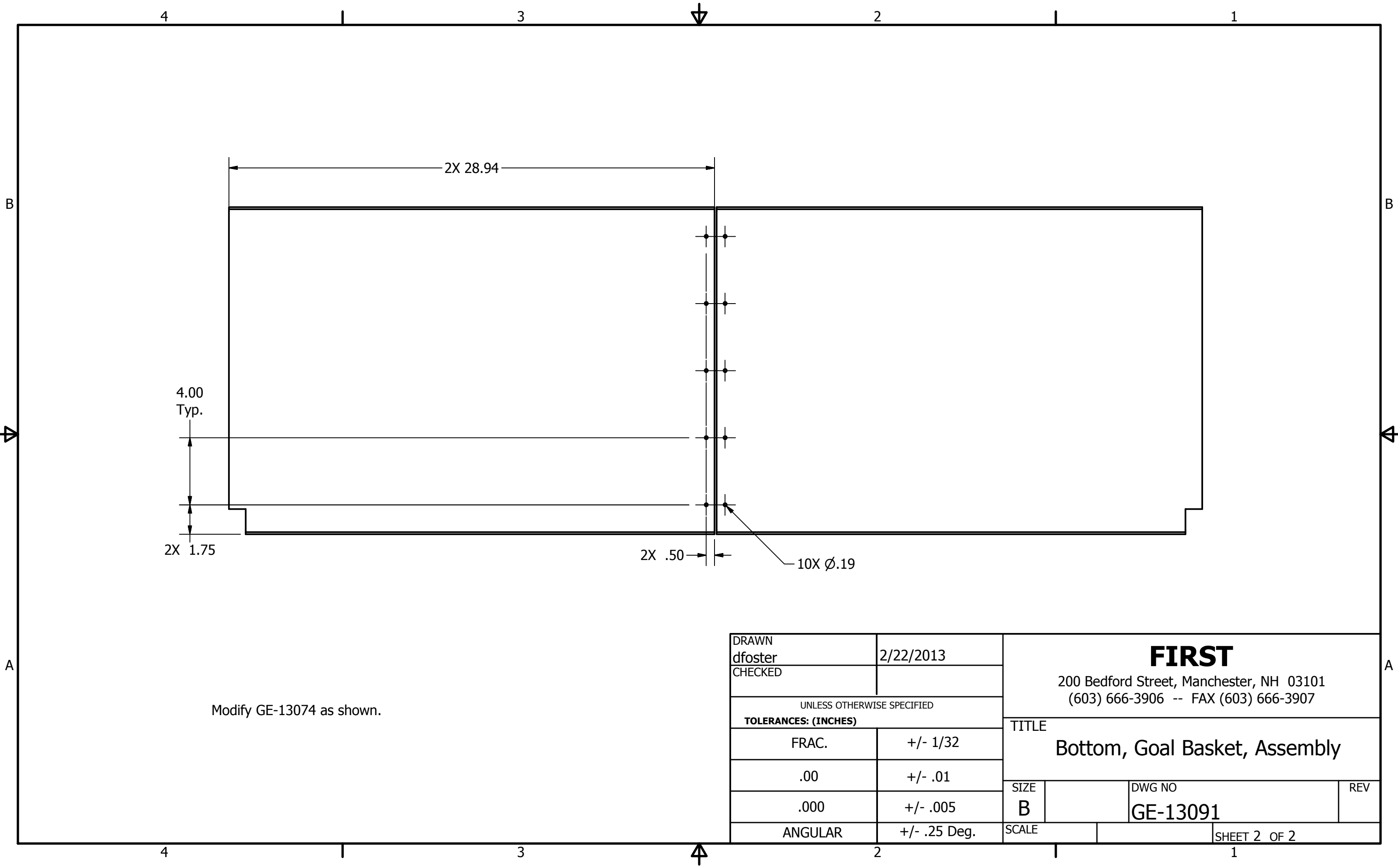
DRAWN dfoster	2/22/2013	<div>FIRST</div> <div>200 Bedford Street, Manchester, NH 03101 (603) 666-3906 -- FAX (603) 666-3907</div>			
CHECKED					
UNLESS OTHERWISE SPECIFIED					
TOLERANCES: (INCHES)		TITLE  Cable Assembly, Low Goal			
FRAC.	+/- 1/32				
.00	+/- .01				
.000	+/- .005	SIZE B		DWG NO GE-13090	REV
ANGULAR	+/- .25 Deg.	SCALE		SHEET 1 OF 1	

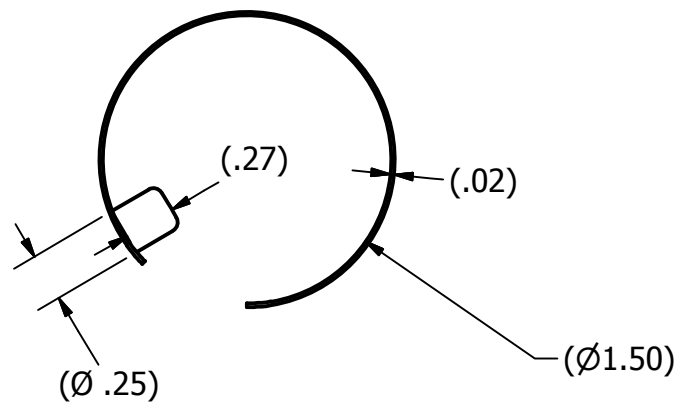


DETAIL A  
SCALE 1 / 4

PARTS LIST			
ITEM	QTY	PART NUMBER	DESCRIPTION
1	1	GE-13074	Bottom, Goal Basket
2	1	GE-13091-01	Hinge, Goal Basket
3	10	HW-00010	Pop Rivet 3/16 Dia.

DRAWN dfoster		2/22/2013		<div>FIRST</div> <div>200 Bedford Street, Manchester, NH 03101 (603) 666-3906 -- FAX (603) 666-3907</div>			
CHECKED							
UNLESS OTHERWISE SPECIFIED				<div>TITLE</div> <div>Bottom, Goal Basket, Assembly</div>			
TOLERANCES: (INCHES)							
FRAC.		+/- 1/32					
.00		+/- .01					
.000		+/- .005		SIZE	DWG NO		REV
				B	GE-13091		
ANGULAR		+/- .25 Deg.		SCALE		SHEET 1 OF 2	





Vendor: Valco  
Website: [www.valcodeleve.com](http://www.valcodeleve.com)  
Part Number: CI-131  
Description: Snap Button, Inverted 1.5 OD Tube

DRAWN dfoster		2/22/2013		<div>FIRST</div> <div>200 Bedford Street, Manchester, NH 03101 (603) 666-3906 -- FAX (603) 666-3907</div>			
CHECKED							
UNLESS OTHERWISE SPECIFIED				TITLE  Snap Button, Inverted 1.5 OD Tube			
TOLERANCES: (INCHES)							
FRAC.		+/- 1/32					
.00		+/- .01		SIZE B			
.000		+/- .005					
ANGULAR		+/- .25 Deg.					
				DWG NO HW-00080		REV	
		SCALE				SHEET 1 OF 1	